

Fiscal Stress Monitoring System

Upcoming School District Release

Division of Local Government and School Accountability

Joe Testa, Auditor 1, Data Management Unit

Kevin Dufresne, Auditor 2, Research Unit



New York State Comptroller
THOMAS P. DiNAPOLI

1

Fiscal Stress Monitoring System

Agenda

- Fiscal Stress Monitoring System 101
- Upcoming Score Release
- 2022/2023 Preliminary Results and 2023/2024 Risks
- Resources – How We Can Help
- Q & A



New York State Comptroller
THOMAS P. DiNAPOLI

2

Fiscal Stress Monitoring System 101

Purpose

- To identify local governments and school districts in fiscal stress or susceptible to fiscal stress
- To identify for school district officials the need to take action in a timely manner to improve financial trends
- [System Basics](#)



New York State Comptroller
THOMAS P. DiNAPOLI

3

Fiscal Stress Monitoring System 101

- Fiscal Stress Score
- Environmental Stress Score



New York State Comptroller
THOMAS P. DiNAPOLI

4

Fiscal Stress Score

Financial Indicators	Fiscal Stress Financial Indicators	Maximum Points
1	Unassigned Fund Balance as a Percentage of Gross Expenditures	25
2	Total Fund Balance as a Percentage of Gross Expenditures	25
3	Operating Deficits	20
4	Cash Ratio - Cash and Investments as a Percentage of Current Liabilities	10
5	Cash as a Percentage of Monthly Gross Expenditures	10
6	Percentage Change in Short-Term Cash-Flow Debt Issuance	10
		100

Classification	Point Range (Out of 100 total pts)
Significant	65 - 100
Moderate	45 - 64.9
Susceptible	25 - 44.9
No Designation	0 - 24.9

Financial indicators 1 through 5 only use data from the General (A) Fund, but indicator 6 looks for short-term cash-flow debt in all funds.



New York State Comptroller
THOMAS P. DINAPOLI

Environmental Stress Score

Indicators	Fiscal Stress Environmental Indicators	Maximum Points
1	Percentage of Economically Disadvantaged Students	25
2	Student-to-Teacher Ratio	15
3	Turnover Rate of All Teachers	15
4	Percentage Change in Property Value	15
5	Budget Vote Approval Percent	15
6	Percentage of English Language Learners	15
		100

Environmental Stress Classification	Point Range (Out of 100 total pts)
Significant	60 - 100
Moderate	45 - 59.9
Susceptible	30 - 44.9
No Designation	0 - 29.9



New York State Comptroller
THOMAS P. DINAPOLI

Fiscal Stress Monitoring System

Upcoming Release for School Districts

Communication Emails

- School Districts in Fiscal Stress – already sent
- All School Districts – just prior to release



New York State Comptroller
THOMAS P. DiNAPOLI

7

Key Takeaways

- Be Prepared
- Environmental Stress Score Reminder
- OSC's Website Resources



New York State Comptroller
THOMAS P. DiNAPOLI

8

Fiscal Stress Monitoring System

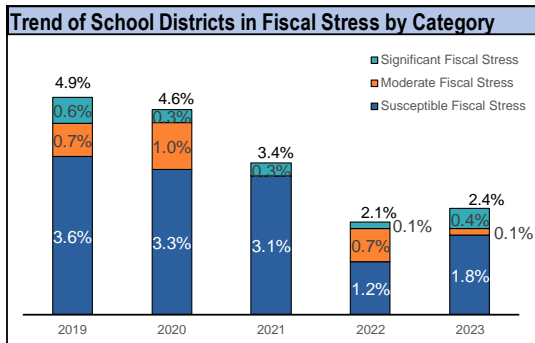
School Districts SY 2022-23

Preliminary Results



New York State Comptroller
THOMAS P. DINAPOLI

Fiscal Stress Trends



Source: OSC, preliminary data.

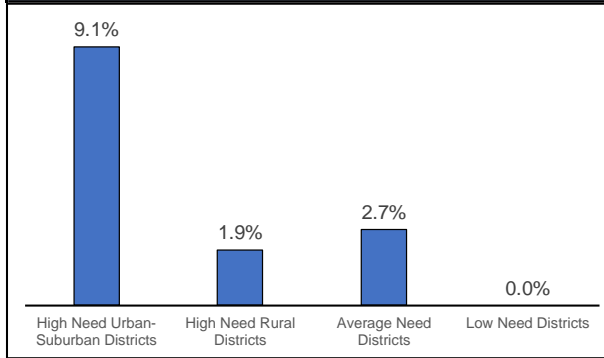
- Slight increase in the number of school districts designated in stress
- Increases in significant fiscal stress and susceptible to fiscal stress
- Fewer school districts in moderate fiscal stress



New York State Comptroller
THOMAS P. DINAPOLI

Fiscal Stress and District Wealth

Percentage of Districts in Stress by Need/Resource Category, SY 2022-23



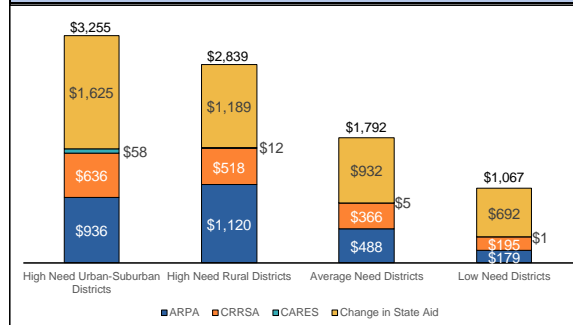
Source: OSC, preliminary data.



New York State Comptroller
THOMAS P. DiNAPOLI

Federal and State Aid Impacts on SY 2022-23

Temporary Federal Aid and Additional Net State Aid Per Pupil by Need/Resource Capacity Category, SY 2022-23



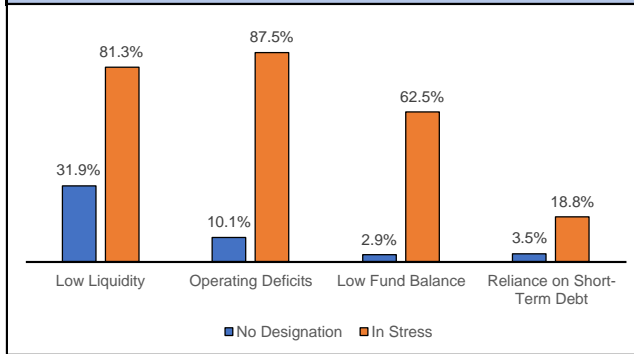
Source: OSC, preliminary data.



New York State Comptroller
THOMAS P. DiNAPOLI

Fiscal Stress Indicators

Prevalence of Fiscal Stress Indicators by Designation, SY 2022-23



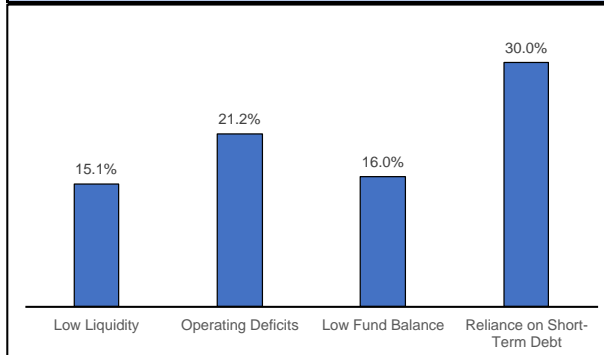
Source: OSC, preliminary data.



New York State Comptroller
THOMAS P. DINAPOLI

Indicator Trends

Percentage Change in Number of School Districts Receiving Points for Each Indicator, SY 2022-23

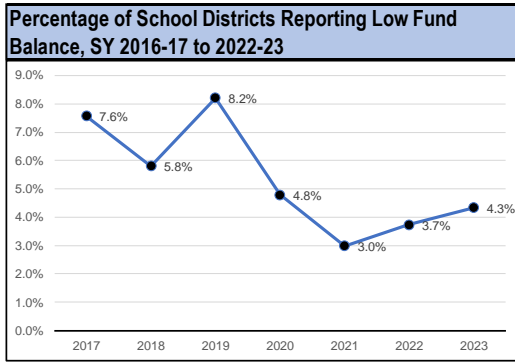


Source: OSC, preliminary data.



New York State Comptroller
THOMAS P. DINAPOLI

Low Fund Balance



Source: OSC, preliminary data.

- Increase from 3.7 percent to 4.6 percent from 2022 to 2023
- Still lower than the peak of 8.2 percent in 2019



New York State Comptroller
THOMAS P. DiNAPOLI

15

Potential SY 2023-24 Risks

- CARES Act, CRRSA and ARPA funding are temporary.
- Commitment from NYS to fully fund foundation aid is non-binding on future legislatures.
- As always, fluctuations in the economy are uncertain.

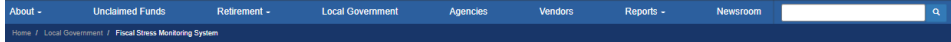


New York State Comptroller
THOMAS P. DiNAPOLI

16

Resources

[Fiscal Stress Monitoring System Webpage](#)



Fiscal Stress Monitoring System

State Comptroller Thomas P. DiNapoli created an early warning system for communities and school districts with fiscal problems. Alerting everyone to potential problems gives local officials and taxpayers the opportunity to be more proactive. Read the System Basics document to learn more.
Search for a local government or school district.

[Search Now](#)

Lists

- [Local Governments](#)
- [School Districts](#)
- [Search Tool](#)

Publications

- [System Manual](#)
- [Research Reports](#)
- [Financial Condition Audits](#)
- [Archived System Publications](#)

Tools

- [Self-Assessment Tool](#)
- [Capital Planning Webinar](#)
- [Multiyear Planning Webinar](#)

Help

- [System Enhancements](#)
- [Indicator Reference Guides](#)
- [Training and Webinars](#)
- [Archived System Data](#)



New York State Comptroller
THOMAS P. DINAPOLI

Resources

[Financial Toolkit for Local Officials](#)



Local government and school district leaders are faced with unprecedented challenges including simultaneously managing public health responses and the budgetary impacts of financial crises. LOSA has many resources that can be useful to local officials as they deal with revenue disruption and rising demands for services. On this page we have provided links to guidance, tools, training and reports available on the Division's web pages to assist you.

- [Is My Municipality In Fiscal Stress](#)
- [Addressing a Current Budget Deficit](#)
- [Budgeting in Future Years](#)
- [Cash Flow Management Strategies](#)



New York State Comptroller
THOMAS P. DINAPOLI

Resources

[Self-Assessment Tool](#) Demonstration

Home / Local Government / Fiscal Stress Monitoring System / Search Tool

Fiscal Stress Monitoring System®

Search Tool

Reset Filters **C** Download All Data **A**

Fiscal Year Ending	Class	Local Government School District Name	County	Stress Designation	Region	Fiscal Scores			Environmental Score	Self-Assessment Tool (.xls)
						Current Year	1 Year Prior	2 Years Prior		
2021	Town	Adams	Jefferson	No Designation	North Country	0	0	0	6.7	Download
2021	Village	Adams	Jefferson	No Designation	North Country	9.6	5	22.1	40	Download
2021	Town	Addison	Steuben	No Designation	Southern Tier	0	0	0	30	Download
2021	Village	Addison	Steuben	Moderate	Southern Tier	61.7	53.8	22.5	30	Download
2021	School	Addison	Steuben	No Designation	Southern Tier	3.3	0	0	8.3	Download
2021	School	Adirondack	Oneida	No Designation	Mohawk Valley	0	16.7	13.3	23.3	Download
2021	Town	Afton	Chenango	No Designation	Southern Tier	3.3	0	0	40	Download
2021	Village	Afton	Chenango	No Designation	Southern Tier	0	0	0	53.3	Download
2021	School	Afton	Chenango	No Designation	Southern Tier	0	0	-	10	Download
2021	Village	Albion	Rockland	No Designation	Mid-Hudson	6.7	10	6.7	6.7	Download
2021	Village	Akron	Erie	No Designation	Western New York	0	0	0	3.3	Download
2021	School	Akron	Erie	No Designation	Western New York	0	0	0	5	Download
2021	Town	Alabama	Genesee	No Designation	Finger Lakes	3.3	6.7	6.7	23.3	Download
2021	County	Albany	Albany	No Designation	Capital District	12.9	43.3	19.2	13.3	Download



New York State Comptroller
THOMAS P. DiNAPOLI

Contact Us

Email: localgov@osc.ny.gov

Phone Number: (866) 321-8503

– Option 4 for Data Management Unit



New York State Comptroller
THOMAS P. DiNAPOLI

Questions?

Division of Local Government and School Accountability



New York State Comptroller
THOMAS P. DiNAPOLI