

Fiscal Stress Monitoring System Upcoming School District Release

Division of Local Government and School Accountability
Joe Testa, Local Official Training
Anne Smith, LGSA Research Unit



New York State Comptroller
THOMAS P. DINAPOLI



Fiscal Stress Monitoring System

Agenda

- Fiscal Stress Monitoring System 101
- Upcoming Score Release
- 2024/2025 Preliminary Results and 2025/2026 Risks
- Resources – How We Can Help
- Q & A

New York State Comptroller
THOMAS P. DINAPOLI

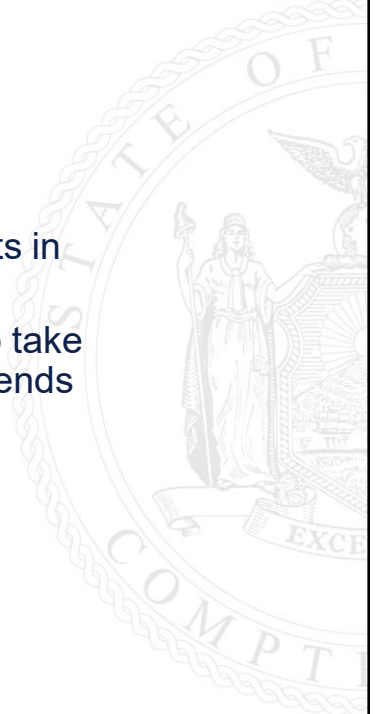


Fiscal Stress Monitoring System

Purpose

- To identify local governments and school districts in fiscal stress or susceptible to fiscal stress
- To identify for school district officials the need to take action in a timely manner to improve financial trends
- [System Basics](#)


New York State Comptroller
THOMAS P. DINAPOLI



Fiscal Stress Monitoring System 101

- Fiscal Stress Score
- Environmental Stress Score

New York State Comptroller
THOMAS P. DINAPOLI



Fiscal Stress Score

Financial Indicators	Fiscal Stress Financial Indicators	Maximum Points
1	Unassigned Fund Balance as a Percentage of Gross Expenditures	25
2	Total Fund Balance as a Percentage of Gross Expenditures	25
3	Operating Deficits	20
4	Cash Ratio - Cash and Investments as a Percentage of Current Liabilities	10
5	Cash as a Percentage of Monthly Gross Expenditures	10
6	Percentage Change in Short-Term Cash-Flow Debt Issuance	10
		100

Classification	Point Range (Out of 100 total pts)
Significant	65 - 100
Moderate	45 - 64.9
Susceptible	25 - 44.9
No Designation	0 - 24.9

Financial indicators 1 through 5 only use data from the **General (A) Fund**, but indicator 6 looks for short-term cash-flow debt in **all** funds.

New York State Comptroller
THOMAS P. DINAPOLI

Fiscal stress score breakdown provided on detail sheet.

1 Unassigned Fund Balance	General Fund	4 Cash Ratio	General Fund
	25 Points ≤ 1%		10 Points ≤ 50%
	16.67 Points > 1% But ≤ 2%		6.67 Points > 50% But ≤ 75%
	8.33 Points > 2% But ≤ 3%		3.33 Points > 75% But ≤ 100%
	0 Points > 3%		0 Points > 100%
	Unassigned Fund Balance ÷ Gross Expenditures		Cash and Investments ÷ Net Current Liability
2 Total Fund Balance	General Fund	5 Cash % of Monthly Expenditures	General Fund
	25 Points ≤ 0%		10 Points ≤ 33.33%
	16.67 Points > 0% But ≤ 5%		6.67 Points > 33.33% But ≤ 66.67%
	8.33 Points > 5% But ≤ 10%		3.33 Points > 66.67% But ≤ 100%
	0 Points > 10%		0 Points > 100%
	Total Fund Balance (code 8029) ÷ Gross Expenditures		Cash and Investments ÷ Average Monthly Gross Expenditures
3 Operating Deficit	General Fund	6 Short-Term Cash-Flow Debt Reliance	All Funds
	20 Points = Deficits ≤ -1% in 3/3 of the Last Fiscal Years		10 Points ≥ 10% Change in Short-Term Cash-Flow Debt Issued or
	13.33 Points = Deficits ≤ -1% in 2/3 of the Last Fiscal Years		Current Year Short-Term Cash-Flow Debt Issued and No Prior Year Issuance
	6.67 Points = Deficit ≤ -1% in 1/3 Last Fiscal Years		6.67 Points ≥ 6.67% But < 10% Change in Short-Term Cash-Flow Debt Issued
	0 Points = Deficit ≤ -1% in 0/3 Last Fiscal Years		3.33 Points ≥ 3.33% But < 6.67% Change in Short-Term Cash-Flow Debt Issued
	(Gross Revenues - Gross Expenditures) ÷ Gross Expenditures		0 Points < 3.33% Change in Short-Term Cash-Flow Debt Issued or No Current Year Issuance
			(Current Year Short-Term Cash-Flow Debt Issued - Prior Year Short-Term Cash-Flow Debt Issued) ÷ Prior Year Short-Term Cash-Flow Debt Issued

New York State Comptroller
THOMAS P. DINAPOLI

ST-3 data is used to calculate financial indicator scores. This is provided on the Self Assessment Workbook.

Fiscal Stress Financial Indicator Data Inputs			
Financial Indicators	Components	Account Code(s)	Fund(s)
1	Unassigned Fund	916 & 917	General Fund
2	Total Fund Balance	8029	
1, 2, 3, 5	Gross Expenditures		
5	Monthly Expenditures (Gross Expenditures ÷ 12)		
3	Gross Revenues		
4	Cash and Investments	200-223, 450 & 451	
5		200, 201, 450 & 451	
4	Current Liabilities	600-626, 631-668	
6	Short-Term Cash-Flow Debt	Revenue Anticipation Notes, Tax Anticipation Notes, Budget Notes, and Deficiency Notes Only	All Funds

New York State Comptroller
THOMAS P. DINAPOLI

Environmental Stress Score

Indicators	Fiscal Stress Environmental Indicators	Maximum Points
1	Percentage of Economically Disadvantaged Students	25
2	Student-to-Teacher Ratio	15
3	Turnover Rate of All Teachers	15
4	Percentage Change in Property Value	15
5	Budget Vote Approval Percent	15
6	Percentage of English Language Learners	15
		100

Environmental Stress Classification	Point Range (Out of 100 total pts)
Significant	60 - 100
Moderate	45 - 59.9
Susceptible	30 - 44.9
No Designation	0 - 29.9

New York State Comptroller
THOMAS P. DINAPOLI

Fiscal Stress Monitoring System

Upcoming Release for School Districts

Communication Emails

- School Districts in Fiscal Stress – already sent
- All School Districts – just prior to release


New York State Comptroller
THOMAS P. DINAPOLI



Key Takeaways

- Be Prepared
- Environmental Stress Score Reminder
- OSC's Website Resources

New York State Comptroller
THOMAS P. DINAPOLI




Fiscal Stress Monitoring System

School Districts

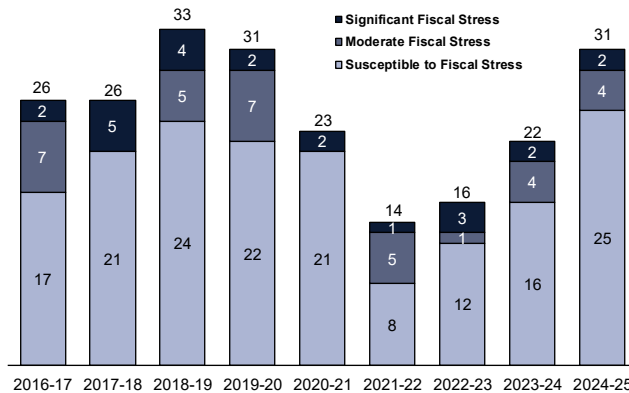
Preliminary Results for School Year (SY) 2024-25

New York State Comptroller
THOMAS P. DINAPOLI



Fiscal Stress Trends

Number of School Districts Designated in Fiscal Stress by School Year



Note: Excludes the fiscally dependent city districts: New York City, Buffalo, Rochester, Syracuse and Yonkers as well as a small number of other districts.

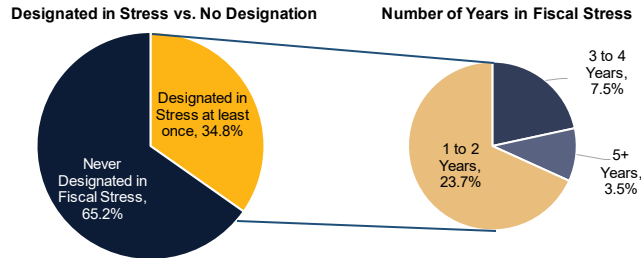
Source: Office of the New York State Comptroller, preliminary data.

New York State Comptroller
THOMAS P. DINAPOLI

- Relatively few school districts are designated in fiscal stress in any given school year.
- 31 districts were designated in stress in 2024-25, an increase of 9 districts from 2023-24.
- However, there were fewer districts designated in moderate and significant stress compared to 2018-19 and 2019-20.

Stress Frequency

Percentage and Frequency of School Districts Designated in Fiscal Stress and the Number of Years in Stress, SY 2012-13 to 2024-25



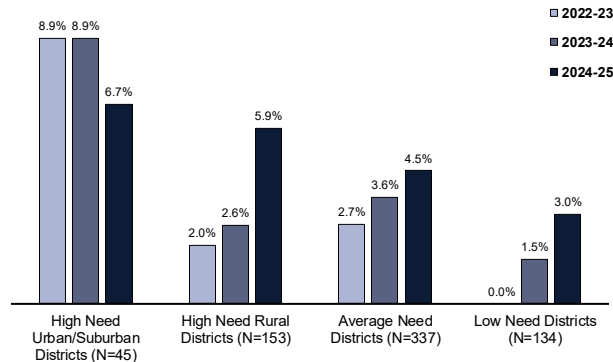
Notes: Includes school districts that received a fiscal stress score for any school year from SY 2012-13 to 2024-25. Excludes the fiscally dependent city districts: New York City, Buffalo, Rochester, Syracuse and Yonkers as well as a small number of other districts.

Source: Office of the New York State Comptroller, preliminary data.

New York State Comptroller
THOMAS P. DINAPOLI

Fiscal Stress and District Wealth

Percentage of School Districts Designated in Fiscal Stress by Need/Resource Capacity Category, SY 2022-23 through 2024-25



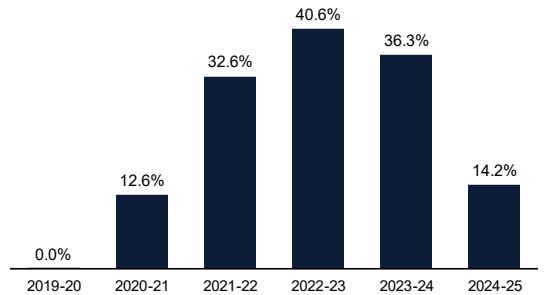
Note: Excludes the fiscally dependent city districts: New York City, Buffalo, Rochester, Syracuse and Yonkers as well as a small number of other districts.

Source: Office of the New York State Comptroller, preliminary data.

New York State Comptroller
THOMAS P. DINAPOLI

COVID Funding as a Share of Federal Aid

Pandemic-Relief Funding as a Share of Total Federal Aid Reported by School Districts, SY 2019-20 to 2024-25



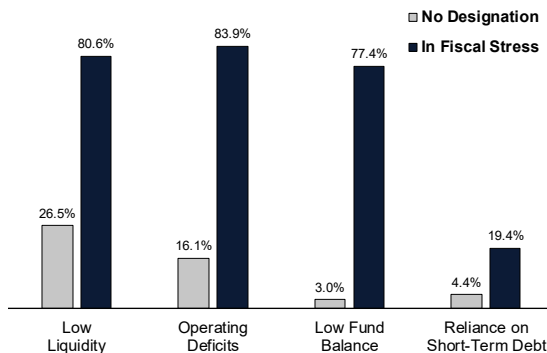
Notes: Excludes the fiscally dependent city districts: New York City, Buffalo, Rochester, Syracuse and Yonkers as well as a small number of other districts. "Pandemic-relief funding" includes federal aid from the Coronavirus Aid, Relief, and Economic Security Act of 2020, the Coronavirus Response and Relief Supplemental Appropriations Act of 2021 and the American Rescue Plan Act of 2021.

Source: Office of the New York State Comptroller, preliminary data.

New York State Comptroller
THOMAS P. DINAPOLI

Fiscal Stress Indicators

Share of School Districts that Scored Points in Each Indicator Category by Designation, SY 2024-25



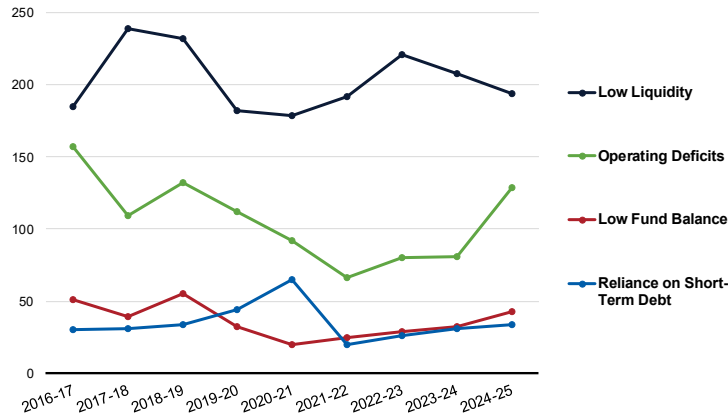
Note: Excludes the fiscally dependent city districts: New York City, Buffalo, Rochester, Syracuse and Yonkers as well as a small number of other districts.

Source: Office of the New York State Comptroller, preliminary data.

New York State Comptroller
THOMAS P. DINAPOLI

Indicator Trends

Number of School Districts that Scored Fiscal Stress Points by Indicator Category, SY 2016-17 to 2024-25



Note: Excludes the fiscally dependent city districts: New York City, Buffalo, Rochester, Syracuse and Yonkers as well as a small number of other districts.

Source: Office of the New York State Comptroller, preliminary data.

New York State Comptroller
THOMAS P. DINAPOLI

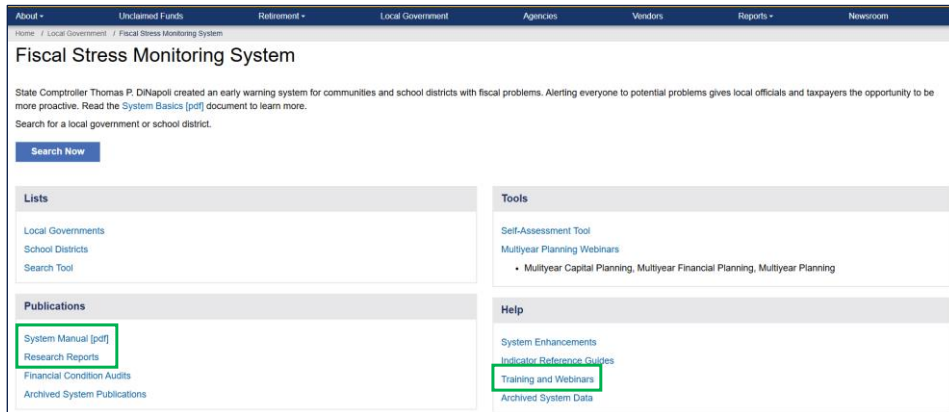
SY 2025-26 Risks and Factors

- All school districts, with certain exceptions, saw a minimum of 2% growth in Foundation Aid for SY 2025-26, however, future commitments are non-binding.
- Total federal aid reported by school districts will continue to return to pre-pandemic levels in SY 2025-26, as pandemic-relief funding from federal programs such as CARES, CRRSA and ARPA have come to an end.
- Environmental factors can also present challenges for school districts.

New York State Comptroller
THOMAS P. DINAPOLI

Resources

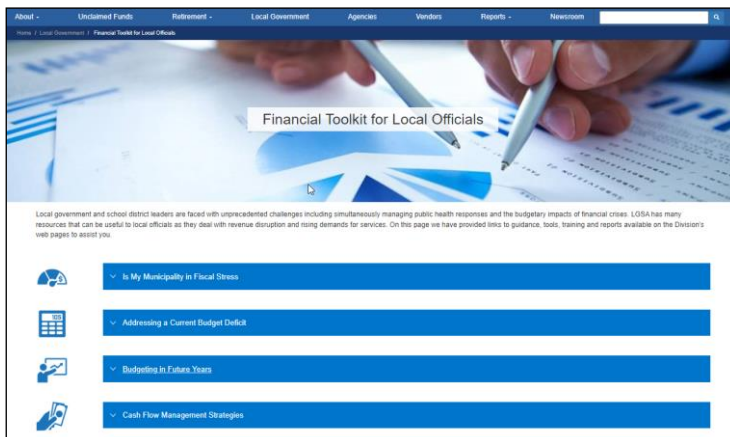
Fiscal Stress Monitoring System Webpage



New York State Comptroller
THOMAS P. DINAPOLI

Resources

Financial Toolkit for Local Officials



New York State Comptroller
THOMAS P. DINAPOLI

Resources

Self-Assessment Tool Demonstration

Home / Local Government / Fiscal Stress Monitoring System / Search Tool

Fiscal Stress Monitoring System®

Search Tool

Reset Filters Download All Data

Fiscal Year Ending	Class	Local Government/ School District Name	County	Stress Designation	Region	Fiscal Scores			Environmental Score	Self-Assessment Tool (ATS)
						Current Year	1 Year Prior	2 Years Prior		
2021	Town	Adams	Jefferson	No Designation	North Country	0	0	0	6.7	Download
2021	Village	Adams	Jefferson	No Designation	North Country	9.6	5	22.1	40	Download
2021	Town	Addison	Steuben	No Designation	Southern Tier	0	0	0	30	Download
2021	Village	Addison	Steuben	Moderate	Southern Tier	61.7	53.8	22.5	30	Download
2021	School	Addison	Steuben	No Designation	Southern Tier	3.3	0	0	8.3	Download
2021	School	Adirondack	Oneida	No Designation	Mohawk Valley	0	16.7	13.3	23.3	Download
2021	Town	Afton	Chenango	No Designation	Southern Tier	3.3	0	0	40	Download
2021	Village	Afton	Chenango	No Designation	Southern Tier	0	0	0	53.3	Download
2021	School	Afton	Chenango	No Designation	Southern Tier	0	0	-	10	Download
2021	Village	Airmont	Rockland	No Designation	Mid-Hudson	6.7	10	6.7	6.7	Download
2021	Village	Akron	Erie	No Designation	Western New York	0	0	0	3.3	Download
2021	School	Akron	Erie	No Designation	Western New York	0	0	0	5	Download
2021	Town	Alabama	Genesee	No Designation	Finger Lakes	3.3	6.7	6.7	23.3	Download
2021	County	Albany	Albany	No Designation	Capital District	12.9	43.3	19.2	13.3	Download

New York State Comptroller
THOMAS P. DINAPOLI


Contact Us

Email: localgov@osc.ny.gov

Phone Number: (866) 321-8503

- Option 4 for Data Management Unit

New York State Comptroller
THOMAS P. DINAPOLI



Questions?

Division of Local Government and School Accountability



New York State Comptroller
THOMAS P. DiNAPOLI

