



Comptroller's Annual Report to the Legislature on State Funds Cash Basis of Accounting

FISCAL YEAR ENDED MARCH 31, 2025

OFFICE OF OPERATIONS

Division of Payroll, Accounting and Revenue Services
Bureau of Financial Reporting and Oil Spill Remediation

Additional information relating to New York State finances is
available at the Comptroller's website at:

www.osc.ny.gov

If you would like to be deleted from our mailing list or if your
address has changed, please contact the Bureau of Financial
Reporting and Oil Spill Remediation at (518) 474-3277, send
an email to ***FinRep@osc.ny.gov*** or write to:

Office of the State Comptroller
Bureau of Financial Reporting and Oil Spill Remediation
110 State Street - 9th Floor
Albany, NY 12236

**STATE OF NEW YORK
OFFICE OF OPERATIONS
DIVISION OF PAYROLL, ACCOUNTING AND REVENUE SERVICES
BUREAU OF FINANCIAL REPORTING AND OIL SPILL REMEDIATION**

COMPTROLLER'S ANNUAL REPORT TO THE LEGISLATURE ON STATE FUNDS - CASH BASIS OF ACCOUNTING FISCAL YEAR ENDED MARCH 31, 2025
--

TABLE OF CONTENTS

Combined Statements of Cash Receipts, Disbursements and Changes in Fund Balances

	Governmental Funds - Receipts (Graphic Illustration)	6
	Governmental Funds - Disbursements (Graphic Illustration)	7
Exhibit A	Governmental Funds	8
Exhibit A Supplemental	Governmental Funds - State Operating	9
Exhibit B	Proprietary Funds	10
Exhibit C	Trust Funds	11
Exhibit D General Fund	Governmental Funds - Budgetary Basis Report - Financial Plan and Actual - General Fund	12
Exhibit D Special Revenue	Governmental Funds - Budgetary Basis Report - Financial Plan and Actual - Special Revenue	13
Exhibit D Special Revenue - State	Governmental Funds - Budgetary Basis Report - Financial Plan and Actual - Special Revenue - State	14
Exhibit D Special Revenue - Federal	Governmental Funds - Budgetary Basis Report - Financial Plan and Actual - Special Revenue - Federal	15
Exhibit D Debt	Governmental Funds - Budgetary Basis Report - Financial Plan and Actual - Debt Service	16
Exhibit D Capital Projects	Governmental Funds - Budgetary Basis Report - Financial Plan and Actual - Capital Projects	17
Exhibit D Capital Projects - State	Governmental Funds - Budgetary Basis Report - Financial Plan and Actual - Capital Projects - State	18
Exhibit D Capital Projects - Federal	Governmental Funds - Budgetary Basis Report - Financial Plan and Actual - Capital Projects - Federal	19

Notes to Financial Statements	20
--------------------------------------	----

Combining Statements of Cash Receipts, Disbursements and Changes in Fund Balances

Exhibit A-1	General Fund	31
Exhibit A-2 - State	Special Revenue Funds - State	33
Exhibit A-2 - Federal	Special Revenue Funds - Federal	43
Exhibit A-2 - Summary	Special Revenue Funds - State and Federal	45
Exhibit A-3	Debt Service Funds	46
Exhibit A-4	Capital Projects Funds - State and Federal	48
Exhibit B-1	Enterprise Funds	55
Exhibit B-2	Internal Service Funds	56
Exhibit C-1	Trust Funds	57
Exhibit C-2	Private Purpose Trust Funds	58
Exhibit C-3	Agency Funds	59
Exhibit C-4	Sole Custody Funds and Accounts	60

Supplementary Schedules

Schedule 1	Governmental Funds - Schedule of Net Tax Receipts	67
Schedule 2	Governmental Funds - Combined Statement of Receipts and Other Financing Sources	68
Schedule 3	Governmental Funds - Schedule of Tax Receipts: Fiscal Years 2015-16 through 2024-25	71
Schedule 4	Governmental Funds - Combining Schedule of Tax Receipts	72
Schedule 5	Governmental Funds - State Tax Receipts per Capita: Fiscal Years 2015-16 through 2024-25	74
	Governmental Funds - Receipts: Ten - Year Trend Analysis (Graphic Illustration)	75
	Governmental Funds - Receipts to Disbursements: Ten - Year Trend Analysis (Graphic Illustration)	76
Schedule 6	Governmental Funds - Schedule of Receipts, Disbursements and Other Financing Sources (Uses): Fiscal Years 2015-16 through 2024-25	77
Schedule 6 Supplemental	Governmental Funds - State Operating - Schedule of Receipts, Disbursements and Other Financing Sources (Uses): Fiscal Years 2015-16 through 2024-25	78
	Governmental Funds - Local Assistance Grants (Graphic Illustration)	79
	Governmental Funds - Local Assistance Grants by Funding Source (Graphic Illustration)	80

STATE OF NEW YORK
OFFICE OF OPERATIONS
DIVISION OF PAYROLL, ACCOUNTING AND REVENUE SERVICES
BUREAU OF FINANCIAL REPORTING AND OIL SPILL REMEDIATION

**COMPTROLLER'S ANNUAL REPORT TO THE LEGISLATURE ON STATE FUNDS - CASH BASIS OF ACCOUNTING
FISCAL YEAR ENDED MARCH 31, 2025**

TABLE OF CONTENTS

Supplementary Schedules (continued)

Schedule 7	Governmental Funds - Local Assistance Disbursements by Program	81
	Statement of Appropriation Transactions (in Force):	
Schedule 8	All Funds by Fund Type	82
Schedule 9	All Funds by Business Unit	83
	Appropriated Loans Receivable:	
Schedule 10	Summary of Appropriated Loans Receivable Transactions by Fund and Business Unit - Governmental Funds	89
Schedule 11	Summary of Appropriated Loans Receivable Transactions by Fund, Business Unit and Department - General Fund	90
Schedule 12	Summary of Appropriated Loans Receivable Transactions by Fund, Business Unit and Department - Special Revenue Funds	91
Schedule 13	Summary of Appropriated Loans Receivable Transactions by Fund, Business Unit and Department - Capital Projects Funds	92
	State Debt Activity:	
Schedule 14	Statement of State General Obligation Debt Activity	93
Schedule 15	General Obligation Debt - Authorized, Issued and Outstanding	94
Schedule 16	General Obligation Debt - Principal and Interest Payments: Fiscal Years 2015-16 through 2024-25	95
Schedule 17	Future General Obligation Debt Service Requirements Payable from Debt Service Funds	98
Schedule 18	Debt Service Funds - Other Financing Arrangements	100
Schedule 19	Future Other Financing Arrangements Payable from Debt Service Funds	101
	State Debt Outstanding as of March 31: Fiscal Years 2015-16 through 2024-25 (Graphic Illustration)	103
Schedule 20	State Debt Outstanding and Other Long-Term Obligations as of March 31: Fiscal Years 2015-16 through 2024-25	104
Schedule 20a	State Supported Debt Outstanding as of March 31 Per Capita: Fiscal Years 2015-16 through 2024-25	105
Schedule 20b	State Funded Debt Obligations Outstanding as of March 31 Per Capita: Fiscal Years 2015-16 through 2024-25	106
Schedule 20c	State Related Debt Obligations Outstanding as of March 31 Per Capita: Fiscal Years 2015-16 through 2024-25	107
	Combining Statements of Selected Departmental Disbursements:	
Schedule 21	General Fund	108
Schedule 22	Special Revenue Funds - State	110
Schedule 23	Special Revenue Funds - Federal	112
Schedule 24	Debt Service Funds	113
Schedule 25	Capital Projects Funds - State	114
Schedule 26	Capital Projects Funds - Federal	115

STATE OF NEW YORK
OFFICE OF OPERATIONS
DIVISION OF PAYROLL, ACCOUNTING AND REVENUE SERVICES
BUREAU OF FINANCIAL REPORTING AND OIL SPILL REMEDIATION

COMPTROLLER'S ANNUAL REPORT TO THE LEGISLATURE ON STATE FUNDS - CASH BASIS OF ACCOUNTING FISCAL YEAR ENDED MARCH 31, 2025
--

TABLE OF CONTENTS

Supplementary Schedules (continued)

	Other Supplementary Schedules:	
Schedule 27	Tax Stabilization Reserve Fund - Statement of Net Cash Transactions: Fiscal Years 1945-46 through 2024-25	116
Schedule 28	Short-Term Investment Pool: Fiscal Years 2015-16 through 2024-25	118
Schedule 29	Investment Yields, Portfolio Balances and Interest Earnings	119
Schedule 30	Investment Portfolio Balances	120
Schedule 31	Temporary Loans Outstanding: Fiscal Years 2015-16 through 2024-25	121
Schedule 32	Temporary Loans Outstanding as of March 31, 2025	122
Schedule 33	Summary of Cash Advance Accounts by Business Unit and Department	125
Appendix	Fund Structure (Graphic Illustration)	132
	Fund Structure and List of Joint Custody Funds	133

**STATE OF NEW YORK
OFFICE OF OPERATIONS
DIVISION OF PAYROLL, ACCOUNTING AND REVENUE SERVICES
BUREAU OF FINANCIAL REPORTING AND OIL SPILL REMEDIATION**

COMPTROLLER'S ANNUAL REPORT TO THE LEGISLATURE ON STATE FUNDS - CASH BASIS OF ACCOUNTING FISCAL YEAR ENDED MARCH 31, 2025
--

GLOSSARY OF ABBREVIATIONS

ARRA	American Recovery and Reinvestment Act of 2009
CIO	Chief Information Officer
COPs	Certificates of Participation
CUNY	City University of New York
CW/CA	Clean Water / Clean Air
DASNY	Dormitory Authority of the State of New York
DDSO	Developmental Disabilities Services Office
DEC	Department of Environmental Conservation
DOCCS	Department of Corrections and Community Supervision
DOH	Department of Health
DOL	Department of Labor
DOT	Department of Transportation
DSAS	Division of Substance Abuse Services
ECET	Employer Compensation Expense Tax
EFC	Environmental Facilities Corporation
EHS	Employee Health Services
ENCON	Department of Environmental Conservation
EPIC	Elderly Pharmaceutical Insurance Coverage
ERDA	Energy Research and Development Authority
GO	General Obligation
HAF	Housing Assistance Fund
HCR	Housing and Community Renewal
HCRA	Health Care Reform Act
HESC	Higher Education Services Corporation
HFA	Housing Finance Agency
HHC	Health and Hospitals Corporation
HSC	Health Science Center
IT	Information Technology
LLC	Limited Liability Company
MCTD	Metropolitan Commuter Transportation District
MMIS	Medicaid Management Information System
MTA	Metropolitan Transportation Authority
NYC	New York City
NYCCC	New York City County Clerk
NYT	New York Network
OASAS	Office of Addiction Services and Supports
OCT	Office of Counter Terrorism
OCTF	Organized Crime Task Force
OGS	Office of General Services

**STATE OF NEW YORK
OFFICE OF OPERATIONS
DIVISION OF PAYROLL, ACCOUNTING AND REVENUE SERVICES
BUREAU OF FINANCIAL REPORTING AND OIL SPILL REMEDIATION**

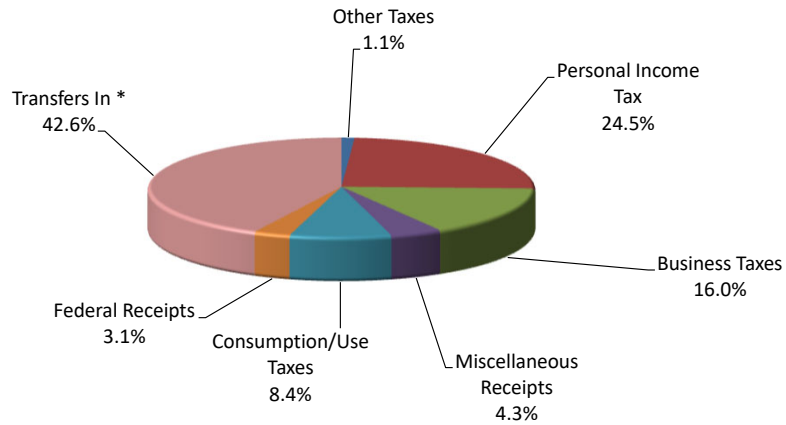
COMPTROLLER'S ANNUAL REPORT TO THE LEGISLATURE ON STATE FUNDS - CASH BASIS OF ACCOUNTING FISCAL YEAR ENDED MARCH 31, 2025
--

GLOSSARY OF ABBREVIATIONS

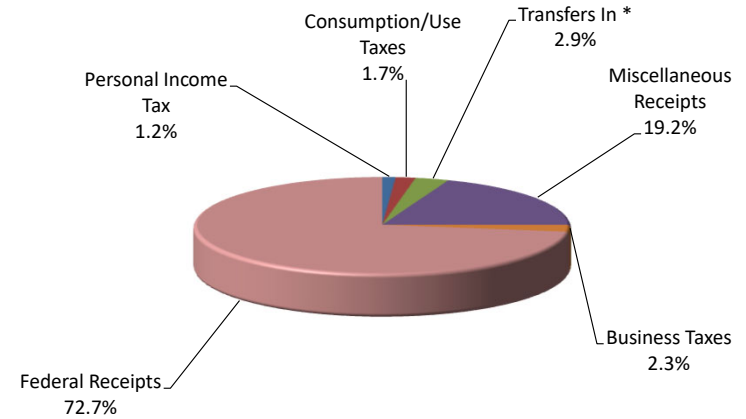
OMH	Office of Mental Health
OPWDD	Office for People with Developmental Disabilities
OSC	Office of the State Comptroller
OSHA	Occupational Safety and Health Administration
PASNY	Power Authority of the State of New York
PIT	Personal Income Tax
PTET	Pass-Through Entity Tax
RBTF	Revenue Bond Tax Fund
SLGS	State and Local Government Series
SPARCS	Statewide Planning and Research Cooperative System
SSI	Supplemental Security Income
SSP	New York State Supplement Program
STAR	School Tax Relief
STARC	Sales Tax Asset Receivable Corporation
STIP	Short-Term Investment Pool
STRBTF	Sales Tax Revenue Bond Tax Fund
SUNY	State University of New York
UDC	Urban Development Corporation
USDA	United States Department of Agriculture
VLT	Video Lottery Terminal

**GOVERNMENTAL FUNDS - RECEIPTS
FISCAL YEAR ENDED MARCH 31, 2025**

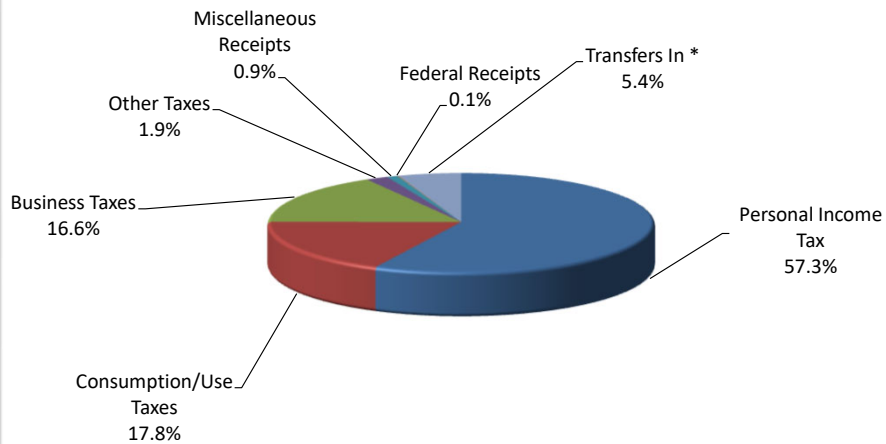
GENERAL



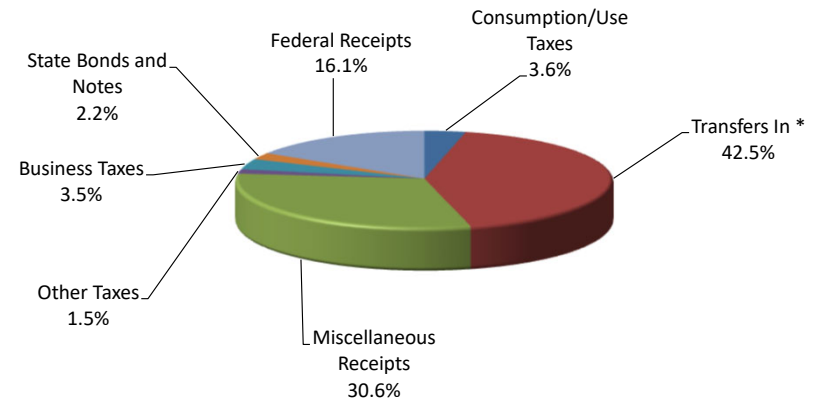
SPECIAL REVENUE



DEBT SERVICE



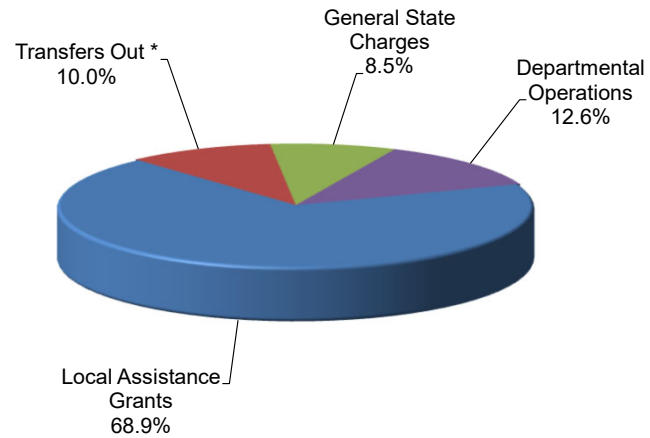
CAPITAL PROJECTS



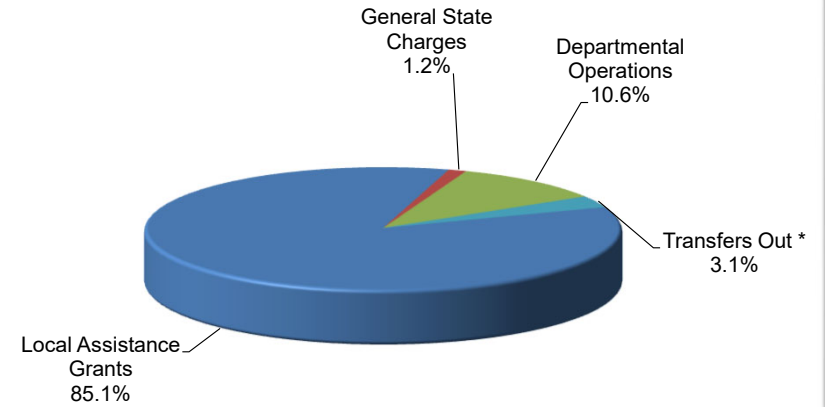
*Transfers from Other Funds

**GOVERNMENTAL FUNDS - DISBURSEMENTS
FISCAL YEAR ENDED MARCH 31, 2025**

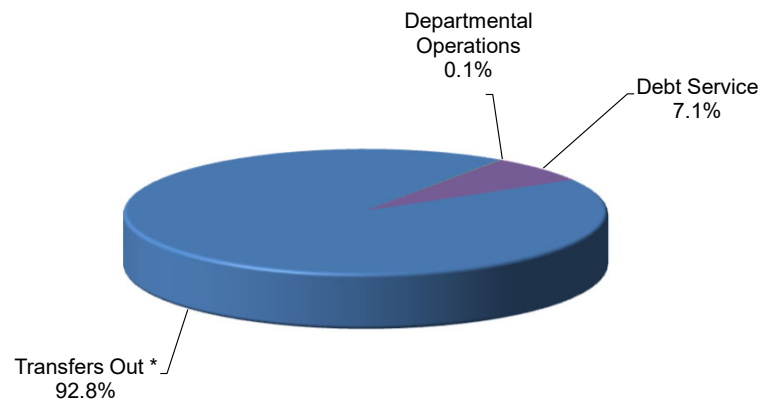
GENERAL



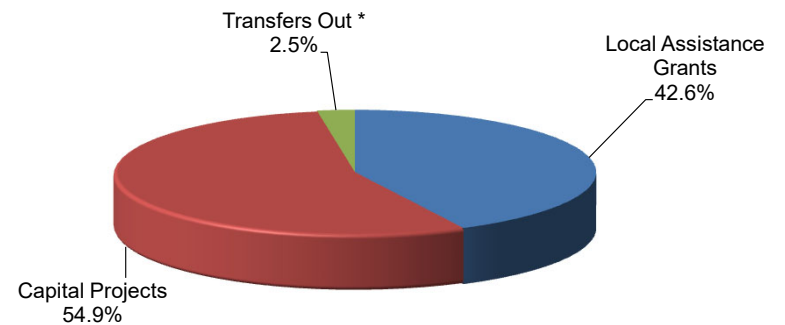
SPECIAL REVENUE



DEBT SERVICE



CAPITAL PROJECTS



*Transfers to Other Funds

**STATE OF NEW YORK
GOVERNMENTAL FUNDS
COMBINED STATEMENT OF CASH RECEIPTS,
DISBURSEMENTS AND CHANGES IN FUND BALANCES
FISCAL YEAR ENDED MARCH 31, 2025**

EXHIBIT A

(amounts in thousands)

					TOTAL GOVERNMENTAL FUNDS	
	GENERAL	SPECIAL REVENUE	DEBT SERVICE	CAPITAL PROJECTS	2024-25	2023-24
RECEIPTS:						
Personal Income Tax.....	\$ 29,152,396	\$ 1,448,470	\$ 30,600,866	\$ -	\$ 61,201,732	\$ 53,840,077
Consumption/Use Taxes.....	10,056,477	2,156,113	9,514,738	622,681	22,350,009	21,865,577
Business Taxes.....	19,058,521	2,817,323	8,890,429	606,072	31,372,345	27,694,267
Other Taxes.....	1,322,256	-	1,007,985	257,350	2,587,591	3,047,556
Miscellaneous Receipts.....	5,168,335	23,803,722	506,197	5,283,407	34,761,661	33,755,089
Federal Receipts.....	3,650,111	90,232,623	44,851	2,784,864	96,712,449	94,275,750
Total Receipts.....	68,408,096	120,458,251	50,565,066	9,554,374	248,985,787	234,478,316
DISBURSEMENTS:						
Local Assistance Grants:						
Education.....	36,349,894	15,207,807	-	352,919	51,910,620	49,363,043
Environment and Recreation.....	4,801	9,078	-	853,834	867,713	835,410
General Government.....	1,157,567	327,349	-	683,201	2,168,117	2,071,756
Public Health:						
Medicaid.....	27,499,387	58,916,972	-	-	86,416,359	88,468,593
Other Public Health.....	3,605,117	17,944,668	-	442,510	21,992,295	17,407,527
Public Safety.....	498,361	4,626,702	-	16,563	5,141,626	5,065,767
Public Welfare.....	5,213,840	5,762,446	-	1,663,930	12,640,216	11,621,333
Support and Regulate Business.....	256,010	80,087	-	1,514,869	1,850,966	1,613,610
Transportation.....	247,716	4,968,776	-	1,888,921	7,105,413	6,729,436
Total Local Assistance Grants.....	74,832,693	107,843,885	-	7,416,747	190,093,325	183,176,475
Departmental Operations:						
Personal Service.....	10,784,065	6,925,147	-	-	17,709,212	16,526,427
Non-Personal Service.....	2,931,844	6,501,300	39,854	-	9,472,998	8,387,352
General State Charges.....	9,296,763	1,564,364	-	-	10,861,127	11,108,103
Debt Service, Including Payments on Financing Arrangements...	-	-	3,775,696	-	3,775,696	6,996,592
Capital Projects.....	-	-	-	9,558,951	9,558,951	8,672,357
Total Disbursements.....	97,845,365	122,834,696	3,815,550	16,975,698	241,471,309	234,867,306
Excess (Deficiency) of Receipts over Disbursements.....	(29,437,269)	(2,376,445)	46,749,516	(7,421,324)	7,514,478	(388,990)
OTHER FINANCING SOURCES (USES):						
Bond and Note Proceeds, net.....	-	-	-	386,402	386,402	504,981
Transfers from Other Funds.....	50,852,460	3,637,871	2,869,000	7,336,424	64,695,755	52,431,421
Transfers to Other Funds.....	(10,830,270)	(3,937,087)	(49,605,747)	(439,298)	(64,812,402)	(52,590,938)
Total Other Financing Sources (Uses).....	40,022,190	(299,216)	(46,736,747)	7,283,528	269,755	345,464
Excess (Deficiency) of Receipts and Other Financing Sources over Disbursements and Other Financing Uses.....	10,584,921	(2,675,661)	12,769	(137,796)	7,784,233	(43,526)
Fund Balances (Deficits) at April 1.....	46,330,917	20,794,842	104,586	(1,318,134)	65,912,211	65,955,737
Fund Balances (Deficits) at March 31.....	\$ 56,915,838	\$ 18,119,181	\$ 117,355	\$ (1,455,930)	\$ 73,696,444	\$ 65,912,211

See Accompanying Notes

**STATE OF NEW YORK
GOVERNMENTAL FUNDS - STATE OPERATING
COMBINED STATEMENT OF CASH RECEIPTS,
DISBURSEMENTS AND CHANGES IN FUND BALANCES
FISCAL YEAR ENDED MARCH 31, 2025**

(amounts in thousands)

**EXHIBIT A
SUPPLEMENTAL**

	STATE			TOTAL STATE OPERATING FUNDS	
	GENERAL	SPECIAL REVENUE	DEBT SERVICE	2024-25	2023-24
RECEIPTS:					
Personal Income Tax.....	\$ 29,152,396	\$ 1,448,470	\$ 30,600,866	\$ 61,201,732	\$ 53,840,077
Consumption/Use Taxes.....	10,056,477	2,156,113	9,514,738	21,727,328	21,244,378
Business Taxes.....	19,058,521	2,817,323	8,890,429	30,766,273	27,055,760
Other Taxes.....	1,322,256	-	1,007,985	2,330,241	2,790,206
Miscellaneous Receipts.....	5,168,335	22,920,704	506,197	28,595,236	27,692,663
Federal Receipts.....	3,650,111	(11,989)	44,851	3,682,973	2,298,639
Total Receipts.....	68,408,096	29,330,621	50,565,066	148,303,783	134,921,723
DISBURSEMENTS:					
Local Assistance Grants:					
Education.....	36,349,894	6,521,427	-	42,871,321	40,481,751
Environment and Recreation.....	4,801	5,744	-	10,545	8,363
General Government.....	1,157,567	262,189	-	1,419,756	1,385,660
Public Health:					
Medicaid.....	27,499,387	6,768,486	-	34,267,873	32,086,169
Other Public Health.....	3,605,117	2,064,580	-	5,669,697	4,540,274
Public Safety.....	498,361	435,182	-	933,543	658,830
Public Welfare.....	5,213,840	24,234	-	5,238,074	4,335,066
Support and Regulate Business.....	256,010	71,559	-	327,569	467,959
Transportation.....	247,716	4,872,187	-	5,119,903	5,237,481
Total Local Assistance Grants.....	74,832,693	21,025,588	-	95,858,281	89,201,553
Departmental Operations:					
Personal Service.....	10,784,065	6,131,049	-	16,915,114	15,749,299
Non-Personal Service.....	2,931,844	3,689,161	39,854	6,660,859	5,829,269
General State Charges.....	9,296,763	1,145,984	-	10,442,747	10,695,976
Debt Service, Including Payments on Financing Arrangements...	-	-	3,775,696	3,775,696	6,996,592
Total Disbursements.....	97,845,365	31,991,782	3,815,550	133,652,697	128,472,689
Excess (Deficiency) of Receipts over Disbursements.....	(29,437,269)	(2,661,161)	46,749,516	14,651,086	6,449,034
OTHER FINANCING SOURCES (USES):					
Transfers from Other Funds.....	50,852,460	4,245,792	2,869,000	57,967,252	46,745,940
Transfers to Other Funds.....	(10,830,270)	(937,735)	(49,605,747)	(61,373,752)	(49,841,551)
Total Other Financing Sources (Uses).....	40,022,190	3,308,057	(46,736,747)	(3,406,500)	(3,095,611)
Excess (Deficiency) of Receipts and Other Financing Sources over Disbursements and Other Financing Uses.....	10,584,921	646,896	12,769	11,244,586	3,353,423
Fund Balances (Deficits) at April 1.....	46,330,917	9,641,782	104,586	56,077,285	52,723,862
Fund Balances (Deficits) at March 31.....	\$ 56,915,838	\$ 10,288,678	\$ 117,355	\$ 67,321,871	\$ 56,077,285

See Accompanying Notes

**STATE OF NEW YORK
PROPRIETARY FUNDS
COMBINED STATEMENT OF CASH RECEIPTS,
DISBURSEMENTS AND CHANGES IN FUND BALANCES
FISCAL YEAR ENDED MARCH 31, 2025**
(amounts in thousands)

EXHIBIT B

	ENTERPRISE	INTERNAL SERVICE	TOTAL PROPRIETARY FUNDS	
			2024-25	2023-24
RECEIPTS:				
Miscellaneous Receipts.....	\$ 3,645,040	\$ 730,408	\$ 4,375,448	\$ 3,855,097
Federal Receipts.....	13,995	-	13,995	25,132
Unemployment Taxes.....	2,949,232	-	2,949,232	2,747,396
Total Receipts.....	6,608,267	730,408	7,338,675	6,627,625
DISBURSEMENTS:				
Departmental Operations:				
Personal Service.....	1,827,887	139,574	1,967,461	1,863,280
Non-Personal Service.....	730,908	563,693	1,294,601	1,117,612
General State Charges.....	759,110	64,340	823,450	779,715
Unemployment Benefits.....	2,964,053	-	2,964,053	2,822,658
Total Disbursements.....	6,281,958	767,607	7,049,565	6,583,265
Excess (Deficiency) of Receipts over Disbursements.....	326,309	(37,199)	289,110	44,360
OTHER FINANCING SOURCES (USES):				
Transfers from Other Funds.....	-	129,285	129,285	171,461
Transfers to Other Funds.....	(3,924)	(8,715)	(12,639)	(11,943)
Total Other Financing Sources (Uses).....	(3,924)	120,570	116,646	159,518
Excess (Deficiency) of Receipts and Other Financing Sources over Disbursements and Other Financing Uses.....	322,385	83,371	405,756	203,878
Fund Balances (Deficits) at April 1.....	647,947	24,636	672,583	468,705
Fund Balances (Deficits) at March 31.....	\$ 970,332	\$ 108,007	\$ 1,078,339	\$ 672,583

See Accompanying Notes

STATE OF NEW YORK
TRUST FUNDS
COMBINED STATEMENT OF CASH RECEIPTS,
DISBURSEMENTS AND CHANGES IN FUND BALANCES
FISCAL YEAR ENDED MARCH 31, 2025
(amounts in thousands)

EXHIBIT C

	TRUST FUNDS	PRIVATE PURPOSE TRUST	TOTAL TRUST FUNDS	
			2024-25	2023-24
RECEIPTS:				
Miscellaneous Receipts.....	\$ 583,086	\$ (14,402)	\$ 568,684	\$ 557,787
Total Receipts.....	583,086	(14,402)	568,684	557,787
DISBURSEMENTS:				
Departmental Operations:				
Personal Service.....	85,830	491	86,321	84,823
Non-Personal Service.....	111,408	121	111,529	102,785
General State Charges.....	56,091	339	56,430	56,478
Total Disbursements.....	253,329	951	254,280	244,086
Excess (Deficiency) of Receipts over Disbursements.....	329,757	(15,353)	314,404	313,701
Fund Balances at April 1.....	1,562,546	60,004	1,622,550	1,308,849
Fund Balances at March 31.....	\$ 1,892,303	\$ 44,651	\$ 1,936,954	\$ 1,622,550
See Accompanying Notes				

STATE OF NEW YORK
GOVERNMENTAL FUNDS
BUDGETARY BASIS REPORT - FINANCIAL PLAN AND ACTUAL - GENERAL FUND
COMBINED STATEMENT OF CASH RECEIPTS, DISBURSEMENTS
AND CHANGES IN FUND BALANCES
FISCAL YEAR ENDED MARCH 31, 2025
(amounts in thousands)

EXHIBIT D

	Financial Plan Amounts				Actual to Final Over/ (Under) Variance
	Original	Mid-Year	Final	Actual	
RECEIPTS:					
Personal Income Tax.....	\$ 26,922,000	\$ 28,197,000	\$ 29,028,000	\$ 29,152,400	\$ 124,400
Consumption/Use Taxes.....	10,091,000	10,091,000	10,108,000	10,056,500	(51,500)
Business Taxes.....	18,038,000	17,963,000	17,978,000	19,058,500	1,080,500
Other Taxes.....	1,397,000	1,397,000	1,398,000	1,322,300	(75,700)
Miscellaneous Receipts.....	4,460,000	4,683,000	4,633,000	5,168,300	535,300
Federal Receipts.....	3,645,000	3,645,000	3,645,000	3,650,100	5,100
Transfers from Other Funds:					
Revenue Bond Tax Fund.....	33,828,000	35,024,000	36,306,000	36,974,800	668,800
Sales Tax in excess of STRBTF Debt Service.....	8,973,000	8,959,000	8,963,000	8,635,500	(327,500)
Real Estate Taxes in excess of CW/CA Debt Service.....	857,000	857,000	903,000	968,800	65,800
All Other.....	1,745,000	1,709,000	2,552,000	4,273,400	1,721,400
Total Receipts.....	109,956,000	112,525,000	115,514,000	119,260,600	3,746,600
DISBURSEMENTS:					
Local Assistance Grants.....	77,404,000	77,018,000	76,603,000	74,832,700	(1,770,300)
Departmental Operations.....	13,800,000	13,826,000	13,484,000	13,715,900	231,900
General State Charges.....	7,310,000	9,135,000	9,116,000	9,296,800	180,800
Transfers to Other Funds:					
Debt Service.....	286,000	276,000	277,000	273,700	(3,300)
Capital Projects.....	5,116,000	5,060,000	4,922,000	6,924,500	2,002,500
State Share of Medicaid.....	-	-	-	522,000	522,000
SUNY Operations.....	1,767,000	1,738,000	1,739,000	1,659,800	(79,200)
Other Purposes.....	2,089,000	2,291,000	2,248,000	1,450,300	(797,700)
Total Disbursements.....	107,772,000	109,344,000	108,389,000	108,675,700	286,700
Excess (Deficiency) of Receipts over Disbursements.....	2,184,000	3,181,000	7,125,000	10,584,900	3,459,900
Fund Balances (Deficits) at April 1.....	46,331,000	46,331,000	46,331,000	46,330,900	(100)
Fund Balances (Deficits) at March 31.....	\$ 48,515,000	\$ 49,512,000	\$ 53,456,000	\$ 56,915,800	\$ 3,459,800

See Accompanying Notes

STATE OF NEW YORK
GOVERNMENTAL FUNDS
BUDGETARY BASIS REPORT - FINANCIAL PLAN AND ACTUAL - SPECIAL REVENUE
COMBINED STATEMENT OF CASH RECEIPTS, DISBURSEMENTS
AND CHANGES IN FUND BALANCES
FISCAL YEAR ENDED MARCH 31, 2025
(amounts in thousands)

EXHIBIT D
(continued)

	Financial Plan Amounts				Eliminations	Total	Actual to Final
	Original	Mid-Year	Final	Actual	Actual	Actual	Over/ (Under) Variance
RECEIPTS:							
Personal Income Tax.....	\$ 1,575,000	\$ 1,575,000	\$ 1,453,000	\$ 1,448,500	\$ -	\$ 1,448,500	\$ (4,500)
Consumption/Use Taxes.....	2,197,000	2,194,000	2,193,000	2,156,100	-	2,156,100	(36,900)
Business Taxes.....	2,778,000	2,750,000	2,801,000	2,817,300	-	2,817,300	16,300
Miscellaneous Receipts.....	19,092,000	19,416,000	20,332,000	23,803,700	-	23,803,700	3,471,700
Federal Receipts.....	87,266,000	86,816,000	91,574,000	90,232,600	-	90,232,600	(1,341,400)
Transfers from Other Funds.....	3,793,000	3,968,000	3,930,000	4,247,300	(609,400)	3,637,900	(292,100)
Total Receipts.....	116,701,000	116,719,000	122,283,000	124,705,500	(609,400)	124,096,100	1,813,100
DISBURSEMENTS:							
Local Assistance Grants.....	105,193,000	105,194,000	109,097,000	107,843,800	-	107,843,800	(1,253,200)
Departmental Operations.....	13,102,000	12,943,000	13,204,000	13,426,400	-	13,426,400	222,400
General State Charges.....	1,656,000	1,652,000	1,643,000	1,564,400	-	1,564,400	(78,600)
Transfers to Other Funds.....	1,446,000	1,325,000	2,268,000	4,546,500	(609,400)	3,937,100	1,669,100
Total Disbursements.....	121,397,000	121,114,000	126,212,000	127,381,100	(609,400)	126,771,700	559,700
Excess (Deficiency) of Receipts over Disbursements.....	(4,696,000)	(4,395,000)	(3,929,000)	(2,675,600)	-	(2,675,600)	1,253,400
Fund Balances (Deficits) at April 1.....	20,794,000	20,794,000	20,794,000	20,794,800	-	20,794,800	800
Fund Balances (Deficits) at March 31.....	\$ 16,098,000	\$ 16,399,000	\$ 16,865,000	\$ 18,119,200	\$ -	\$ 18,119,200	\$ 1,254,200

See Accompanying Notes

STATE OF NEW YORK
GOVERNMENTAL FUNDS
BUDGETARY BASIS REPORT - FINANCIAL PLAN AND ACTUAL - SPECIAL REVENUE - STATE
COMBINED STATEMENT OF CASH RECEIPTS, DISBURSEMENTS
AND CHANGES IN FUND BALANCES
FISCAL YEAR ENDED MARCH 31, 2025
(amounts in thousands)

EXHIBIT D
(continued)

	Financial Plan Amounts				Actual to Final Over/ (Under) Variance
	Original	Mid-Year	Final	Actual	
RECEIPTS:					
Personal Income Tax.....	\$ 1,575,000	\$ 1,575,000	\$ 1,453,000	\$ 1,448,500	\$ (4,500)
Consumption/Use Taxes.....	2,197,000	2,194,000	2,193,000	2,156,100	(36,900)
Business Taxes.....	2,778,000	2,750,000	2,801,000	2,817,300	16,300
Miscellaneous Receipts.....	18,130,000	18,624,000	19,540,000	22,920,700	3,380,700
Federal Receipts.....	(16,000)	(11,000)	(11,000)	(12,000)	(1,000)
Transfers from Other Funds.....	3,793,000	3,968,000	3,930,000	4,245,800	315,800
Total Receipts.....	28,457,000	29,100,000	29,906,000	33,576,400	3,670,400
DISBURSEMENTS:					
Local Assistance Grants.....	19,798,000	20,057,000	20,171,000	21,025,600	854,600
Departmental Operations.....	9,409,000	9,234,000	9,513,000	9,820,200	307,200
General State Charges.....	1,260,000	1,256,000	1,247,000	1,146,000	(101,000)
Transfers to Other Funds.....	(952,000)	(1,034,000)	(1,017,000)	937,700	1,954,700
Total Disbursements.....	29,515,000	29,513,000	29,914,000	32,929,500	3,015,500
Excess (Deficiency) of Receipts over Disbursements.....	(1,058,000)	(413,000)	(8,000)	646,900	654,900
Fund Balances (Deficits) at April 1.....	9,642,000	9,642,000	9,642,000	9,641,800	(200)
Fund Balances (Deficits) at March 31.....	\$ 8,584,000	\$ 9,229,000	\$ 9,634,000	\$ 10,288,700	\$ 654,700

STATE OF NEW YORK
GOVERNMENTAL FUNDS
BUDGETARY BASIS REPORT - FINANCIAL PLAN AND ACTUAL - SPECIAL REVENUE - FEDERAL
COMBINED STATEMENT OF CASH RECEIPTS, DISBURSEMENTS
AND CHANGES IN FUND BALANCES
FISCAL YEAR ENDED MARCH 31, 2025
(amounts in thousands)

EXHIBIT D
(continued)

	Financial Plan Amounts				Actual to Final Over/ (Under) Variance
	Original	Mid-Year	Final	Actual	
RECEIPTS:					
Miscellaneous Receipts.....	\$ 962,000	\$ 792,000	\$ 792,000	\$ 883,000	\$ 91,000
Federal Receipts.....	87,282,000	86,827,000	91,585,000	90,244,600	(1,340,400)
Transfers from Other Funds.....	-	-	-	1,500	1,500
Total Receipts.....	88,244,000	87,619,000	92,377,000	91,129,100	(1,247,900)
DISBURSEMENTS:					
Local Assistance Grants.....	85,395,000	85,137,000	88,926,000	86,818,200	(2,107,800)
Departmental Operations.....	3,693,000	3,709,000	3,691,000	3,606,200	(84,800)
General State Charges.....	396,000	396,000	396,000	418,400	22,400
Transfers to Other Funds.....	2,398,000	2,359,000	3,285,000	3,608,800	323,800
Total Disbursements.....	91,882,000	91,601,000	96,298,000	94,451,600	(1,846,400)
Excess (Deficiency) of Receipts over Disbursements.....	(3,638,000)	(3,982,000)	(3,921,000)	(3,322,500)	598,500
Fund Balances (Deficits) at April 1.....	11,152,000	11,152,000	11,152,000	11,153,000	1,000
Fund Balances (Deficits) at March 31.....	\$ 7,514,000	\$ 7,170,000	\$ 7,231,000	\$ 7,830,500	\$ 599,500

STATE OF NEW YORK
GOVERNMENTAL FUNDS
BUDGETARY BASIS REPORT - FINANCIAL PLAN AND ACTUAL - DEBT SERVICE
COMBINED STATEMENT OF CASH RECEIPTS, DISBURSEMENTS
AND CHANGES IN FUND BALANCES
FISCAL YEAR ENDED MARCH 31, 2025
(amounts in thousands)

EXHIBIT D
(continued)

	Financial Plan Amounts				Actual to Final Over/ (Under) Variance
	Original	Mid-Year	Final	Actual	
RECEIPTS:					
Personal Income Tax.....	\$ 28,498,000	\$ 29,773,000	\$ 30,482,000	\$ 30,600,900	\$ 118,900
Consumption/Use Taxes.....	9,534,000	9,534,000	9,564,000	9,514,700	(49,300)
Business Taxes.....	7,374,000	7,759,000	7,984,000	8,890,400	906,400
Other Taxes.....	897,000	897,000	943,000	1,008,000	65,000
Miscellaneous Receipts.....	387,000	467,000	507,000	506,200	(800)
Federal Receipts.....	62,000	62,000	62,000	44,900	(17,100)
Transfers from Other Funds.....	2,000,000	1,870,000	2,792,000	2,869,000	77,000
Total Receipts.....	48,752,000	50,362,000	52,334,000	53,434,100	1,100,100
DISBURSEMENTS:					
Departmental Operations.....	39,000	39,000	39,000	39,900	900
Debt Service.....	3,022,000	3,489,000	3,163,000	3,775,700	612,700
Transfers to Other Funds.....	45,689,000	46,832,000	49,130,000	49,605,700	475,700
Total Disbursements.....	48,750,000	50,360,000	52,332,000	53,421,300	1,089,300
Excess (Deficiency) of Receipts over Disbursements.....	2,000	2,000	2,000	12,800	10,800
Fund Balances (Deficits) at April 1.....	104,000	104,000	104,000	104,600	600
Fund Balances (Deficits) at March 31.....	\$ 106,000	\$ 106,000	\$ 106,000	\$ 117,400	\$ 11,400

See Accompanying Notes

STATE OF NEW YORK
GOVERNMENTAL FUNDS
BUDGETARY BASIS REPORT - FINANCIAL PLAN AND ACTUAL - CAPITAL PROJECTS
COMBINED STATEMENT OF CASH RECEIPTS, DISBURSEMENTS
AND CHANGES IN FUND BALANCES
FISCAL YEAR ENDED MARCH 31, 2025
(amounts in thousands)

EXHIBIT D
(continued)

	Financial Plan Amounts				Eliminations	Total	Actual to Final
	Original	Mid-Year	Final	Actual	Actual	Actual	Over/ (Under) Variance
RECEIPTS:							
Consumption/Use Taxes.....	\$ 624,000	\$ 624,000	\$ 624,000	\$ 622,700	\$ -	\$ 622,700	\$ (1,300)
Business Taxes.....	602,000	602,000	606,000	606,100	-	606,100	100
Other Taxes.....	257,000	257,000	257,000	257,300	-	257,300	300
Miscellaneous Receipts.....	7,746,000	6,923,000	7,283,000	5,283,400	-	5,283,400	(1,999,600)
Federal Receipts.....	3,229,000	3,203,000	3,221,000	2,784,800	-	2,784,800	(436,200)
Transfers from Other Funds.....	5,519,000	5,463,000	5,325,000	7,336,400	-	7,336,400	2,011,400
Total Receipts.....	17,977,000	17,072,000	17,316,000	16,890,700	-	16,890,700	(425,300)
DISBURSEMENTS:							
Local Assistance Grants.....	6,315,000	6,112,000	6,539,000	7,416,800	-	7,416,800	877,800
Capital Projects.....	11,327,000	10,534,000	10,493,000	9,558,900	-	9,558,900	(934,100)
Transfers to Other Funds.....	574,000	574,000	431,000	439,300	-	439,300	8,300
Total Disbursements.....	18,216,000	17,220,000	17,463,000	17,415,000	-	17,415,000	(48,000)
Excess (Deficiency) of Receipts over Disbursements.....	(239,000)	(148,000)	(147,000)	(524,300)	-	(524,300)	(377,300)
OTHER FINANCING SOURCES (USES):							
Bond and Note Proceeds, net.....	359,000	269,000	269,000	386,400	-	386,400	117,400
Total Other Financing Sources (Uses).....	359,000	269,000	269,000	386,400	-	386,400	117,400
Excess (Deficiency) of Receipts and Other Financing Sources over Disbursements and Other Financing Uses.....	120,000	121,000	122,000	(137,900)	-	(137,900)	(259,900)
Fund Balances (Deficits) at April 1.....	(1,317,000)	(1,317,000)	(1,317,000)	(1,318,100)	-	(1,318,100)	(1,100)
Fund Balances (Deficits) at March 31.....	\$ (1,197,000)	\$ (1,196,000)	\$ (1,195,000)	\$ (1,456,000)	\$ -	\$ (1,456,000)	\$ (261,000)

See Accompanying Notes

STATE OF NEW YORK
GOVERNMENTAL FUNDS
BUDGETARY BASIS REPORT - FINANCIAL PLAN AND ACTUAL - CAPITAL PROJECTS - STATE
COMBINED STATEMENT OF CASH RECEIPTS, DISBURSEMENTS
AND CHANGES IN FUND BALANCES
FISCAL YEAR ENDED MARCH 31, 2025
(amounts in thousands)

EXHIBIT D
(continued)

	Financial Plan Amounts				Actual to Final Over/ (Under) Variance
	Original	Mid-Year	Final	Actual	
RECEIPTS:					
Consumption/Use Taxes.....	\$ 624,000	\$ 624,000	\$ 624,000	\$ 622,700	\$ (1,300)
Business Taxes.....	602,000	602,000	606,000	606,100	100
Other Taxes.....	257,000	257,000	257,000	257,300	300
Miscellaneous Receipts.....	7,502,000	6,679,000	7,039,000	5,283,000	(1,756,000)
Federal Receipts.....	5,000	5,000	5,000	2,100	(2,900)
Transfers from Other Funds.....	5,496,000	5,440,000	5,302,000	7,311,600	2,009,600
Total Receipts.....	14,486,000	13,607,000	13,833,000	14,082,800	249,800
DISBURSEMENTS:					
Local Assistance Grants.....	5,198,000	4,995,000	5,422,000	6,573,400	1,151,400
Capital Projects.....	9,118,000	8,351,000	8,292,000	7,789,100	(502,900)
Transfers to Other Funds.....	574,000	574,000	431,000	438,700	7,700
Total Disbursements.....	14,890,000	13,920,000	14,145,000	14,801,200	656,200
Excess (Deficiency) of Receipts over Disbursements.....	(404,000)	(313,000)	(312,000)	(718,400)	(406,400)
OTHER FINANCING SOURCES (USES):					
Bond and Note Proceeds, net.....	359,000	269,000	269,000	386,400	117,400
Total Other Financing Sources (Uses).....	359,000	269,000	269,000	386,400	117,400
Excess (Deficiency) of Receipts and Other Financing Sources over Disbursements and Other Financing Uses.....	(45,000)	(44,000)	(43,000)	(332,000)	(289,000)
Fund Balances (Deficits) at April 1.....	(745,000)	(745,000)	(745,000)	(745,300)	(300)
Fund Balances (Deficits) at March 31.....	\$ (790,000)	\$ (789,000)	\$ (788,000)	\$ (1,077,300)	\$ (289,300)

STATE OF NEW YORK
GOVERNMENTAL FUNDS
BUDGETARY BASIS REPORT - FINANCIAL PLAN AND ACTUAL - CAPITAL PROJECTS - FEDERAL
COMBINED STATEMENT OF CASH RECEIPTS, DISBURSEMENTS
AND CHANGES IN FUND BALANCES
FISCAL YEAR ENDED MARCH 31, 2025
(amounts in thousands)

EXHIBIT D
(continued)

	Financial Plan Amounts				Actual to Final Over/ (Under) Variance
	Original	Mid-Year	Final	Actual	
RECEIPTS:					
Miscellaneous Receipts.....	\$ 244,000	\$ 244,000	\$ 244,000	\$ 400	\$ (243,600)
Federal Receipts.....	3,224,000	3,198,000	3,216,000	2,782,700	(433,300)
Transfers from Other Funds.....	23,000	23,000	23,000	24,800	1,800
Total Receipts.....	3,491,000	3,465,000	3,483,000	2,807,900	(675,100)
DISBURSEMENTS:					
Local Assistance Grants.....	1,117,000	1,117,000	1,117,000	843,400	(273,600)
Capital Projects.....	2,209,000	2,183,000	2,201,000	1,769,800	(431,200)
Transfers to Other Funds.....	-	-	-	600	600
Total Disbursements.....	3,326,000	3,300,000	3,318,000	2,613,800	(704,200)
Excess (Deficiency) of Receipts over Disbursements.....	165,000	165,000	165,000	194,100	29,100
OTHER FINANCING SOURCES (USES):					
Bond and Note Proceeds, net.....	-	-	-	-	-
Total Other Financing Sources (Uses).....	-	-	-	-	-
Excess (Deficiency) of Receipts and Other Financing Sources over Disbursements and Other Financing Uses.....	165,000	165,000	165,000	194,100	29,100
Fund Balances (Deficits) at April 1.....	(572,000)	(572,000)	(572,000)	(572,800)	(800)
Fund Balances (Deficits) at March 31.....	\$ (407,000)	\$ (407,000)	\$ (407,000)	\$ (378,700)	\$ 28,300

NOTES TO THE COMPTROLLER'S 2025 ANNUAL REPORT TO THE LEGISLATURE ON THE STATE FUNDS - CASH BASIS OF ACCOUNTING

NOTE 1 - BASIS OF PRESENTATION

As set forth in State Finance Law, this report is prepared on a cash basis of accounting. Accounting and reporting of financial activity on a cash basis results in the recording of receipts at the time money or checks are deposited in the State Treasury and the recording of disbursements at the time a check is drawn, regardless of the fiscal period to which the receipts or disbursements relate. The State Financial Plan sets forth projections of receipts and disbursements in the governmental fund types based initially upon the recommendations in the Executive Budget. After the budget is enacted, the State Financial Plan is adjusted to reflect revenue measures, appropriation bills, and certain related bills enacted by the Legislature. The Financial Plan is updated quarterly, or more frequently when necessary, by the Division of the Budget.

NOTE 2 - FUND TYPES

The State records its transactions in the following fund types:

Governmental Funds:

General - the major operating fund of the State. It accounts for all receipts that are not required by law to be deposited into another fund. The General Fund's income finances disbursements from the Local Assistance Account, the State Operations Account, the Contingency Reserve Fund, the Universal Pre-Kindergarten Reserve Fund, the Refund Reserve Account, the Fringe Benefit Escrow Account, and the Tobacco Revenue Guarantee Fund. Receipts in excess of General Fund requirements in the Local Assistance Account and State Operations Account are transferred to the Tax Stabilization Reserve Fund at year-end (see Schedule 27). Receipts retained in the Rainy Day Reserve Fund may only be used in an economic downturn or catastrophic event as defined in State Finance Law Section 92-cc.

Special Revenue - to account for State receipts of specific revenue sources (other than debt service or major capital projects), such as Federal grants, that are legally restricted to disbursements for specified purposes. These restrictions may be imposed by the State or Federal government.

Debt Service - to account for the accumulation of resources for and the payment of principal and interest on general long-term debt and State debt under other financing arrangements. Debt service in relation to general obligation debt and other financing arrangements that are paid from the General Debt Service Fund are funded by transfers from the General Fund. Also disbursed from Debt Service Funds are debt service related activities for the Health and Mental Hygiene facilities, for highway construction, reconstruction, reconditioning and preservation, and for certain local assistance payments made under contractual agreements with public authorities. Such activities are primarily funded by dedicated tax receipts and patient income.

Capital Projects - to account for resources used for the acquisition or construction of capital facilities. Capital assistance grants to local governments and advances for capital construction costs reimbursable by public authorities of the State, Federal or local governments are also accounted for in these funds. Financial resources are generated primarily from bond issuances, dedicated taxes and other revenues, reimbursement of advances, Federal grants and transfers from other State Funds.

State Operating Funds:

State Operating Funds - comprise the General Fund, State Special Revenue Funds supported by activities from dedicated revenue sources (including operating transfers from Federal Funds) and Debt Service Funds.

Proprietary Funds:

Enterprise - to account for activities for which a fee is charged to users for goods or services. Enterprise Funds include services provided where either the costs are intended to be recovered primarily through charges to users outside of the State entity, or where the potential exists for significant financing through user charges, even if the legislative intent is not to self-finance the service and instead subsidize it from general governmental resources.

Internal Service - to account for any activity that provides goods or services to other funds, other State departments or agencies of the primary government on a cost-reimbursement basis. Internal Service Funds should be used only if the reporting government is the predominant participant in the activity.

Fiduciary Funds:

Trust - to account for the cash basis results of operations for the administrative portion of the State's Common Retirement Fund and to fund the future costs of the Retiree Health Benefit Fund. The results do not reflect investment activity, balances or other assets available to the Common Retirement Fund. In addition, pension contributions and payments to retirees are excluded, since these payments are not required to be appropriated.

Private Purpose Trust - to account for all other trust arrangements where the principal and income benefits individuals, private organizations or other governments.

Agency - to account for funds held by the State in a purely custodial capacity. Cash is held temporarily until disbursements are made to individuals, private organizations or other governmental units.

NOTES TO THE COMPTROLLER'S 2025 ANNUAL REPORT TO THE LEGISLATURE ON THE STATE FUNDS - CASH BASIS OF ACCOUNTING

NOTE 3 - DISBURSEMENT DESCRIPTIONS

The State's Cash report includes payments made pursuant to an appropriation, as well as non-appropriated payments from funds held in a fiduciary capacity.

Local Assistance Grants - this category includes payments to counties, cities, towns, villages, school districts, private schools and other local entities as well as certain financial assistance to, or on behalf of, individuals and nonprofit organizations. Schedule 7 contains further information relating to local assistance disbursements by program.

Departmental Operations - this category includes the payment of salaries and compensation for State employees, miscellaneous contractual payments, supplies and materials, travel, rentals and repairs, utilities, postage and shipping, printing, telephone, and other miscellaneous operating costs of State departments and agencies.

General State Charges - this category includes costs mandated either by statute, collective bargaining agreements or court order. Charges in this category include contributions to pension systems, the employer's share of social security contributions, employer contributions toward the cost of medical and dental insurance, workers' compensation and unemployment insurance, and contributions to union employee benefit funds which provide vision care and other services. Also included are fixed costs for State payments in lieu of taxes, as well as payments for local assessments on State-owned land, judgments against the State pursuant to the Court of Claims Act, defense(s) by private counsel or alternately, payments on behalf of State officers and employees in civil judicial proceedings.

Debt Service - this category includes debt service on long-term debt and payments on certain other financing arrangements accounted for in Debt Service Funds (see Schedules 14 and 18). Under other financing arrangements, public authorities and certain municipalities have issued debt to finance the acquisition, construction or rehabilitation of State facilities or equipment and expect to receive rental or contractual payments from the State in an amount equal to the debt issued by the authority or municipality.

Capital Projects - this category includes payments made for the acquisition or construction of the State's capital facilities. Included in this category are planning, land acquisition, design, construction, engineering services, and equipment costs attributable to highways, parkways, rail preservation, outdoor recreation, and environmental conservation projects, as well as payments to local government units and public authorities to help finance highways, parkways, bridges, mass transportation, aviation, economic development, port development, community colleges, community and State mental hygiene buildings, outdoor recreational parks, correctional and State-assisted housing and environmental quality projects. Advances are made for capital construction costs reimbursable by public benefit corporations, the Federal or local governments, or from the proceeds of State bonds and note sales.

NOTE 4 - OTHER FINANCING SOURCES (USES)

Bond Proceeds - this category includes proceeds from the sale of general obligation bonds. Schedule 14 provides an analysis of State debt activity during the fiscal year.

Operating Transfers - constitutes legally authorized transfers from a fund receiving revenues to a fund through which disbursements will ultimately be made.

The more significant General Fund transfers include transfers to the following funds/accounts (amounts in millions):

Banking Services	\$	36.1
Batavia School for the Blind		0.9
Building Administration		9.5
Business Services Center		33.0
Centralized Technology Services		11.5
Charter School Stimulus		4.8
Combined Expendable Trust		1.3
Correctional Facilities Capital Improvement		113.7
Correctional Industries Revolving		22.8
Court Facilities Incentive Aid		125.8
Dedicated Highway and Bridge Trust		71.0
Dedicated Infrastructure Investment		660.0
Dedicated Mass Transportation - Non-MTA		5.6
Dedicated Mass Transportation - Railroad		9.2
Dedicated Mass Transportation - Transit Authority		51.5
Entertainment Diversity Job Training Development		5.2
Environmental Protection		117.7
Environmental Protection & Oil Spill Compensation		7.3
Federal USDA / Food and Nutrition		1.5
General Debt Service		273.7
Hazard Mitigation Revolving Loan		1.4
Hazardous Waste Cleanup		37.2
Health Care Transformation		125.0
Health Insurance Revolving		9.0
Healthcare Stability		350.0
Helen Hayes Hospital		16.2
Housing Program		816.3
Mass Transportation Financial Assistance		244.3
Mass Transportation Operating Assistance		45.0
Medical Cannabis Health Operations and Oversight		6.6
Mental Hygiene Facilities Capital Improvement		108.1
Montrose Veterans Home		4.5
Neighborhood Work Project		1.0
New York Central Business District Trust		156.1
New York City County Clerks' Operations Offset		3.1

NOTES TO THE COMPTROLLER'S 2025 ANNUAL REPORT TO THE LEGISLATURE ON THE STATE FUNDS - CASH BASIS OF ACCOUNTING

New York City Veterans - St Albans	4.1
New York State Campaign Finance	35.2
New York State Storm Recovery	32.8
New York State Veterans Home - Oxford	3.1
Occupational Health Clinics	5.0
Recruitment Incentive	2.6
Rome School for the Deaf	1.0
Spinal Cord Injury	8.5
State Capital Projects	4,944.1
State Housing Debt Service	(0.9)
State Parks Infrastructure	23.6
State University Income	1,659.8
SUNY Hospital Income Fund Reimbursable	100.0
Tax Revenue Arrearage	1.5
Western NY Veterans - Batavia	1.7
Other (including paragraph below) (*)	522.3
Total	\$ 10,830.3

(*) General Fund Transfers to Other Funds include transfers representing payments for patients residing in State-operated Health, Mental Hygiene and State University facilities to the Debt Service Funds (\$27.7 million) and the State University Income Fund (\$494.3 million).

Special Revenue Funds, Transfers to Other Funds include Transfers to the General Fund from the following funds/accounts (amounts in millions):

Adult Shelter Sanction	\$ 30.0
Bell Jar Collection	2.0
Business and Licensing Services	4.7
ENCON Special Revenue	16.4
Federal Employment and Training Grants	2.6
Federal Health and Human Services	124.3
Federal Operating Grants	260.4
Federal USDA/Food and Nutrition Services	22.6
HCRA Resources	1.1
Health Care Transformation	250.0
HESC Insurance Premium	11.0
Indigent Legal Services	80.1
Mass Transportation Operating Assistance	1.1
Miscellaneous State Special Revenue	7.6

NYS Cannabis Revenue	50.3
Patron Services	1.6
Professional Medical Conduct	1.7
Public Service	5.7
Public Work Enforcement	1.1
Regulation of Manufactured Housing	5.0
State Lottery	6.9
State University Income	28.4
Statewide Public Safety Communication	2.0
SUNY Dormitory Income	1.7
Surplus Property	3.0
System and Technology	5.6
Training and Education Program on OSHA	3.1
Transportation Surplus Property	8.5
Underground Safety Training	2.2
Unemployment Insurance Administration	30.3
Unemployment Insurance, Interest & Penalty	5.2
Workers' Compensation Board	14.2
Other (including paragraph below) (*)	2,946.7
Total	\$ 3,937.1

(*) Special Revenue Funds, Transfers to Other Funds include transfers to Mental Health Services Fund and Department of Health Income Fund (\$2,527.4 million) representing the federal share of Medicaid payments for patients residing in State-operated Health and Mental Hygiene facilities, SUNY Capital Projects Fund (\$25.9 million), State Capital Projects Fund (\$231.6 million) and All Other Capital Projects (\$154.4 million).

Debt Service Funds, Transfers to Other Funds include transfers to the General Fund from the following funds (amounts in millions):

Clean Water/Clean Air	\$ 968.8
Mental Health Services	2,871.5
Revenue Bond Tax	36,974.8
Sales Tax Revenue Bond Tax	8,635.5
Other (including paragraph below) (*)	155.1
Total	\$ 49,605.7

(*) Debt Service Funds transfers to Special Revenue Funds representing receipts in excess of lease/purchase obligations that are used to finance a portion of the operating expenses for the Department of Health (\$155.1 million).

NOTES TO THE COMPTROLLER'S 2025 ANNUAL REPORT TO THE LEGISLATURE ON THE STATE FUNDS - CASH BASIS OF ACCOUNTING

Capital Projects Funds, Transfers to Other Funds include transfers to the General Fund from the following funds (amounts in millions):

Dedicated Highway and Bridge Trust	\$	377.0
Federal Capital Projects		0.6
Hazardous Waste Remedial		20.3
Other (including paragraph below) (*)		41.4
Total	\$	439.3

(*) Capital Projects Funds transfers to the General Debt Service Fund - Lease Purchase (\$41.1 million).

Transfer Eliminations:

The Special Revenue Funds and Capital Project Funds include transfers of resources between Federal and State accounts within each fund group. To avoid recording spending twice, initially as a transfer of resources to another account and subsequently when payments are made, these transfers are eliminated in these funds.

NOTE 5 - FUTURE DEBT SERVICE REQUIREMENTS

Future debt service payments reflect gross principal and interest due to bondholders as of March 31, 2025. Actual amounts paid by the State may vary from these estimates due to offsetting interest earnings, actual variable rate results, related expenses and future bond sales conducted between the fiscal year end date and the date the Annual Report was released.

Schedules 17 and 19 provide a complete detail of future debt service requirements.

NOTE 6 - CAPITAL PROJECTS REIMBURSED DISBURSEMENTS

Disbursements from Capital Projects Funds are financed by operating transfers from other funds, proceeds from State bonds and notes, and reimbursements received from public authorities and the Federal Government. The following is a list of capital projects spending by agency and sources of financing (amounts in millions):

Source of Financing	2024-25	Percentage of Spending Supported By:
Direct Deposit of Taxes	\$ 257.4	1.52%
Federal Receipts	2,784.9	16.41%
Non-Public Authority Receipts	1,869.8	11.01%
Public Authority Financing	4,203.0	24.76%
Increase in Borrowing from STIP	137.8	0.81%
State Debt	386.4	2.28%
Tax Transfers from General Fund	4,944.1	29.12%
Transfers from Other Funds	2,392.3	14.09%
Total	\$ 16,975.7	100.00%

Capital Projects Spending	2024-25
Addiction Services and Supports	\$ 61.2
Agriculture and Markets	107.7
Children and Family Services	26.2
City University of New York	345.2
Corrections and Community Supervision	424.3
Dormitory Authority	506.3
Education	198.7
Energy Research and Development Authority	144.7
Environmental Conservation and Parks	1,602.7
General Services, Office of	247.0
Health	517.9
Homeland Security and Emergency Services	40.8
Housing and Community Renewal	1,352.3
Mental Hygiene	543.4
Metropolitan Transportation Authority	754.0
Military and Naval Affairs	101.8
Motor Vehicles (Operating Expense)	364.2
New York State Thruway Authority	-
Other	470.8
State	76.7
State Police	136.8
State University of New York	1,256.7
Temporary and Disability Assistance	115.9
Transportation	6,233.0
UDC (Empire State Development Corp)	1,347.4
Total	\$ 16,975.7

NOTES TO THE COMPTROLLER'S 2025 ANNUAL REPORT TO THE LEGISLATURE ON THE STATE FUNDS - CASH BASIS OF ACCOUNTING

The Comptroller certifies monthly, to the Division of the Budget, the Assembly Ways and Means Committee and the Senate Finance Committee, capital disbursements that are eligible to be reimbursed by Public Authority financing or State-issued General Obligation Debt.

The unreimbursed capital disbursements are financed in the first instance with General Fund resources or loans from the State's Short-Term Investment Pool. As reimbursements are received, the transfers and loans are repaid.

The amounts shown below represent disbursements as of March 31, 2025 and March 31, 2024, respectively, which are eligible to be reimbursed in the following fiscal year from the funding sources listed below (amounts in millions):

	<u>Unreimbursed Balances</u>	
	2024-25	2023-24
Dormitory Authority (Mental Hygiene)	\$ 568.3	\$ 600.0
Dormitory Authority and State University Income Fund	1,751.4	1,398.0
Federal Capital Projects	378.7	572.8
Housing Finance Agency (HFA)	867.4	565.7
Housing Assistance Fund (HAF)	12.9	12.9
State Bond and Note Proceeds	37.1	266.6
Urban Development Corporation (Correctional Facilities)	194.3	161.3
Urban Development Corporation (Youth Facilities)	17.0	20.5
Total	\$ 3,827.1	\$ 3,597.8

NOTE 7 - SCHOOL TAX RELIEF

A portion of Personal Income Tax receipts is transferred to the State Special Revenue - School Tax Relief (STAR) Fund and used to reimburse school districts for the STAR property tax exemptions for homeowners. School Tax Relief payments were \$1,448.5 million as of March 31, 2025.

Schedule 2 provides additional detail regarding Personal Income Tax receipts.

NOTE 8 - EXTRAORDINARY MONETARY SETTLEMENTS

Since fiscal year 2015, the State has received a significant amount of Extraordinary Monetary Settlements related to violations of State laws by major financial institutions and other entities. The Refund Reserve Account balance includes Extraordinary Monetary Settlements the State has received. The Refund Reserve Account is reported in Exhibit A-1.

NOTE 9 - TOBACCO MASTER SETTLEMENT AGREEMENT PROCEEDS

In fiscal year 2018, bonds secured by annual payments from tobacco manufacturers under the Master Settlement Agreement (MSA) were retired, with no remaining debt service requirements to be paid on these bonds. Legislation (Chapter 59, Laws of 2017) included in the fiscal year 2018 Enacted Budget directed these payments in certain instances be used to help defray costs of the State's takeover of certain Medicaid costs from counties and New York City. In fiscal year 2025, payments of \$97 million received under the Master Settlement Agreement were deposited to the Medicaid Management Information System Escrow Fund and used to offset, without appropriation, the non-federal share of Medicaid pursuant to the 2018 Enacted Budget.

NOTE 10 - STATE AND LOCAL FISCAL RECOVERY FUND

In December 2024, \$3,645 million was transferred to the General Fund from the State and Local Fiscal Recovery Funds (SLFRF).

NOTES TO THE COMPTROLLER'S 2025 ANNUAL REPORT TO THE LEGISLATURE ON THE STATE FUNDS - CASH BASIS OF ACCOUNTING

NOTE 11 - NEW YORK REVENUE BOND TAX FUND

An amount equal to 50 percent of the State's Personal Income Tax (PIT) receipts, Employer Compensation Expense Tax (ECET) receipts, and Pass-Through Entity Tax (PTET) receipts, less refunds to taxpayers, is to be deposited in the Revenue Bond Tax Fund (RBTF).

The monies of such Fund are reserved for payment of debt service on Personal Income Tax Revenue Bonds.

Pursuant to Section 92-z(5) of the State Finance Law, monies in the RBTF in excess of debt service requirements are required to be transferred to the General Fund.

Following is a summary of the transactions in the RBTF during Fiscal Years 2024-25 and 2023-24 (amounts in thousands):

FY 2024-25													
	2024 April	May	June	July	August	September	October	November	December	2025 January	February	March	FISCAL YEAR TOTALS
Opening Balance	\$ -	\$ 8,436	\$ 334	\$ -	\$ 109,849	\$ 303,361	\$ -	\$ -	\$ 218	\$ -	\$ 136,767	\$ 1,900,873	\$ -
PIT Receipts	3,649,692	1,926,647	2,552,039	2,091,287	1,755,919	2,487,853	1,370,892	1,830,256	2,697,542	4,559,195	3,114,356	2,565,188	30,600,866
ECET Receipts	223	133	203	298	122	198	353	267	5,095	478	62	62	7,494
PTET Receipts	22,709	72,424	1,545,255	(25,529)	54,377	1,528,514	(459,165)	54,064	2,693,302	187,917	86,298	3,130,263	8,890,429
Federal Subsidies (*)	8,436	-	-	-	-	29,373	-	-	-	-	1,328	-	39,137
Total Receipts	3,681,060	1,999,204	4,097,497	2,066,056	1,810,418	4,045,938	912,080	1,884,587	5,395,939	4,747,590	3,202,044	5,695,513	39,537,926
Non-Personal Service	-	-	-	-	2,709	624	-	-	-	-	3,893	6,817	14,043
Debt Service	-	-	334	-	11,344	177,431	-	-	218	-	30,213	2,329,682	2,549,222
Transfer to General Fund	3,672,624	2,007,306	4,097,497	1,956,207	1,602,853	4,171,244	912,080	1,884,369	5,395,939	4,610,823	1,403,832	5,259,887	36,974,661
Total Disbursements	3,672,624	2,007,306	4,097,831	1,956,207	1,616,906	4,349,299	912,080	1,884,369	5,396,157	4,610,823	1,437,938	7,596,386	39,537,926
Ending Balance	\$ 8,436	\$ 334	\$ -	\$ 109,849	\$ 303,361	\$ -	\$ -	\$ 218	\$ -	\$ 136,767	\$ 1,900,873	\$ -	\$ -

FY 2023-24													
	2023 April	May	June	July	August	September	October	November	December	2024 January	February	March	FISCAL YEAR TOTALS
Opening Balance	\$ -	\$ -	\$ 334	\$ 969	\$ 184,928	\$ 643,311	\$ -	\$ -	\$ 334	\$ 1,145	\$ 211,023	\$ 1,158,295	\$ -
PIT Receipts	3,727,199	1,044,334	2,497,276	1,712,946	1,850,146	2,158,560	1,142,378	1,685,312	2,353,488	4,080,972	2,504,772	2,162,655	26,920,038
ECET Receipts	206	151	173	274	292	185	375	264	3,846	663	79	34	6,542
PTET Receipts	49,386	65,717	1,269,073	18,505	68,389	1,486,618	(550,449)	24,537	2,182,333	141,772	49,248	2,172,589	6,977,718
Federal Subsidies (*)	3,139	-	969	30,774	-	-	-	-	1,145	-	-	22,413	58,440
Transfer from - Centralized Services Fund (**)	-	-	-	-	-	-	-	-	-	-	-	-	-
Total Receipts	3,779,930	1,110,202	3,767,491	1,762,499	1,918,827	3,645,363	592,304	1,710,113	4,540,812	4,223,407	2,554,099	4,357,691	33,962,738
Non-Personal Service	-	-	-	-	5,280	550	-	-	-	-	4,570	5,479	15,879
Debt Service	-	-	334	-	44,966	289,235	-	-	326	-	205,475	4,680,619	5,220,955
Transfer to General Fund	3,779,930	1,109,868	3,766,522	1,578,540	1,410,198	3,998,889	592,304	1,709,779	4,539,675	4,013,529	1,396,782	829,888	28,725,904
Total Disbursements	3,779,930	1,109,868	3,766,856	1,578,540	1,460,444	4,288,674	592,304	1,709,779	4,540,001	4,013,529	1,606,827	5,515,986	33,962,738
Ending Balance	\$ -	\$ 334	\$ 969	\$ 184,928	\$ 643,311	\$ -	\$ -	\$ 334	\$ 1,145	\$ 211,023	\$ 1,158,295	\$ -	\$ -

(*) Pursuant to Section 73 of the State Finance Law, as added by Chapter 56 of the Laws of 2010 and amended by Chapter 59 of the Laws of 2012, the Federal Subsidies are Federal Interest Subsidy receipts solely used for debt service on Build America Bonds and Qualified School Construction Bonds, as authorized pursuant to ARRA, under Section 54AA and 54F of the Internal Revenue Code.

(**) Transfers represent reimbursements for debt service paid from the Revenue Bond Tax Fund. These reimbursements are made pursuant to State Finance Law Section 97-g.

NOTES TO THE COMPTROLLER'S 2025 ANNUAL REPORT TO THE LEGISLATURE ON THE STATE FUNDS - CASH BASIS OF ACCOUNTING

NOTE 12 - NEW YORK SALES TAX REVENUE BOND TAX FUND

An amount equal to 25 percent of the State's sales tax, less refunds to taxpayers, is to be deposited in the Sales Tax Revenue Bond Tax Fund (STRBTF). The monies of such Fund are reserved for payment of debt service on Sales Tax Revenue Bonds.

Pursuant to Section 92-h(5) of the State Finance Law, monies in the STRBTF in excess of debt service requirements are required to be transferred to the General Fund.

Following is a summary of the transactions in the STRBTF during Fiscal Years 2024-25 and 2023-24 (amounts in thousands):

FY 2024-25													
	2024 April	May	June	July	August	September	October	November	December	2025 January	February	March	FISCAL YEAR TOTALS
Beginning Balance	\$ -	\$ 81,761	\$ 131,346	\$ 180,930	\$ 230,515	\$ 280,100	\$ 9,300	\$ 65,317	\$ 227,115	\$ 336,025	\$ 465,761	\$ 579,877	\$ -
Sales Tax Receipts	701,929	721,880	923,007	745,133	750,333	923,689	748,621	751,957	918,425	816,790	686,799	826,175	9,514,738
Total Receipts	701,929	721,880	923,007	745,133	750,333	923,689	748,621	751,957	918,425	816,790	686,799	826,175	9,514,738
Non-Personal Service	-	-	-	-	-	15	-	-	-	-	-	-	15
Debt Service	-	-	-	-	-	21,413	-	-	-	-	-	857,771	879,184
Transfer to General Fund	620,168	672,295	873,423	695,548	700,748	1,173,061	692,604	590,159	809,515	687,054	572,683	548,281	8,635,539
Total Disbursements	620,168	672,295	873,423	695,548	700,748	1,194,489	692,604	590,159	809,515	687,054	572,683	1,406,052	9,514,738
Ending Balance	\$ 81,761	\$ 131,346	\$ 180,930	\$ 230,515	\$ 280,100	\$ 9,300	\$ 65,317	\$ 227,115	\$ 336,025	\$ 465,761	\$ 579,877	\$ -	\$ -

FY 2023-24													
	2023 April	May	June	July	August	September	October	November	December	2024 January	February	March	FISCAL YEAR TOTALS
Beginning Balance	\$ -	\$ 64,250	\$ 128,499	\$ 161,108	\$ 214,810	\$ 268,513	\$ 57,698	\$ 131,476	\$ 224,819	\$ 308,379	\$ 408,346	\$ 496,008	\$ -
Sales Tax Receipts	677,750	687,157	919,511	739,423	718,854	917,169	721,494	727,067	924,932	763,907	668,095	843,780	9,309,139
Total Receipts	677,750	687,157	919,511	739,423	718,854	917,169	721,494	727,067	924,932	763,907	668,095	843,780	9,309,139
Non-Personal Service	-	-	-	-	-	15	-	-	-	-	-	-	15
Debt Service	-	-	-	-	-	119,360	-	-	-	-	-	1,351,003	1,470,363
Transfer to General Fund	613,500	622,908	886,902	685,721	665,151	1,008,609	647,716	633,724	841,372	663,940	580,433	(11,215)	7,838,761
Total Disbursements	613,500	622,908	886,902	685,721	665,151	1,127,984	647,716	633,724	841,372	663,940	580,433	1,339,788	9,309,139
Ending Balance	\$ 64,250	\$ 128,499	\$ 161,108	\$ 214,810	\$ 268,513	\$ 57,698	\$ 131,476	\$ 224,819	\$ 308,379	\$ 408,346	\$ 496,008	\$ -	\$ -

NOTES TO THE COMPTROLLER'S 2025 ANNUAL REPORT TO THE LEGISLATURE ON THE STATE FUNDS - CASH BASIS OF ACCOUNTING

NOTE 13 - MOBILITY TAX TRUST ACCOUNT

Section 11 of Part UU of Chapter 59 of the Laws of 2018 amended Section 805(b) of the Tax Law, whereby the receipts from the Metropolitan Commuter Transportation Mobility Tax will be paid into the Metropolitan Transportation Authority Finance Fund pursuant to statute but without appropriation. The result is that neither the mobility receipts nor the related grant disbursements to the MTA are recorded in the State Funds. This activity is reported in the MTA State Assistance fund group.

Following is a summary of the transactions in the Mobility Tax Trust Account during Fiscal Years 2024-25 and 2023-24 (amounts in thousands):

FY 2024-25													
	2024 April	May	June	July	August	September	October	November	December	2025 January	February	March	FISCAL YEAR TOTALS
Beginning Balance	\$ 241,145	\$ 290,976	\$ 262,937	\$ 192,678	\$ 238,096	\$ 231,560	\$ 200,957	\$ 309,024	\$ 249,234	\$ 81,664	\$ 361,861	\$ 377,669	\$ 241,145
MCTD Mobility Tax Receipts	290,976	262,937	192,678	238,096	231,560	200,958	309,024	249,277	248,523	361,861	377,670	296,546	3,260,106
Interest Income	1,187	971	1,162	815	748	1,008	745	698	829	636	760	1,116	10,675
Total Receipts	292,163	263,908	193,840	238,911	232,308	201,966	309,769	249,975	249,352	362,497	378,430	297,662	3,270,781
Payments to MTA	242,332	291,947	264,099	193,493	238,844	232,569	201,702	309,765	416,922	82,300	362,622	378,785	3,215,380
Total Disbursements	242,332	291,947	264,099	193,493	238,844	232,569	201,702	309,765	416,922	82,300	362,622	378,785	3,215,380
Ending Balance	\$ 290,976	\$ 262,937	\$ 192,678	\$ 238,096	\$ 231,560	\$ 200,957	\$ 309,024	\$ 249,234	\$ 81,664	\$ 361,861	\$ 377,669	\$ 296,546	\$ 296,546

FY 2023-24													
	2023 April	May	June	July	August	September	October	November	December	2024 January	February	March	FISCAL YEAR TOTALS
Beginning Balance	\$ 180,940	\$ 157,450	\$ 159,354	\$ 130,067	\$ 161,707	\$ 191,008	\$ 163,522	\$ 286,461	\$ 238,771	\$ 67,227	\$ 338,896	\$ 315,740	\$ 180,940
MCTD Mobility Tax Receipts	157,450	159,354	130,067	161,707	191,008	163,521	286,461	238,771	226,525	338,896	315,740	241,145	2,610,645
Interest Income	683	570	585	519	467	638	612	721	1,023	754	838	1,388	8,798
Total Receipts	158,133	159,924	130,652	162,226	191,475	164,159	287,073	239,492	227,548	339,650	316,578	242,533	2,619,443
Payments to MTA	181,623	158,020	159,939	130,586	162,174	191,645	164,134	287,182	399,092	67,981	339,734	317,128	2,559,238
Total Disbursements	181,623	158,020	159,939	130,586	162,174	191,645	164,134	287,182	399,092	67,981	339,734	317,128	2,559,238
Ending Balance	\$ 157,450	\$ 159,354	\$ 130,067	\$ 161,707	\$ 191,008	\$ 163,522	\$ 286,461	\$ 238,771	\$ 67,227	\$ 338,896	\$ 315,740	\$ 241,145	\$ 241,145

NOTES TO THE COMPTROLLER'S 2025 ANNUAL REPORT TO THE LEGISLATURE ON THE STATE FUNDS - CASH BASIS OF ACCOUNTING

NOTE 14 - CONGESTION SURCHARGE

Section 2 of Part NNN of Chapter 59 of the Laws of 2018 added Article 29-c of the Tax Law, whereby the receipts from the Congestion Surcharge will be paid to the MTA for deposit into the NYC Transportation Assistance Fund pursuant to statute but without appropriation. The result is that neither the surcharge receipts nor the related disbursements to the MTA are recorded in the State Funds. This activity is reported in the MTA State Assistance fund group.

Following is a summary of the transactions in the Congestion Surcharge Account during Fiscal Years 2024-25 and 2023-24 (amounts in thousands):

FY 2024-25													
	2024 April	May	June	July	August	September	October	November	December	2025 January	February	March	FISCAL YEAR TOTALS
Beginning Balance	\$ 31,478	\$ 28,457	\$ 30,264	\$ 30,214	\$ 30,362	\$ 26,768	\$ 27,321	\$ 27,933	\$ 30,364	\$ 30,394	\$ 29,771	\$ 29,157	\$ 31,478
Business / Professional Fees	28,401	30,195	30,148	30,378	26,745	27,266	27,878	30,323	30,371	29,812	29,118	28,747	349,382
Interest Income	127	109	119	123	126	128	103	111	113	111	115	99	1,384
Total Receipts	28,528	30,304	30,267	30,501	26,871	27,394	27,981	30,434	30,484	29,923	29,233	28,846	350,766
Grants	-	-	-	-	-	-	-	-	-	-	-	5,342	5,342
Payments to MTA	31,549	28,497	30,317	30,353	30,465	26,841	27,369	28,003	30,454	30,546	29,847	23,993	348,234
Total Disbursements	31,549	28,497	30,317	30,353	30,465	26,841	27,369	28,003	30,454	30,546	29,847	29,335	353,576
Ending Balance	\$ 28,457	\$ 30,264	\$ 30,214	\$ 30,362	\$ 26,768	\$ 27,321	\$ 27,933	\$ 30,364	\$ 30,394	\$ 29,771	\$ 29,157	\$ 28,668	\$ 28,668

FY 2023-24													
	2023 April	May	June	July	August	September	October	November	December	2024 January	February	March	FISCAL YEAR TOTALS
Beginning Balance	\$ 27,041	\$ 30,847	\$ 29,414	\$ 31,044	\$ 29,641	\$ 29,583	\$ 27,369	\$ 30,216	\$ 31,689	\$ 30,830	\$ 30,946	\$ 29,335	\$ 27,041
Business / Professional Fees	30,196	28,862	30,465	29,080	29,002	26,789	29,632	31,110	30,240	30,348	26,814	31,437	353,975
Interest Income	92	106	105	120	129	109	120	113	116	131	127	125	1,393
Total Receipts	30,288	28,968	30,570	29,200	29,131	26,898	29,752	31,223	30,356	30,479	26,941	31,562	355,368
Grants	-	-	-	-	-	-	-	-	-	-	-	2,673	2,673
Payments to MTA	26,482	30,401	28,940	30,603	29,189	29,112	26,905	29,750	31,215	30,363	28,552	26,746	348,258
Total Disbursements	26,482	30,401	28,940	30,603	29,189	29,112	26,905	29,750	31,215	30,363	28,552	29,419	350,931
Ending Balance	\$ 30,847	\$ 29,414	\$ 31,044	\$ 29,641	\$ 29,583	\$ 27,369	\$ 30,216	\$ 31,689	\$ 30,830	\$ 30,946	\$ 29,335	\$ 31,478	\$ 31,478

NOTES TO THE COMPTROLLER’S 2025 ANNUAL REPORT TO THE LEGISLATURE ON THE STATE FUNDS - CASH BASIS OF ACCOUNTING

NOTE 15 - MTA AID TRUST FUND REFORMS

Part FF of Chapter 58 of the Laws of 2019 amended paragraphs (b-1) and (c-3) of subdivision two of Section 503 of the Vehicle and Traffic Law, Article 29-a of the Tax Law, article 17-c of the Vehicle and Traffic Law and Section 1166-a of the Tax Law, whereby the receipts from the various taxes and fees will be paid into the Metropolitan Transportation Authority Special Assistance Fund pursuant to statute but without appropriation. The result is that neither the revenue nor the related disbursements to the MTA are recorded in the State Funds. This activity is reported in the MTA State Assistance fund group.

Following is a summary of the transactions in the MTA Aid Trust Fund Reforms Account during Fiscal Years 2024-25 and 2023-24 (amounts in thousands):

FY 2024-25													
	2024 April	May	June	July	August	September	October	November	December	2025 January	February	March	FISCAL YEAR TOTALS
Beginning Balance	\$ 13,568	\$ 32,819	\$ 48,447	\$ 14,577	\$ 36,198	\$ 55,222	\$ 21,532	\$ 40,358	\$ 57,274	\$ 16,378	\$ 36,103	\$ 51,968	\$ 13,568
MCTD Taxicab Trip Tax Receipts	4,628	130	86	3,557	1,256	96	4,691	90	69	5,081	103	68	19,855
MTA Passenger Car Rentals Tax	(122)	393	14,490	92	7	21,436	298	1	16,309	289	52	13,350	66,595
Motor Vehicle Fees	14,576	15,006	20,181	17,781	17,645	16,252	13,648	16,717	13,825	14,191	15,621	14,948	190,391
Interest Income	169	99	177	191	116	214	189	108	195	164	89	153	1,864
Total Receipts	19,251	15,628	34,934	21,621	19,024	37,998	18,826	16,916	30,398	19,725	15,865	28,519	278,705
Payments to MTA	-	-	68,804	-	-	71,688	-	-	71,294	-	-	67,068	278,854
Total Disbursements	-	-	68,804	-	-	71,688	-	-	71,294	-	-	67,068	278,854
Ending Balance	\$ 32,819	\$ 48,447	\$ 14,577	\$ 36,198	\$ 55,222	\$ 21,532	\$ 40,358	\$ 57,274	\$ 16,378	\$ 36,103	\$ 51,968	\$ 13,419	\$ 13,419

FY 2023-24													
	2023 April	May	June	July	August	September	October	November	December	2024 January	February	March	FISCAL YEAR TOTALS
Beginning Balance	\$ 13,154	\$ 36,549	\$ 53,149	\$ 14,804	\$ 36,692	\$ 53,026	\$ 20,205	\$ 39,385	\$ 53,562	\$ 16,320	\$ 34,116	\$ 45,600	\$ 13,154
MCTD Taxicab Trip Tax Receipts	4,098	239	100	4,486	103	97	4,510	90	68	5,052	70	67	18,980
MTA Passenger Car Rentals Tax	346	13	14,696	33	45	20,108	51	8	16,248	68	4	13,500	65,120
Motor Vehicle Fees	18,813	16,249	19,069	17,225	16,075	15,579	14,407	13,965	14,256	12,459	11,310	12,015	181,422
Interest Income	138	99	199	144	111	206	212	114	210	217	100	162	1,912
Total Receipts	23,395	16,600	34,064	21,888	16,334	35,990	19,180	14,177	30,782	17,796	11,484	25,744	267,434
Payments to MTA	-	-	72,409	-	-	68,811	-	-	68,024	-	-	57,776	267,020
Total Disbursements	-	-	72,409	-	-	68,811	-	-	68,024	-	-	57,776	267,020
Ending Balance	\$ 36,549	\$ 53,149	\$ 14,804	\$ 36,692	\$ 53,026	\$ 20,205	\$ 39,385	\$ 53,562	\$ 16,320	\$ 34,116	\$ 45,600	\$ 13,568	\$ 13,568

NOTES TO THE COMPTROLLER'S 2025 ANNUAL REPORT TO THE LEGISLATURE ON THE STATE FUNDS - CASH BASIS OF ACCOUNTING

NOTE 16 - ADDITIONAL REAL ESTATE TRANSFER TAX

Part 000 of Chapter 59 of the Laws of 2019 added to and amended Tax Law Article 31. Section 1402-b added an additional real estate transfer tax to residential property over \$2 million, in cities with a population of over 1 million. Section 1421(b) of the Tax Law was amended directing these taxes be remitted to the MTA for deposit into the Central District Tolling Capital Lockbox Fund, pursuant to statute but without appropriation. The result is that neither this real estate transfer tax nor the related disbursements to the MTA are recorded in the State Funds. This activity is reported in the MTA State Assistance fund group.

Following is a summary of the transactions in the Additional Real Estate Tax Account during Fiscal Years 2024-25 and 2023-24 (amounts in thousands):

FY 2024-2025													
	2024 April	May	June	July	August	September	October	November	December	2025 January	February	March	FISCAL YEAR TOTALS
Beginning Balance	\$ 16,755	\$ 22,947	\$ 27,053	\$ 24,447	\$ 35,906	\$ 33,426	\$ 23,239	\$ 27,137	\$ 30,052	\$ 30,710	\$ 39,704	\$ 32,542	\$ 16,755
Real Estate Transfer Tax Receipts	22,947	27,053	24,447	35,906	33,426	23,239	27,137	30,052	30,710	39,704	32,542	33,358	360,521
Interest Income	30	39	4	28	22	26	14	6	18	-	15	-	202
Total Receipts	22,977	27,092	24,451	35,934	33,448	23,265	27,151	30,058	30,728	39,704	32,557	33,358	360,723
Payments to MTA	16,785	22,986	27,057	24,475	35,928	33,452	23,253	27,143	30,070	30,710	39,719	32,542	344,120
Total Disbursements	16,785	22,986	27,057	24,475	35,928	33,452	23,253	27,143	30,070	30,710	39,719	32,542	344,120
Ending Balance	\$ 22,947	\$ 27,053	\$ 24,447	\$ 35,906	\$ 33,426	\$ 23,239	\$ 27,137	\$ 30,052	\$ 30,710	\$ 39,704	\$ 32,542	\$ 33,358	\$ 33,358

FY 2023-24													
	2023 April	May	June	July	August	September	October	November	December	2024 January	February	March	FISCAL YEAR TOTALS
Beginning Balance	\$ 19,534	\$ 27,008	\$ 25,166	\$ 34,637	\$ 36,700	\$ 28,415	\$ 29,793	\$ 31,492	\$ 28,064	\$ 27,029	\$ 23,373	\$ 31,162	\$ 19,534
Real Estate Transfer Tax Receipts	27,008	25,166	34,637	36,699	28,415	29,794	31,492	28,064	27,029	23,373	31,163	16,755	339,595
Interest Income	5	47	7	18	30	15	30	14	14	21	12	28	241
Total Receipts	27,013	25,213	34,644	36,717	28,445	29,809	31,522	28,078	27,043	23,394	31,175	16,783	339,836
Payments to MTA	19,539	27,055	25,173	34,654	36,730	28,431	29,823	31,506	28,078	27,050	23,386	31,190	342,615
Total Disbursements	19,539	27,055	25,173	34,654	36,730	28,431	29,823	31,506	28,078	27,050	23,386	31,190	342,615
Ending Balance	\$ 27,008	\$ 25,166	\$ 34,637	\$ 36,700	\$ 28,415	\$ 29,793	\$ 31,492	\$ 28,064	\$ 27,029	\$ 23,373	\$ 31,162	\$ 16,755	\$ 16,755

STATE OF NEW YORK
GENERAL FUND
COMBINING STATEMENT OF CASH RECEIPTS,
DISBURSEMENTS AND CHANGES IN FUND BALANCES
FISCAL YEAR ENDED MARCH 31, 2025
(amounts in thousands)

EXHIBIT A-1

	LOCAL ASSISTANCE ACCOUNT (10000-10049)	STATE OPERATIONS ACCOUNT (10050-10099)	TAX STABILIZATION RESERVE (10100-10149)	CONTINGENCY RESERVE (10150-10199)	UNIVERSAL PRE-KINDERGARTEN RESERVE (10200-10249)	COMMUNITY PROJECTS (10250-10299)
RECEIPTS:						
Personal Income Tax (*).....	\$ -	\$ 29,152,396	\$ -	\$ -	\$ -	\$ -
Consumption/Use Taxes (*).....	-	10,056,477	-	-	-	-
Business Taxes.....	-	19,058,521	-	-	-	-
Other Taxes.....	-	1,322,256	-	-	-	-
Miscellaneous Receipts.....	2,172	5,166,163	-	-	-	-
Federal Receipts (*).....	-	3,650,111	-	-	-	-
Total Receipts.....	2,172	68,405,924	-	-	-	-
DISBURSEMENTS:						
Local Assistance Grants (*):						
Education.....	36,349,894	-	-	-	-	-
Environment and Recreation.....	4,801	-	-	-	-	-
General Government.....	1,157,338	-	-	-	-	229
Public Health:						
Medicaid.....	27,499,387	-	-	-	-	-
Other Public Health.....	3,605,117	-	-	-	-	-
Public Safety.....	498,361	-	-	-	-	-
Public Welfare.....	5,213,840	-	-	-	-	-
Support and Regulate Business.....	256,010	-	-	-	-	-
Transportation.....	247,716	-	-	-	-	-
Total Local Assistance Grants.....	74,832,464	-	-	-	-	229
Departmental Operations:						
Personal Service.....	-	10,784,065	-	-	-	-
Non-Personal Service.....	-	2,931,844	-	-	-	-
General State Charges.....	-	9,296,763	-	-	-	-
Total Disbursements.....	74,832,464	23,012,672	-	-	-	229
Excess (Deficiency) of Receipts over Disbursements.....	(74,830,292)	45,393,252	-	-	-	(229)
OTHER FINANCING SOURCES (USES):						
Transfers from Other Funds (*).....	78,101,597	93,367,368	-	-	-	-
Transfers to Other Funds (*).....	(3,271,305)	(138,760,620)	-	-	-	-
Total Other Financing Sources (Uses).....	74,830,292	(45,393,252)	-	-	-	-
Excess of Receipts and Other Financing Sources over Disbursements and Other Financing Uses.....	-	-	-	-	-	(229)
Fund Balances at April 1.....	-	-	1,617,766	20,624	-	25,349
Fund Balances at March 31.....	\$ -	\$ -	\$ 1,617,766	\$ 20,624	\$ -	\$ 25,120

(*) See Accompanying Notes

STATE OF NEW YORK
GENERAL FUND
COMBINING STATEMENT OF CASH RECEIPTS,
DISBURSEMENTS AND CHANGES IN FUND BALANCES
FISCAL YEAR ENDED MARCH 31, 2025
(amounts in thousands)

EXHIBIT A-1
(continued)

	RAINY DAY RESERVE (10300-10349)	REFUND RESERVE ACCOUNT (*) (10400-10449)	FRINGE BENEFIT ESCROW ACCOUNT (10500-10549)	TOBACCO REVENUE GUARANTEE (10550-10599)	ELIMINATIONS	COMBINED TOTALS	
						2024-25	2023-24
RECEIPTS:							
Personal Income Tax (*).....	\$ -	\$ -	\$ -	\$ -	\$ -	\$ 29,152,396	\$ 25,312,286
Consumption/Use Taxes (*).....	-	-	-	-	-	10,056,477	9,872,389
Business Taxes.....	-	-	-	-	-	19,058,521	17,425,025
Other Taxes.....	-	-	-	-	-	1,322,256	1,875,828
Miscellaneous Receipts.....	-	-	-	-	-	5,168,335	4,877,464
Federal Receipts (*).....	-	-	-	-	-	3,650,111	2,250,092
Total Receipts.....	-	-	-	-	-	68,408,096	61,613,084
DISBURSEMENTS:							
Local Assistance Grants (*):							
Education.....	-	-	-	-	-	36,349,894	34,328,930
Environment and Recreation.....	-	-	-	-	-	4,801	3,073
General Government.....	-	-	-	-	-	1,157,567	1,145,997
Public Health:							
Medicaid.....	-	-	-	-	-	27,499,387	24,897,158
Other Public Health.....	-	-	-	-	-	3,605,117	3,197,780
Public Safety.....	-	-	-	-	-	498,361	301,340
Public Welfare.....	-	-	-	-	-	5,213,840	4,329,412
Support and Regulate Business.....	-	-	-	-	-	256,010	390,895
Transportation.....	-	-	-	-	-	247,716	524,745
Total Local Assistance Grants.....	-	-	-	-	-	74,832,693	69,119,330
Departmental Operations:							
Personal Service.....	-	-	-	-	-	10,784,065	9,997,426
Non-Personal Service.....	-	-	-	-	-	2,931,844	2,303,349
General State Charges.....	-	-	-	-	-	9,296,763	9,650,543
Total Disbursements.....	-	-	-	-	-	97,845,365	91,070,648
Excess (Deficiency) of Receipts over Disbursements.....	-	-	-	-	-	(29,437,269)	(29,457,564)
OTHER FINANCING SOURCES (USES):							
Transfers from Other Funds (*).....	2,500,000	48,114,784	-	-	(171,231,289)	50,852,460	41,384,608
Transfers to Other Funds (*).....	-	(40,029,634)	-	-	171,231,289	(10,830,270)	(9,046,743)
Total Other Financing Sources (Uses).....	2,500,000	8,085,150	-	-	-	40,022,190	32,337,865
Excess of Receipts and Other Financing Sources over Disbursements and Other Financing Uses.....	2,500,000	8,085,150	-	-	-	10,584,921	2,880,301
Fund Balances at April 1.....	4,637,544	40,029,634	-	-	-	46,330,917	43,450,616
Fund Balances at March 31.....	\$ 7,137,544	\$ 48,114,784	\$ -	\$ -	\$ -	\$ 56,915,838	\$ 46,330,917

(*) See Accompanying Notes

STATE OF NEW YORK
SPECIAL REVENUE FUNDS - STATE
COMBINING STATEMENT OF CASH RECEIPTS,
DISBURSEMENTS AND CHANGES IN FUND BALANCES
FISCAL YEAR ENDED MARCH 31, 2025
(amounts in thousands)

EXHIBIT A-2

	ARTS CAPITAL GRANTS (21850-21899)	BIODIVERSITY STEWARDSHIP AND RESEARCH (21600-21649)	CHARITABLE GIFTS TRUST (24900-24949)	CHARTER SCHOOL STIMULUS (20600-20649)	CHEMICAL DEPENDENCE SERVICE (22700-22749)	CHILD PERFORMER'S PROTECTION (20400-20449)
RECEIPTS:						
Personal Income Tax (*).....	\$ -	\$ -	\$ -	\$ -	\$ -	\$ -
Consumption/Use Taxes	-	-	-	-	-	-
Business Taxes.....	-	-	-	-	-	-
Other Taxes.....	-	-	-	-	-	-
Miscellaneous Receipts.....	33	-	29	422	4,491	86
Federal Receipts.....	-	-	-	-	-	-
Total Receipts.....	33	-	29	422	4,491	86
DISBURSEMENTS:						
Local Assistance Grants (*):						
Education.....	382	-	-	1,310	-	-
Environment and Recreation.....	-	-	-	-	-	-
General Government.....	-	-	-	-	-	-
Public Health:						
Medicaid.....	-	-	-	-	-	-
Other Public Health.....	-	-	-	-	-	-
Public Safety.....	-	-	-	-	-	-
Public Welfare.....	-	-	-	-	-	-
Support and Regulate Business.....	-	-	-	-	-	-
Transportation.....	-	-	-	-	-	-
Total Local Assistance Grants.....	382	-	-	1,310	-	-
Departmental Operations:						
Personal Service.....	-	-	-	-	-	343
Non-Personal Service.....	-	-	-	5,089	5,841	50
General State Charges.....	-	-	-	-	-	226
Total Disbursements.....	382	-	-	6,399	5,841	619
Excess (Deficiency) of Receipts over Disbursements.....	(349)	-	29	(5,977)	(1,350)	(533)
OTHER FINANCING SOURCES (USES):						
Transfers from Other Funds.....	-	-	-	4,837	-	600
Transfers to Other Funds (*).....	-	-	-	-	-	(48)
Total Other Financing Sources (Uses).....	-	-	-	4,837	-	552
Excess (Deficiency) of Receipts and Other Financing Sources over Disbursements and Other Financing Uses.....	(349)	-	29	(1,140)	(1,350)	19
Fund Balances (Deficits) at April 1.....	686	-	126	9,404	2,118	253
Fund Balances (Deficits) at March 31.....	\$ 337	\$ -	\$ 155	\$ 8,264	\$ 768	\$ 272

(*) See Accompanying Notes

STATE OF NEW YORK
SPECIAL REVENUE FUNDS - STATE
COMBINING STATEMENT OF CASH RECEIPTS,
DISBURSEMENTS AND CHANGES IN FUND BALANCES
FISCAL YEAR ENDED MARCH 31, 2025
(amounts in thousands)

EXHIBIT A-2
(continued)

	CLEAN AIR (21450-21499)	COMBINED EXPENDABLE TRUST (20100-20299)	COMBINED NON- EXPENDABLE TRUST (21650-21699)	COMBINED STUDENT LOAN (20950-20999)	COMMERCIAL GAMING REVENUE (23700-23749)	CONSERVATION (21150-21199)
RECEIPTS:						
Personal Income Tax (*).....	\$ -	\$ -	\$ -	\$ -	\$ -	\$ -
Consumption/Use Taxes.....	-	-	-	-	-	-
Business Taxes.....	-	-	-	-	-	-
Other Taxes.....	-	-	-	-	-	-
Miscellaneous Receipts.....	23,169	12,399	16	16,119	177,725	49,888
Federal Receipts.....	-	71	-	(12,522)	-	-
Total Receipts.....	23,169	12,470	16	3,597	177,725	49,888
DISBURSEMENTS:						
Local Assistance Grants (*):						
Education.....	-	3	-	-	121,900	-
Environment and Recreation.....	-	-	-	-	-	-
General Government.....	-	-	2	-	33,033	-
Public Health:						
Medicaid.....	-	-	-	-	-	-
Other Public Health.....	-	1,692	-	-	5,864	-
Public Safety.....	-	2,938	-	-	-	-
Public Welfare.....	-	1,144	-	-	-	-
Support and Regulate Business.....	-	-	-	-	-	-
Transportation.....	-	-	-	-	-	-
Total Local Assistance Grants.....	-	5,777	2	-	160,797	-
Departmental Operations:						
Personal Service.....	18,730	563	-	-	2,906	18,808
Non-Personal Service.....	4,942	4,954	-	3,795	1,518	6,675
General State Charges.....	12,186	177	-	-	1,868	12,301
Total Disbursements.....	35,858	11,471	2	3,795	167,089	37,784
Excess (Deficiency) of Receipts over Disbursements.....	(12,689)	999	14	(198)	10,636	12,104
OTHER FINANCING SOURCES (USES):						
Transfers from Other Funds.....	-	1,316	-	-	-	4,977
Transfers to Other Funds (*).....	-	-	-	-	-	(1,835)
Total Other Financing Sources (Uses).....	-	1,316	-	-	-	3,142
Excess (Deficiency) of Receipts and Other Financing Sources over Disbursements and Other Financing Uses.....	(12,689)	2,315	14	(198)	10,636	15,246
Fund Balances (Deficits) at April 1.....	(36,609)	64,412	501	10,713	5,980	120,961
Fund Balances (Deficits) at March 31.....	\$ (49,298)	\$ 66,727	\$ 515	\$ 10,515	\$ 16,616	\$ 136,207

(*) See Accompanying Notes

STATE OF NEW YORK
SPECIAL REVENUE FUNDS - STATE
COMBINING STATEMENT OF CASH RECEIPTS,
DISBURSEMENTS AND CHANGES IN FUND BALANCES
FISCAL YEAR ENDED MARCH 31, 2025
(amounts in thousands)

EXHIBIT A-2
(continued)

	COURT FACILITIES INCENTIVE AID (22500-22549)	DEDICATED MASS TRANSPORTATION TRUST (20850-20899)	DEDICATED MISCELLANEOUS STATE SPECIAL REVENUE (23800-23899)	DRINKING WATER PROGRAM MANAGEMENT AND ADMINISTRATION (23100-23149)	EMPLOYMENT TRAINING (22550-22599)	ENCON SPECIAL REVENUE (21050-21149)
RECEIPTS:						
Personal Income Tax (*).....	\$ -	\$ -	\$ -	\$ -	\$ -	\$ -
Consumption/Use Taxes	-	103,626	1,943	-	-	-
Business Taxes.....	-	343,319	-	-	-	-
Other Taxes.....	-	-	-	-	-	-
Miscellaneous Receipts.....	1,934	140,715	105,985	-	3	81,647
Federal Receipts.....	-	-	-	-	-	-
Total Receipts.....	1,934	587,660	107,928	-	3	81,647
DISBURSEMENTS:						
Local Assistance Grants (*):						
Education.....	-	-	243	-	-	-
Environment and Recreation.....	-	-	-	-	-	-
General Government.....	124,342	-	-	-	-	-
Public Health:						
Medicaid.....	-	-	-	-	-	-
Other Public Health.....	-	-	70,556	-	-	-
Public Safety.....	-	-	-	-	-	-
Public Welfare.....	-	-	-	-	-	-
Support and Regulate Business.....	-	-	-	-	-	-
Transportation.....	-	646,414	-	-	-	-
Total Local Assistance Grants.....	124,342	646,414	70,799	-	-	-
Departmental Operations:						
Personal Service.....	1,943	-	949	-	-	53,732
Non-Personal Service.....	2	-	1,415	-	-	18,993
General State Charges.....	921	-	636	-	-	26,033
Total Disbursements.....	127,208	646,414	73,799	-	-	98,758
Excess (Deficiency) of Receipts over Disbursements.....	(125,274)	(58,754)	34,129	-	3	(17,111)
OTHER FINANCING SOURCES (USES):						
Transfers from Other Funds.....	125,810	66,264	-	-	-	21,812
Transfers to Other Funds (*).....	-	(300)	(86)	-	-	(20,180)
Total Other Financing Sources (Uses).....	125,810	65,964	(86)	-	-	1,632
Excess (Deficiency) of Receipts and Other Financing Sources over Disbursements and Other Financing Uses.....	536	7,210	34,043	-	3	(15,479)
Fund Balances (Deficits) at April 1.....	7,251	86,764	300,282	1	57	23,107
Fund Balances (Deficits) at March 31.....	\$ 7,787	\$ 93,974	\$ 334,325	\$ 1	\$ 60	\$ 7,628

(*) See Accompanying Notes

STATE OF NEW YORK
SPECIAL REVENUE FUNDS - STATE
COMBINING STATEMENT OF CASH RECEIPTS,
DISBURSEMENTS AND CHANGES IN FUND BALANCES
FISCAL YEAR ENDED MARCH 31, 2025
(amounts in thousands)

EXHIBIT A-2
(continued)

	ENVIRONMENTAL PROTECTION AND OIL SPILL COMPENSATION (21200-21249)	EQUIPMENT LOAN FUND FOR THE DISABLED (21350-21399)	FEDERAL REVENUE MAXIMIZATION CONTRACT (22900-22949)	HEALTH CARE REFORM ACT RESOURCES (20800-20849)	HEALTH CARE TRANSFORMATION (24850-24899)	HOUSING DEVELOPMENT (22950-22999)
RECEIPTS:						
Personal Income Tax (*).....	\$ -	\$ -	\$ -	\$ -	\$ -	\$ -
Consumption/Use Taxes	-	-	-	574,043	-	-
Business Taxes.....	-	-	-	-	-	-
Other Taxes.....	-	-	-	-	-	-
Miscellaneous Receipts.....	43,584	40	1	7,078,540	20,486	169
Federal Receipts.....	-	-	-	-	-	-
Total Receipts.....	43,584	40	1	7,652,583	20,486	169
DISBURSEMENTS:						
Local Assistance Grants (*):						
Education.....	-	-	-	-	-	-
Environment and Recreation.....	-	-	-	-	-	-
General Government.....	-	-	-	-	-	-
Public Health:						
Medicaid.....	-	-	-	5,550,652	-	-
Other Public Health.....	-	-	-	1,956,643	-	-
Public Safety.....	-	-	-	-	-	-
Public Welfare.....	-	-	-	-	-	387
Support and Regulate Business.....	-	-	-	-	-	-
Transportation.....	-	-	-	-	-	-
Total Local Assistance Grants.....	-	-	-	7,507,295	-	387
Departmental Operations:						
Personal Service.....	10,714	-	-	13,912	-	-
Non-Personal Service.....	1,173	12	-	58,398	-	-
General State Charges.....	6,922	-	-	9,065	-	-
Total Disbursements.....	18,809	12	-	7,588,670	-	387
Excess (Deficiency) of Receipts over Disbursements.....	24,775	28	1	63,913	20,486	(218)
OTHER FINANCING SOURCES (USES):						
Transfers from Other Funds.....	7,303	-	-	-	125,000	-
Transfers to Other Funds (*).....	(32,475)	-	-	(104,843)	(250,000)	-
Total Other Financing Sources (Uses).....	(25,172)	-	-	(104,843)	(125,000)	-
Excess (Deficiency) of Receipts and Other Financing Sources over Disbursements and Other Financing Uses.....	(397)	28	1	(40,930)	(104,514)	(218)
Fund Balances (Deficits) at April 1.....	2,775	546	26	55,428	375,000	3,936
Fund Balances (Deficits) at March 31.....	\$ 2,378	\$ 574	\$ 27	\$ 14,498	\$ 270,486	\$ 3,718

(*) See Accompanying Notes

STATE OF NEW YORK
SPECIAL REVENUE FUNDS - STATE
COMBINING STATEMENT OF CASH RECEIPTS,
DISBURSEMENTS AND CHANGES IN FUND BALANCES
FISCAL YEAR ENDED MARCH 31, 2025
(amounts in thousands)

EXHIBIT A-2
(continued)

	INDIGENT LEGAL SERVICES (23550-23599)	INTERACTIVE FANTASY SPORTS (24950-24954)	JUDICIARY DATA PROCESSING OFFSET (23200-23249)	LAKE GEORGE PARK TRUST (22750-22799)	LAWYERS' FUND FOR CLIENT PROTECTION (21300-21349)	LEGISLATIVE COMPUTER SERVICES (21550-21599)
RECEIPTS:						
Personal Income Tax (*).....	\$ -	\$ -	\$ -	\$ -	\$ -	\$ -
Consumption/Use Taxes	-	-	-	-	-	-
Business Taxes.....	-	-	-	-	-	-
Other Taxes.....	-	-	-	-	-	-
Miscellaneous Receipts.....	348,560	6,446	71,119	2,011	10,160	2,052
Federal Receipts.....	-	-	-	-	-	-
Total Receipts.....	348,560	6,446	71,119	2,011	10,160	2,052
DISBURSEMENTS:						
Local Assistance Grants (*):						
Education.....	-	-	-	-	-	-
Environment and Recreation.....	-	-	-	-	-	-
General Government.....	-	-	-	-	-	-
Public Health:						
Medicaid.....	-	-	-	-	-	-
Other Public Health.....	-	-	-	-	-	-
Public Safety.....	272,580	-	-	-	-	-
Public Welfare.....	-	-	-	-	-	-
Support and Regulate Business.....	-	-	-	-	-	-
Transportation.....	-	-	-	-	-	-
Total Local Assistance Grants.....	272,580	-	-	-	-	-
Departmental Operations:						
Personal Service.....	5,033	95	41,488	1,215	713	-
Non-Personal Service.....	25,733	27	15,033	354	11,878	1,539
General State Charges.....	3,260	46	24,351	621	270	-
Total Disbursements.....	306,606	168	80,872	2,190	12,861	1,539
Excess (Deficiency) of Receipts over Disbursements.....	41,954	6,278	(9,753)	(179)	(2,701)	513
OTHER FINANCING SOURCES (USES):						
Transfers from Other Funds.....	-	-	-	-	-	-
Transfers to Other Funds (*).....	(80,062)	(46,000)	-	-	-	-
Total Other Financing Sources (Uses).....	(80,062)	(46,000)	-	-	-	-
Excess (Deficiency) of Receipts and Other Financing Sources over Disbursements and Other Financing Uses.....	(38,108)	(39,722)	(9,753)	(179)	(2,701)	513
Fund Balances (Deficits) at April 1.....	940,506	42,413	26,586	457	15,025	14,100
Fund Balances (Deficits) at March 31.....	\$ 902,398	\$ 2,691	\$ 16,833	\$ 278	\$ 12,324	\$ 14,613

(*) See Accompanying Notes

STATE OF NEW YORK
SPECIAL REVENUE FUNDS - STATE
COMBINING STATEMENT OF CASH RECEIPTS,
DISBURSEMENTS AND CHANGES IN FUND BALANCES
FISCAL YEAR ENDED MARCH 31, 2025
(amounts in thousands)

EXHIBIT A-2
(continued)

	LOCAL GOVERNMENT RECORDS MANAGEMENT IMPROVEMENT (20500-20549)	MASS TRANSPORTATION OPERATING ASSISTANCE (21400-21449)	MEDICAL CANNABIS TRUST (23750-23799)	MENTAL HEALTH GIFTS AND DONATIONS (20000-20099)	MISCELLANEOUS STATE SPECIAL REVENUE (21900-22499)	MOBILE SPORTS WAGERING (24955-24959)
RECEIPTS:						
Personal Income Tax (*).....	\$ -	\$ -	\$ -	\$ -	\$ -	\$ -
Consumption/Use Taxes	-	1,347,400	3,091	-	-	-
Business Taxes.....	-	2,474,004	-	-	-	-
Other Taxes.....	-	-	-	-	-	-
Miscellaneous Receipts.....	7,934	62,762	(1,406)	63	3,497,902	1,118,338
Federal Receipts.....	-	-	-	-	462	-
Total Receipts.....	7,934	3,884,166	1,685	63	3,498,364	1,118,338
DISBURSEMENTS:						
Local Assistance Grants (*):						
Education.....	6,228	-	-	-	100	1,039,800
Environment and Recreation.....	-	-	-	-	5,744	-
General Government.....	-	-	3,222	-	101,590	-
Public Health:						
Medicaid.....	-	-	-	-	1,217,834	-
Other Public Health.....	-	-	-	-	29,825	-
Public Safety.....	-	-	-	-	115,213	-
Public Welfare.....	-	-	-	-	1,500	-
Support and Regulate Business.....	-	-	-	-	71,559	-
Transportation.....	-	3,825,432	-	-	-	-
Total Local Assistance Grants.....	6,228	3,825,432	3,222	-	1,543,365	1,039,800
Departmental Operations:						
Personal Service.....	1,872	2,915	2,108	-	1,005,177	-
Non-Personal Service.....	151	244	2,033	37	649,944	-
General State Charges.....	1,236	1,973	1,371	-	445,524	-
Total Disbursements.....	9,487	3,830,564	8,734	37	3,644,010	1,039,800
Excess (Deficiency) of Receipts over Disbursements.....	(1,553)	53,602	(7,049)	26	(145,646)	78,538
OTHER FINANCING SOURCES (USES):						
Transfers from Other Funds.....	-	44,996	6,550	-	899,228	-
Transfers to Other Funds (*).....	(607)	(1,100)	(638)	-	(131,743)	-
Total Other Financing Sources (Uses).....	(607)	43,896	5,912	-	767,485	-
Excess (Deficiency) of Receipts and Other Financing Sources over Disbursements and Other Financing Uses.....	(2,160)	97,498	(1,137)	26	621,839	78,538
Fund Balances (Deficits) at April 1.....	8,642	1,072,259	13,273	877	2,574,024	201,840
Fund Balances (Deficits) at March 31.....	\$ 6,482	\$ 1,169,757	\$ 12,136	\$ 903	\$ 3,195,863	\$ 280,378

(*) See Accompanying Notes

STATE OF NEW YORK
SPECIAL REVENUE FUNDS - STATE
COMBINING STATEMENT OF CASH RECEIPTS,
DISBURSEMENTS AND CHANGES IN FUND BALANCES
FISCAL YEAR ENDED MARCH 31, 2025
(amounts in thousands)

EXHIBIT A-2
(continued)

	MTA FINANCIAL ASSISTANCE (23650-23699)	MUSICAL INSTRUMENT REVOLVING (21750-21799)	NEW YORK CITY COUNTY CLERKS' OPERATIONS OFFSET (23150-23199)	NEW YORK GREAT LAKES PROTECTION (22850-22899)	NEW YORK INTEREST ON LAWYER ACCOUNT (20300-20349)	NEW YORK STATE ARCHIVES PARTNERSHIP TRUST (20350-20399)
RECEIPTS:						
Personal Income Tax (*).....	\$ -	\$ -	\$ -	\$ -	\$ -	\$ -
Consumption/Use Taxes	-	-	-	-	-	-
Business Taxes.....	-	-	-	-	-	-
Other Taxes.....	-	-	-	-	-	-
Miscellaneous Receipts.....	7,188	-	33,655	227	256,814	203
Federal Receipts.....	-	-	-	-	-	-
Total Receipts.....	7,188	-	33,655	227	256,814	203
DISBURSEMENTS:						
Local Assistance Grants (*):						
Education.....	-	-	-	-	-	-
Environment and Recreation.....	-	-	-	-	-	-
General Government.....	-	-	-	-	-	-
Public Health:						
Medicaid.....	-	-	-	-	-	-
Other Public Health.....	-	-	-	-	-	-
Public Safety.....	-	-	-	-	41,288	-
Public Welfare.....	-	-	-	-	21,203	-
Support and Regulate Business.....	-	-	-	-	-	-
Transportation.....	400,341	-	-	-	-	-
Total Local Assistance Grants.....	400,341	-	-	-	62,491	-
Departmental Operations:						
Personal Service.....	-	-	23,946	122	845	278
Non-Personal Service.....	-	-	1,333	8	636	30
General State Charges.....	-	-	12,658	80	538	181
Total Disbursements.....	400,341	-	37,937	210	64,510	489
Excess (Deficiency) of Receipts over Disbursements.....	(393,153)	-	(4,282)	17	192,304	(286)
OTHER FINANCING SOURCES (USES):						
Transfers from Other Funds.....	400,341	-	3,097	-	-	300
Transfers to Other Funds (*).....	-	-	-	-	-	(19)
Total Other Financing Sources (Uses).....	400,341	-	3,097	-	-	281
Excess (Deficiency) of Receipts and Other Financing Sources over Disbursements and Other Financing Uses.....	7,188	-	(1,185)	17	192,304	(5)
Fund Balances (Deficits) at April 1.....	125,290	-	(29,296)	418	413,163	(2)
Fund Balances (Deficits) at March 31.....	\$ 132,478	\$ -	\$ (30,481)	\$ 435	\$ 605,467	\$ (7)

(*) See Accompanying Notes

STATE OF NEW YORK
SPECIAL REVENUE FUNDS - STATE
COMBINING STATEMENT OF CASH RECEIPTS,
DISBURSEMENTS AND CHANGES IN FUND BALANCES
FISCAL YEAR ENDED MARCH 31, 2025
(amounts in thousands)

EXHIBIT A-2
(continued)

	NEW YORK STATE CANNABIS REVENUE (24800-24849)	NYS DOT HIGHWAY SAFETY PROGRAM (23000-23049)	NEW YORK STATE INFRASTRUCTURE TRUST (21500-21549)	NOT-FOR-PROFIT SHORT-TERM REVOLVING LOAN (20650-20699)	SCHOOL TAX RELIEF (20550-20599)	SEWAGE TREATMENT PROGRAM MANAGEMENT AND ADMINISTRATION (21000-21049)
RECEIPTS:						
Personal Income Tax (*).....	\$ -	\$ -	\$ -	\$ -	\$ 1,448,470	\$ -
Consumption/Use Taxes	126,010	-	-	-	-	-
Business Taxes.....	-	-	-	-	-	-
Other Taxes.....	-	-	-	-	-	-
Miscellaneous Receipts.....	8,909	609	4	-	-	-
Federal Receipts.....	-	-	-	-	-	-
Total Receipts.....	134,919	609	4	-	1,448,470	-
DISBURSEMENTS:						
Local Assistance Grants (*):						
Education.....	-	-	-	-	1,448,470	-
Environment and Recreation.....	-	-	-	-	-	-
General Government.....	-	-	-	-	-	-
Public Health:						
Medicaid.....	-	-	-	-	-	-
Other Public Health.....	-	-	-	-	-	-
Public Safety.....	-	-	-	-	-	-
Public Welfare.....	-	-	-	-	-	-
Support and Regulate Business.....	-	-	-	-	-	-
Transportation.....	-	-	-	-	-	-
Total Local Assistance Grants.....	-	-	-	-	1,448,470	-
Departmental Operations:						
Personal Service.....	17,476	2,731	-	-	-	263
Non-Personal Service.....	25,648	189	-	-	-	-
General State Charges.....	11,286	-	-	-	-	164
Total Disbursements.....	54,410	2,920	-	-	1,448,470	427
Excess (Deficiency) of Receipts over Disbursements.....	80,509	(2,311)	4	-	-	(427)
OTHER FINANCING SOURCES (USES):						
Transfers from Other Funds.....	-	-	-	-	-	-
Transfers to Other Funds (*).....	(50,344)	-	-	-	-	-
Total Other Financing Sources (Uses).....	(50,344)	-	-	-	-	-
Excess (Deficiency) of Receipts and Other Financing Sources over Disbursements and Other Financing Uses.....	30,165	(2,311)	4	-	-	(427)
Fund Balances (Deficits) at April 1.....	1,231	(23,623)	77	-	-	290
Fund Balances (Deficits) at March 31.....	\$ 31,396	\$ (25,934)	\$ 81	\$ -	\$ -	\$ (137)

(*) See Accompanying Notes

STATE OF NEW YORK
SPECIAL REVENUE FUNDS - STATE
COMBINING STATEMENT OF CASH RECEIPTS,
DISBURSEMENTS AND CHANGES IN FUND BALANCES
FISCAL YEAR ENDED MARCH 31, 2025
(amounts in thousands)

EXHIBIT A-2
(continued)

	STATE LOTTERY (20900-20949)	STATE POLICE MOTOR VEHICLE LAW ENFORCEMENT AND MOTOR VEHICLE THEFT AND INSURANCE FRAUD PREVENTION (22800-22849)	STATE UNIVERSITY DORMITORY INCOME (40350-40399)	STATE UNIVERSITY INCOME (22650-22699)	TRAINING AND EDUCATION PROGRAM ON OCCUPATIONAL SAFETY AND HEALTH (21250-21299)	TUITION REIMBURSEMENT (20450-20499)
RECEIPTS:						
Personal Income Tax (*).....	\$ -	\$ -	\$ -	\$ -	\$ -	\$ -
Consumption/Use Taxes	-	-	-	-	-	-
Business Taxes.....	-	-	-	-	-	-
Other Taxes.....	-	-	-	-	-	-
Miscellaneous Receipts.....	3,577,782	119,431	333,434	5,617,517	57,240	4,982
Federal Receipts.....	-	-	-	-	-	-
Total Receipts.....	3,577,782	119,431	333,434	5,617,517	57,240	4,982
DISBURSEMENTS:						
Local Assistance Grants (*):						
Education.....	3,902,991	-	-	-	-	-
Environment and Recreation.....	-	-	-	-	-	-
General Government.....	-	-	-	-	-	-
Public Health:						
Medicaid.....	-	-	-	-	-	-
Other Public Health.....	-	-	-	-	-	-
Public Safety.....	-	3,163	-	-	-	-
Public Welfare.....	-	-	-	-	-	-
Support and Regulate Business.....	-	-	-	-	-	-
Transportation.....	-	-	-	-	-	-
Total Local Assistance Grants.....	3,902,991	3,163	-	-	-	-
Departmental Operations:						
Personal Service.....	15,927	4,043	-	4,854,722	25,494	1,979
Non-Personal Service.....	9,190	3,797	-	2,816,652	10,544	655
General State Charges.....	10,279	-	-	543,831	16,657	1,318
Total Disbursements.....	3,938,387	11,003	-	8,215,205	52,695	3,952
Excess (Deficiency) of Receipts over Disbursements.....	(360,605)	108,428	333,434	(2,597,688)	4,545	1,030
OTHER FINANCING SOURCES (USES):						
Transfers from Other Funds.....	46,000	-	-	2,807,138	-	-
Transfers to Other Funds (*).....	(6,864)	-	(373,429)	(148,378)	(3,078)	(319)
Total Other Financing Sources (Uses).....	39,136	-	(373,429)	2,658,760	(3,078)	(319)
Excess (Deficiency) of Receipts and Other Financing Sources over Disbursements and Other Financing Uses.....	(321,469)	108,428	(39,995)	61,072	1,467	711
Fund Balances (Deficits) at April 1.....	753,873	101,060	378,797	1,907,934	4,171	12,026
Fund Balances (Deficits) at March 31.....	\$ 432,404	\$ 209,488	\$ 338,802	\$ 1,969,006	\$ 5,638	\$ 12,737

(*) See Accompanying Notes

STATE OF NEW YORK
SPECIAL REVENUE FUNDS - STATE
COMBINING STATEMENT OF CASH RECEIPTS,
DISBURSEMENTS AND CHANGES IN FUND BALANCES
FISCAL YEAR ENDED MARCH 31, 2025
(amounts in thousands)

EXHIBIT A-2
(continued)

	UNEMPLOYMENT INSURANCE INTEREST AND PENALTY (23600-23649)	US OLYMPIC COMMITTEE/ LAKE PLACID OLYMPIC TRAINING (23500-23549)	VOCATIONAL REHABILITATION (23050-23099)	WINTER SPORTS EDUCATION TRUST (21700-21749)	ELIMINATIONS (*)	STATE COMBINED TOTALS	
						2024-25	2023-24
RECEIPTS:							
Personal Income Tax (*).....	\$ -	\$ -	\$ -	\$ -	\$ -	\$ 1,448,470	\$ 1,607,753
Consumption/Use Taxes.....	-	-	-	-	-	2,156,113	2,062,850
Business Taxes.....	-	-	-	-	-	2,817,323	2,653,017
Other Taxes.....	-	-	-	-	-	-	-
Miscellaneous Receipts.....	19,187	39	61	-	-	22,920,704	22,309,798
Federal Receipts.....	-	-	-	-	-	(11,989)	(11,388)
Total Receipts.....	19,187	39	61	-	-	29,330,621	28,622,030
DISBURSEMENTS:							
Local Assistance Grants (*):							
Education.....	-	-	-	-	-	6,521,427	6,152,821
Environment and Recreation.....	-	-	-	-	-	5,744	5,290
General Government.....	-	-	-	-	-	262,189	239,663
Public Health:							
Medicaid.....	-	-	-	-	-	6,768,486	7,189,011
Other Public Health.....	-	-	-	-	-	2,064,580	1,342,494
Public Safety.....	-	-	-	-	-	435,182	357,490
Public Welfare.....	-	-	-	-	-	24,234	5,654
Support and Regulate Business.....	-	-	-	-	-	71,559	77,064
Transportation.....	-	-	-	-	-	4,872,187	4,712,736
Total Local Assistance Grants.....	-	-	-	-	-	21,025,588	20,082,223
Departmental Operations:							
Personal Service.....	7	-	-	-	-	6,131,049	5,751,873
Non-Personal Service.....	649	-	-	-	-	3,689,161	3,477,159
General State Charges.....	5	-	-	-	-	1,145,984	1,045,433
Total Disbursements.....	661	-	-	-	-	31,991,782	30,356,688
Excess (Deficiency) of Receipts over Disbursements.....	18,526	39	61	-	-	(2,661,161)	(1,734,658)
OTHER FINANCING SOURCES (USES):							
Transfers from Other Funds.....	-	-	-	-	(319,777)	4,245,792	3,467,421
Transfers to Other Funds (*).....	(5,164)	-	-	-	319,777	(937,735)	(1,204,770)
Total Other Financing Sources (Uses).....	(5,164)	-	-	-	-	3,308,057	2,262,651
Excess (Deficiency) of Receipts and Other Financing Sources over Disbursements and Other Financing Uses.....	13,362	39	61	-	-	646,896	527,993
Fund Balances (Deficits) at April 1.....	52,217	329	107	-	-	9,641,782	9,113,789
Fund Balances (Deficits) at March 31.....	\$ 65,579	\$ 368	\$ 168	\$ -	\$ -	\$ 10,288,678	\$ 9,641,782

(*) See Accompanying Notes

STATE OF NEW YORK
SPECIAL REVENUE FUNDS - FEDERAL
COMBINING STATEMENT OF CASH RECEIPTS,
DISBURSEMENTS AND CHANGES IN FUND BALANCES
FISCAL YEAR ENDED MARCH 31, 2025
(amounts in thousands)

EXHIBIT A-2
(continued)

	FEDERAL EDUCATION (25200-25249)	FEDERAL EMPLOYMENT AND TRAINING GRANTS (26000-26049)	FEDERAL HEALTH AND HUMAN SERVICES (25100-25199)	FEDERAL MISCELLANEOUS OPERATING GRANTS (25300-25899, 25951)
RECEIPTS:				
Miscellaneous Receipts.....	\$ -	\$ 1	\$ 466,602	\$ 202,553
Federal Receipts.....	7,854,677	237,513	77,066,410	1,470,581
Total Receipts.....	7,854,677	237,514	77,533,012	1,673,134
DISBURSEMENTS:				
Local Assistance Grants (*):				
Education.....	7,095,487	-	100	1,040
Environment and Recreation.....	-	-	-	3,334
General Government.....	-	-	63,793	1,367
Public Health:				
Medicaid.....	-	-	52,148,486	-
Other Public Health.....	8,992	-	14,935,524	5,317
Public Safety.....	-	-	-	4,191,520
Public Welfare.....	-	173,044	4,803,703	123,038
Support and Regulate Business.....	-	-	-	8,528
Transportation.....	-	-	-	96,589
Total Local Assistance Grants.....	7,104,479	173,044	71,951,606	4,430,733
Departmental Operations:				
Personal Service	115,830	20,127	297,533	133,733
Non-Personal Service.....	552,277	24,791	1,387,026	639,262
General State Charges.....	61,692	12,587	137,193	65,607
Total Disbursements.....	7,834,278	230,549	73,773,358	5,269,335
Excess (Deficiency) of Receipts over Disbursements.....	20,399	6,965	3,759,654	(3,596,201)
OTHER FINANCING SOURCES (USES):				
Transfers from Other Funds.....	-	-	-	-
Transfers to Other Funds (*).....	(11,660)	(2,586)	(3,252,923)	(280,724)
Total Other Financing Sources (Uses).....	(11,660)	(2,586)	(3,252,923)	(280,724)
Excess (Deficiency) of Receipts and Other Financing Sources over Disbursements and Other Financing Uses.....	8,739	4,379	506,731	(3,876,925)
Fund Balances (Deficits) at April 1.....	(65,343)	(10,323)	7,003,188	4,161,074
Fund Balances (Deficits) at March 31.....	\$ (56,604)	\$ (5,944)	\$ 7,509,919	\$ 284,149

(*) See Accompanying Notes

STATE OF NEW YORK
SPECIAL REVENUE FUNDS - FEDERAL
COMBINING STATEMENT OF CASH RECEIPTS,
DISBURSEMENTS AND CHANGES IN FUND BALANCES
FISCAL YEAR ENDED MARCH 31, 2025
(amounts in thousands)

EXHIBIT A-2
(continued)

	FEDERAL USDA/FOOD AND NUTRITION SERVICES (25000-25099)	UNEMPLOYMENT INSURANCE ADMINISTRATION (25900-25949)	UNEMPLOYMENT INSURANCE OCCUPATIONAL TRAINING (25950, 25952-25999)	FEDERAL COMBINED TOTALS	
				2024-25	2023-24
RECEIPTS:					
Miscellaneous Receipts.....	\$ 105,782	\$ 108,080	\$ -	\$ 883,018	\$ 1,121,248
Federal Receipts.....	3,283,651	331,507	273	90,244,612	89,233,966
Total Receipts.....	3,389,433	439,587	273	91,127,630	90,355,214
DISBURSEMENTS:					
Local Assistance Grants (*):					
Education.....	1,589,753	-	-	8,686,380	8,474,499
Environment and Recreation.....	-	-	-	3,334	915
General Government.....	-	-	-	65,160	64,114
Public Health:					
Medicaid.....	-	-	-	52,148,486	56,382,424
Other Public Health.....	930,255	-	-	15,880,088	12,209,791
Public Safety.....	-	-	-	4,191,520	4,384,310
Public Welfare.....	637,610	634	183	5,738,212	6,201,985
Support and Regulate Business.....	-	-	-	8,528	162,452
Transportation.....	-	-	-	96,589	58,095
Total Local Assistance Grants.....	3,157,618	634	183	86,818,297	87,938,585
Departmental Operations:					
Personal Service	41,368	185,507	-	794,098	777,128
Non-Personal Service.....	80,315	128,468	-	2,812,139	2,558,083
General State Charges.....	24,511	116,790	-	418,380	412,127
Total Disbursements.....	3,303,812	431,399	183	90,842,914	91,685,923
Excess (Deficiency) of Receipts over Disbursements.....	85,621	8,188	90	284,716	(1,330,709)
OTHER FINANCING SOURCES (USES):					
Transfers from Other Funds.....	1,485	-	-	1,485	-
Transfers to Other Funds (*).....	(30,556)	(30,309)	-	(3,608,758)	(2,342,634)
Total Other Financing Sources (Uses).....	(29,071)	(30,309)	-	(3,607,273)	(2,342,634)
Excess (Deficiency) of Receipts and Other Financing Sources over Disbursements and Other Financing Uses.....	56,550	(22,121)	90	(3,322,557)	(3,673,343)
Fund Balances (Deficits) at April 1.....	(73,031)	138,005	(510)	11,153,060	14,826,403
Fund Balances (Deficits) at March 31.....	\$ (16,481)	\$ 115,884	\$ (420)	\$ 7,830,503	\$ 11,153,060

(*) See Accompanying Notes

STATE OF NEW YORK
SPECIAL REVENUE FUNDS - STATE AND FEDERAL
COMBINING STATEMENT OF CASH RECEIPTS,
DISBURSEMENTS AND CHANGES IN FUND BALANCES
FISCAL YEAR ENDED MARCH 31, 2025
(amounts in thousands)

EXHIBIT A-2
(continued)

	STATE SPECIAL REVENUE	FEDERAL SPECIAL REVENUE	ELIMINATIONS (*)	COMBINED TOTALS	
				2024-25	2023-24
RECEIPTS:					
Personal Income Tax (*).....	\$ 1,448,470	\$ -	\$ -	\$ 1,448,470	\$ 1,607,753
Consumption/Use Taxes.....	2,156,113	-	-	2,156,113	2,062,850
Business Taxes.....	2,817,323	-	-	2,817,323	2,653,017
Other Taxes.....	-	-	-	-	-
Miscellaneous Receipts.....	22,920,704	883,018	-	23,803,722	23,431,046
Federal Receipts.....	(11,989)	90,244,612	-	90,232,623	89,222,578
Total Receipts.....	29,330,621	91,127,630	-	120,458,251	118,977,244
DISBURSEMENTS:					
Local Assistance Grants (*):					
Education.....	6,521,427	8,686,380	-	15,207,807	14,627,320
Environment and Recreation.....	5,744	3,334	-	9,078	6,205
General Government.....	262,189	65,160	-	327,349	303,777
Public Health:					
Medicaid.....	6,768,486	52,148,486	-	58,916,972	63,571,435
Other Public Health.....	2,064,580	15,880,088	-	17,944,668	13,552,285
Public Safety.....	435,182	4,191,520	-	4,626,702	4,741,800
Public Welfare.....	24,234	5,738,212	-	5,762,446	6,207,639
Support and Regulate Business.....	71,559	8,528	-	80,087	239,516
Transportation.....	4,872,187	96,589	-	4,968,776	4,770,831
Total Local Assistance Grants.....	21,025,588	86,818,297	-	107,843,885	108,020,808
Departmental Operations:					
Personal Service.....	6,131,049	794,098	-	6,925,147	6,529,001
Non-Personal Service.....	3,689,161	2,812,139	-	6,501,300	6,035,242
General State Charges.....	1,145,984	418,380	-	1,564,364	1,457,560
Total Disbursements.....	31,991,782	90,842,914	-	122,834,696	122,042,611
Excess (Deficiency) of Receipts over Disbursements.....	(2,661,161)	284,716	-	(2,376,445)	(3,065,367)
OTHER FINANCING SOURCES (USES):					
Transfers from Other Funds.....	4,245,792	1,485	(609,406)	3,637,871	2,967,437
Transfers to Other Funds (*).....	(937,735)	(3,608,758)	609,406	(3,937,087)	(3,047,420)
Total Other Financing Sources (Uses).....	3,308,057	(3,607,273)	-	(299,216)	(79,983)
Excess (Deficiency) of Receipts and Other Financing Sources over Disbursements and Other Financing Uses.....	646,896	(3,322,557)	-	(2,675,661)	(3,145,350)
Fund Balances (Deficits) at April 1.....	9,641,782	11,153,060	-	20,794,842	23,940,192
Fund Balances (Deficits) at March 31.....	\$ 10,288,678	\$ 7,830,503	\$ -	\$ 18,119,181	\$ 20,794,842

(*) See Accompanying Notes

STATE OF NEW YORK
DEBT SERVICE FUNDS
COMBINING STATEMENT OF CASH RECEIPTS,
DISBURSEMENTS AND CHANGES IN FUND BALANCES
FISCAL YEAR ENDED MARCH 31, 2025
(amounts in thousands)

EXHIBIT A-3

	CLEAN WATER/ CLEAN AIR (40400-40449)	DEBT REDUCTION RESERVE (40000-40049)	DEPARTMENT OF HEALTH INCOME (40300-40349)	GENERAL DEBT SERVICE (40150-40199)
RECEIPTS:				
Personal Income Tax (*).....	\$ -	\$ -	\$ -	\$ 30,600,866
Consumption/Use Taxes (*).....	-	-	-	9,514,738
Business Taxes.....	-	-	-	8,890,429
Other Taxes.....	1,000,491	-	-	7,494
Miscellaneous Receipts.....	-	-	93,375	-
Federal Receipts.....	-	-	-	44,851
Total Receipts.....	1,000,491	-	93,375	49,058,378
DISBURSEMENTS:				
Departmental Operations:				
Non-Personal Service.....	-	-	1,715	38,139
Debt Service, Including Payments on Financing Arrangements.....	-	-	17,783	3,757,913
Total Disbursements.....	-	-	19,498	3,796,052
Excess (Deficiency) of Receipts over Disbursements.....	1,000,491	-	73,877	45,262,326
OTHER FINANCING SOURCES (USES):				
Transfers from Other Funds.....	-	-	69,357	346,520
Transfers to Other Funds (*).....	(1,000,491)	-	(155,069)	(45,610,341)
Total Other Financing Sources (Uses).....	(1,000,491)	-	(85,712)	(45,263,821)
Excess (Deficiency) of Receipts and Other Financing Sources over Disbursements and Other Financing Uses.....	-	-	(11,835)	(1,495)
Fund Balances at April 1.....	-	-	44,794	1,495
Fund Balances at March 31.....	\$ -	\$ -	\$ 32,959	\$ -

(*) See Accompanying Notes

STATE OF NEW YORK
DEBT SERVICE FUNDS
COMBINING STATEMENT OF CASH RECEIPTS,
DISBURSEMENTS AND CHANGES IN FUND BALANCES
FISCAL YEAR ENDED MARCH 31, 2025
(amounts in thousands)

EXHIBIT A-3
(continued)

	HOUSING DEBT (40250-40299)	MENTAL HEALTH SERVICES (40100-40149)	ELIMINATIONS	COMBINED TOTALS	
				2024-25	2023-24
RECEIPTS:					
Personal Income Tax (*).....	\$ -	\$ -	\$ -	\$ 30,600,866	\$ 26,920,038
Consumption/Use Taxes (*).....	-	-	-	9,514,738	9,309,139
Business Taxes.....	-	-	-	8,890,429	6,977,718
Other Taxes.....	-	-	-	1,007,985	914,378
Miscellaneous Receipts.....	881	411,941	-	506,197	505,401
Federal Receipts.....	-	-	-	44,851	59,935
Total Receipts.....	881	411,941	-	50,565,066	44,686,609
DISBURSEMENTS:					
Departmental Operations:					
Non-Personal Service.....	-	-	-	39,854	48,761
Debt Service, Including Payments on Financing Arrangements.....	-	-	-	3,775,696	6,996,592
Total Disbursements.....	-	-	-	3,815,550	7,045,353
Excess (Deficiency) of Receipts over Disbursements.....	881	411,941	-	46,749,516	37,641,256
OTHER FINANCING SOURCES (USES):					
Transfers from Other Funds.....	(881)	2,485,708	(31,704)	2,869,000	1,893,911
Transfers to Other Funds (*).....	-	(2,871,550)	31,704	(49,605,747)	(39,590,038)
Total Other Financing Sources (Uses).....	(881)	(385,842)	-	(46,736,747)	(37,696,127)
Excess (Deficiency) of Receipts and Other Financing Sources over Disbursements and Other Financing Uses.....	-	26,099	-	12,769	(54,871)
Fund Balances at April 1.....	-	58,297	-	104,586	159,457
Fund Balances at March 31.....	\$ -	\$ 84,396	\$ -	\$ 117,355	\$ 104,586

(*) See Accompanying Notes

STATE OF NEW YORK
CAPITAL PROJECTS FUNDS - STATE
COMBINING STATEMENT OF CASH RECEIPTS,
DISBURSEMENTS AND CHANGES IN FUND BALANCES
FISCAL YEAR ENDED MARCH 31, 2025
(amounts in thousands)

EXHIBIT A-4

	STATE CAPITAL PROJECTS (30000-30049)	ACCELERATED CAPACITY AND TRANSPORTATION IMPROVEMENTS BOND (30680-30689)	CITY UNIVERSITY OF NEW YORK CAPITAL PROJECTS (32250-32299)	CLEAN WATER/ CLEAN AIR BOND (30690-30699)	CLEAN WATER, CLEAN AIR AND GREEN JOBS BOND (30720-30729)	CLEAN WATER/ CLEAN AIR IMPLEMENTATION (30500-30549)	CORRECTIONAL FACILITIES CAPITAL IMPROVEMENT (32350-32399)
RECEIPTS:							
Consumption/Use Taxes.....	\$ -	\$ -	\$ -	\$ -	\$ -	\$ -	\$ -
Business Taxes.....	-	-	-	-	-	-	-
Other Taxes.....	-	-	-	-	-	-	-
Miscellaneous Receipts.....	2,757,745	-	15	-	-	-	271,479
Federal Receipts.....	-	-	-	-	-	-	-
Total Receipts.....	2,757,745	-	15	-	-	-	271,479
DISBURSEMENTS:							
Local Assistance Grants (*):							
Education.....	352,919	-	-	-	-	-	-
Environment and Recreation.....	281,313	-	-	-	-	-	-
General Government.....	588,483	-	-	-	-	-	-
Public Health:							
Medicaid.....	-	-	-	-	-	-	-
Other Public Health.....	322,228	-	-	-	-	-	-
Public Safety.....	16,563	-	-	-	-	-	-
Public Welfare.....	2,591	-	-	-	-	-	-
Support and Regulate Business.....	935,268	-	-	-	-	-	-
Transportation.....	1,527,459	-	-	-	-	-	-
Total Local Assistance Grants.....	4,026,824	-	-	-	-	-	-
Capital Projects.....	4,290,840	-	-	-	-	-	418,213
Total Disbursements.....	8,317,664	-	-	-	-	-	418,213
Excess (Deficiency) of Receipts over Disbursements.....	(5,559,919)	-	15	-	-	-	(146,734)
OTHER FINANCING SOURCES (USES):							
Bond and Note Proceeds, net.....	-	-	-	7,520	4,561	-	-
Transfers from Other Funds.....	5,562,077	-	-	-	-	-	113,713
Transfers to Other Funds (*)......	(2,158)	-	-	(7,520)	(4,561)	-	-
Total Other Financing Sources (Uses).....	5,559,919	-	-	-	-	-	113,713
Excess (Deficiency) of Receipts and Other Financing Sources over Disbursements and Other Financing Uses.....	-	-	15	-	-	-	(33,021)
Fund Balances (Deficits) at April 1.....	-	2,778	98	1,428	-	-	(161,298)
Fund Balances (Deficits) at March 31.....	\$ -	\$ 2,778	\$ 113	\$ 1,428	\$ -	\$ -	\$ (194,319)

(*) See Accompanying Notes

STATE OF NEW YORK
CAPITAL PROJECTS FUNDS - STATE
COMBINING STATEMENT OF CASH RECEIPTS,
DISBURSEMENTS AND CHANGES IN FUND BALANCES
FISCAL YEAR ENDED MARCH 31, 2025
(amounts in thousands)

EXHIBIT A-4
(continued)

	DEDICATED HIGHWAY AND BRIDGE TRUST (30050-30099)	DEDICATED INFRASTRUCTURE INVESTMENT (33050-33099)	DEPARTMENT OF TRANSPORTATION ENGINEERING SERVICES (31950-31999)	DIVISION FOR YOUTH FACILITIES IMPROVEMENT (31700-31749)	ENERGY CONSERVATION THROUGH IMPROVED TRANSPORTATION BOND (30600-30609)	ENVIRONMENTAL PROTECTION (30450-30499)	ENVIRONMENTAL QUALITY BOND ACT (1986) (30670-30679)
RECEIPTS:							
Consumption/Use Taxes.....	\$ 622,681	\$ -	\$ -	\$ -	\$ -	\$ -	\$ -
Business Taxes.....	606,072	-	-	-	-	-	-
Other Taxes.....	-	-	-	-	-	257,350	-
Miscellaneous Receipts.....	855,642	-	-	21,545	-	94,216	-
Federal Receipts.....	2,126	-	-	-	-	-	-
Total Receipts.....	2,086,521	-	-	21,545	-	351,566	-
DISBURSEMENTS:							
Local Assistance Grants (*):							
Education.....	-	-	-	-	-	-	-
Environment and Recreation.....	-	-	-	-	-	111,298	-
General Government.....	-	95,380	-	-	-	-	-
Public Health:							
Medicaid.....	-	-	-	-	-	-	-
Other Public Health.....	-	-	-	-	-	-	-
Public Safety.....	-	-	-	-	-	-	-
Public Welfare.....	-	-	-	-	-	-	-
Support and Regulate Business.....	-	459,875	-	-	-	-	-
Transportation.....	2,577	-	-	-	-	-	-
Total Local Assistance Grants.....	2,577	555,255	-	-	-	111,298	-
Capital Projects.....	2,054,856	4,094	-	18,009	-	226,646	-
Total Disbursements.....	2,057,433	559,349	-	18,009	-	337,944	-
Excess (Deficiency) of Receipts over Disbursements.....	29,088	(559,349)	-	3,536	-	13,622	-
OTHER FINANCING SOURCES (USES):							
Bond and Note Proceeds, net.....	-	-	-	-	-	-	6,254
Transfers from Other Funds.....	70,993	660,000	-	-	-	120,718	-
Transfers to Other Funds (*).....	(418,086)	-	-	-	-	-	(6,254)
Total Other Financing Sources (Uses).....	(347,093)	660,000	-	-	-	120,718	-
Excess (Deficiency) of Receipts and Other Financing Sources over Disbursements and Other Financing Uses.....	(318,005)	100,651	-	3,536	-	134,340	-
Fund Balances (Deficits) at April 1.....	1,700	29,144	(12,016)	(20,548)	164	379,690	5,550
Fund Balances (Deficits) at March 31.....	\$ (316,305)	\$ 129,795	\$ (12,016)	\$ (17,012)	\$ 164	\$ 514,030	\$ 5,550

(*) See Accompanying Notes

STATE OF NEW YORK
CAPITAL PROJECTS FUNDS - STATE
COMBINING STATEMENT OF CASH RECEIPTS,
DISBURSEMENTS AND CHANGES IN FUND BALANCES
FISCAL YEAR ENDED MARCH 31, 2025
(amounts in thousands)

EXHIBIT A-4
(continued)

	ENVIRONMENTAL QUALITY PROTECTION BOND ACT (1972) (30640-30649)	FOREST PRESERVE EXPANSION (31450-31499)	HAZARDOUS WASTE REMEDIAL (31500-31549)	HOUSING ASSISTANCE (31800-31849)	HOUSING PROGRAM (31850-31899)	MENTAL HYGIENE FACILITIES CAPITAL IMPROVEMENT (32300-32349)
RECEIPTS:						
Consumption/Use Taxes.....	\$ -	\$ -	\$ -	\$ -	\$ -	\$ -
Business Taxes.....	-	-	-	-	-	-
Other Taxes.....	-	-	-	-	-	-
Miscellaneous Receipts.....	-	61	153,377	-	543,289	316,829
Federal Receipts.....	-	-	-	-	-	-
Total Receipts.....	-	61	153,377	-	543,289	316,829
DISBURSEMENTS:						
Local Assistance Grants (*):						
Education.....	-	-	-	-	-	-
Environment and Recreation.....	-	-	1,255	-	-	-
General Government.....	-	-	-	-	-	(662)
Public Health:						
Medicaid.....	-	-	-	-	-	-
Other Public Health.....	-	-	-	-	-	98,592
Public Safety.....	-	-	-	-	-	-
Public Welfare.....	-	-	-	-	1,661,339	-
Support and Regulate Business.....	-	-	-	-	-	-
Transportation.....	-	-	-	-	-	-
Total Local Assistance Grants.....	-	-	1,255	-	1,661,339	97,930
Capital Projects.....	-	-	116,087	-	-	297,081
Total Disbursements.....	-	-	117,342	-	1,661,339	395,011
Excess (Deficiency) of Receipts over Disbursements.....	-	61	36,035	-	(1,118,050)	(78,182)
OTHER FINANCING SOURCES (USES):						
Bond and Note Proceeds, net.....	714	-	-	-	-	-
Transfers from Other Funds.....	-	-	47,471	-	816,314	109,878
Transfers to Other Funds (*).....	(714)	-	(20,271)	-	-	-
Total Other Financing Sources (Uses).....	-	-	27,200	-	816,314	109,878
Excess (Deficiency) of Receipts and Other Financing Sources over Disbursements and Other Financing Uses.....	-	61	63,235	-	(301,736)	31,696
Fund Balances (Deficits) at April 1.....	737	1,167	(84,352)	(12,942)	(565,708)	(600,024)
Fund Balances (Deficits) at March 31.....	\$ 737	\$ 1,228	\$ (21,117)	\$ (12,942)	\$ (867,444)	\$ (568,328)

(*) See Accompanying Notes

STATE OF NEW YORK
CAPITAL PROJECTS FUNDS - STATE
COMBINING STATEMENT OF CASH RECEIPTS,
DISBURSEMENTS AND CHANGES IN FUND BALANCES
FISCAL YEAR ENDED MARCH 31, 2025
(amounts in thousands)

EXHIBIT A-4
(continued)

	MISCELLANEOUS CAPITAL PROJECTS (32200-32249)	NATURAL RESOURCE DAMAGES (31900-31949)	NEW YORK STATE CANAL SYSTEM DEVELOPMENT (30300-30349)	NEW YORK STATE STORM RECOVERY (33000-33049)	OUTDOOR RECREATION DEVELOPMENT BOND (30750-30799)	PARK AND RECREATION LAND ACQUISITION BOND (30610-30619)
RECEIPTS:						
Consumption/Use Taxes.....	\$ -	\$ -	\$ -	\$ -	\$ -	\$ -
Business Taxes.....	-	-	-	-	-	-
Other Taxes.....	-	-	-	-	-	-
Miscellaneous Receipts.....	45,413	11,744	3,050	643	-	-
Federal Receipts.....	-	-	-	-	-	-
Total Receipts.....	45,413	11,744	3,050	643	-	-
DISBURSEMENTS:						
Local Assistance Grants (*):						
Education.....	-	-	-	-	-	-
Environment and Recreation.....	-	375	-	-	-	-
General Government.....	-	-	-	-	-	-
Public Health:						
Medicaid.....	-	-	-	-	-	-
Other Public Health.....	118	-	-	-	-	-
Public Safety.....	-	-	-	-	-	-
Public Welfare.....	-	-	-	-	-	-
Support and Regulate Business.....	114,000	-	-	-	-	-
Transportation.....	-	-	2,396	-	-	-
Total Local Assistance Grants.....	114,118	375	2,396	-	-	-
Capital Projects.....	62,047	234	-	-	-	-
Total Disbursements.....	176,165	609	2,396	-	-	-
Excess (Deficiency) of Receipts over Disbursements.....	(130,752)	11,135	654	643	-	-
OTHER FINANCING SOURCES (USES):						
Bond and Note Proceeds, net.....	-	-	-	-	-	-
Transfers from Other Funds.....	33,284	-	-	32,821	-	-
Transfers to Other Funds (*).....	-	-	-	-	-	-
Total Other Financing Sources (Uses).....	33,284	-	-	32,821	-	-
Excess (Deficiency) of Receipts and Other Financing Sources over Disbursements and Other Financing Uses.....	(97,468)	11,135	654	33,464	-	-
Fund Balances (Deficits) at April 1.....	146,752	26,553	13,504	(33,464)	-	-
Fund Balances (Deficits) at March 31.....	\$ 49,284	\$ 37,688	\$ 14,158	\$ -	\$ -	\$ -

(*) See Accompanying Notes

STATE OF NEW YORK
CAPITAL PROJECTS FUNDS - STATE
COMBINING STATEMENT OF CASH RECEIPTS,
DISBURSEMENTS AND CHANGES IN FUND BALANCES
FISCAL YEAR ENDED MARCH 31, 2025
(amounts in thousands)

EXHIBIT A-4
(continued)

	PASSENGER FACILITY CHARGE (30400-30449)	PURE WATERS BOND (30620-30629)	RAIL PRESERVATION AND DEVELOPMENT BOND (30900-30949)	REBUILD AND RENEW NEW YORK TRANSPORTATION BOND (30650-30659)	SMART SCHOOLS BOND (30710-30719)	STATE HOUSING BOND (30700-30709)
RECEIPTS:						
Consumption/Use Taxes.....	\$ -	\$ -	\$ -	\$ -	\$ -	\$ -
Business Taxes.....	-	-	-	-	-	-
Other Taxes.....	-	-	-	-	-	-
Miscellaneous Receipts.....	1	-	-	-	-	-
Federal Receipts.....	-	-	-	-	-	-
Total Receipts.....	1	-	-	-	-	-
DISBURSEMENTS:						
Local Assistance Grants (*):						
Education.....	-	-	-	-	-	-
Environment and Recreation.....	-	-	-	-	-	-
General Government.....	-	-	-	-	-	-
Public Health:						
Medicaid.....	-	-	-	-	-	-
Other Public Health.....	-	-	-	-	-	-
Public Safety.....	-	-	-	-	-	-
Public Welfare.....	-	-	-	-	-	-
Support and Regulate Business.....	-	-	-	-	-	-
Transportation.....	-	-	-	-	-	-
Total Local Assistance Grants.....	-	-	-	-	-	-
Capital Projects.....	-	-	-	-	-	-
Total Disbursements.....	-	-	-	-	-	-
Excess (Deficiency) of Receipts over Disbursements.....	1	-	-	-	-	-
OTHER FINANCING SOURCES (USES):						
Bond and Note Proceeds, net.....	-	1,466	-	786	365,101	-
Transfers from Other Funds.....	-	-	-	-	-	-
Transfers to Other Funds (*).....	-	(1,466)	-	(786)	(365,098)	-
Total Other Financing Sources (Uses).....	-	-	-	-	3	-
Excess (Deficiency) of Receipts and Other Financing Sources over Disbursements and Other Financing Uses.....	1	-	-	-	3	-
Fund Balances (Deficits) at April 1.....	16	-	-	6,362	-	-
Fund Balances (Deficits) at March 31.....	17	\$ -	\$ -	\$ 6,362	\$ 3	\$ -

(*) See Accompanying Notes

STATE OF NEW YORK
CAPITAL PROJECTS FUNDS - STATE
COMBINING STATEMENT OF CASH RECEIPTS,
DISBURSEMENTS AND CHANGES IN FUND BALANCES
FISCAL YEAR ENDED MARCH 31, 2025
(amounts in thousands)

EXHIBIT A-4
(continued)

	STATE PARK INFRASTRUCTURE (30350-30399)	STATE UNIVERSITY CAPITAL PROJECTS (32400-32999)	STATE UNIVERSITY RESIDENCE HALLS REHABILITATION AND REPAIR (30100-30299)	SUBURBAN TRANSPORTATION (31650-31699)	TRANSPORTATION CAPITAL FACILITIES BOND (30630-30639)	TRANSPORTATION INFRASTRUCTURE RENEWAL BOND (30660-30669)	ELIMINATIONS (*)
RECEIPTS:							
Consumption/Use Taxes.....	\$ -	\$ -	\$ -	\$ -	\$ -	\$ -	\$ -
Business Taxes.....	-	-	-	-	-	-	-
Other Taxes.....	-	-	-	-	-	-	-
Miscellaneous Receipts.....	183,659	17,134	7,179	30	-	-	-
Federal Receipts.....	-	-	-	-	-	-	-
Total Receipts.....	183,659	17,134	7,179	30	-	-	-
DISBURSEMENTS:							
Local Assistance Grants (*):							
Education.....	-	-	-	-	-	-	-
Environment and Recreation.....	10	-	-	-	-	-	-
General Government.....	-	-	-	-	-	-	-
Public Health:							
Medicaid.....	-	-	-	-	-	-	-
Other Public Health.....	-	-	-	-	-	-	-
Public Safety.....	-	-	-	-	-	-	-
Public Welfare.....	-	-	-	-	-	-	-
Support and Regulate Business.....	-	-	-	-	-	-	-
Transportation.....	-	-	-	-	-	-	-
Total Local Assistance Grants.....	10	-	-	-	-	-	-
Capital Projects.....	197,011	23,496	80,511	-	-	-	-
Total Disbursements.....	197,021	23,496	80,511	-	-	-	-
Excess (Deficiency) of Receipts over Disbursements.....	(13,362)	(6,362)	(73,332)	30	-	-	-
OTHER FINANCING SOURCES (USES):							
Bond and Note Proceeds, net.....	-	-	-	-	-	-	-
Transfers from Other Funds.....	23,593	25,897	83,074	-	-	-	(388,204)
Transfers to Other Funds (*).....	-	-	-	-	-	-	388,204
Total Other Financing Sources (Uses).....	23,593	25,897	83,074	-	-	-	-
Excess (Deficiency) of Receipts and Other Financing Sources over Disbursements and Other Financing Uses.....	10,231	19,535	9,742	30	-	-	-
Fund Balances (Deficits) at April 1.....	(129,793)	101,367	149,604	582	3,328	4,255	-
Fund Balances (Deficits) at March 31.....	\$ (119,562)	\$ 120,902	\$ 159,346	\$ 612	\$ 3,328	\$ 4,255	\$ -

(*) See Accompanying Notes

STATE OF NEW YORK
CAPITAL PROJECTS FUNDS - STATE AND FEDERAL
COMBINING STATEMENT OF CASH RECEIPTS,
DISBURSEMENTS AND CHANGES IN FUND BALANCES
FISCAL YEAR ENDED MARCH 31, 2025
(amounts in thousands)

EXHIBIT A-4
(continued)

	TOTAL STATE CAPITAL PROJECTS	FEDERAL CAPITAL PROJECTS (31350-31449)	ELIMINATIONS (*)	COMBINED TOTALS	
				2024-25	2023-24
RECEIPTS:					
Consumption/Use Taxes.....	\$ 622,681	\$ -	\$ -	\$ 622,681	\$ 621,199
Business Taxes.....	606,072	-	-	606,072	638,507
Other Taxes.....	257,350	-	-	257,350	257,350
Miscellaneous Receipts.....	5,283,051	356	-	5,283,407	4,941,178
Federal Receipts.....	2,126	2,782,738	-	2,784,864	2,743,145
Total Receipts.....	6,771,280	2,783,094	-	9,554,374	9,201,379
DISBURSEMENTS:					
Local Assistance Grants (*):					
Education.....	352,919	-	-	352,919	406,793
Environment and Recreation.....	394,251	459,583	-	853,834	826,132
General Government.....	683,201	-	-	683,201	621,982
Public Health:					
Medicaid.....	-	-	-	-	-
Other Public Health.....	420,938	21,572	-	442,510	657,462
Public Safety.....	16,563	-	-	16,563	22,627
Public Welfare.....	1,663,930	-	-	1,663,930	1,084,282
Support and Regulate Business.....	1,509,143	5,726	-	1,514,869	983,199
Transportation.....	1,532,432	356,489	-	1,888,921	1,433,860
Total Local Assistance Grants.....	6,573,377	843,370	-	7,416,747	6,036,337
Capital Projects.....	7,789,125	1,769,826	-	9,558,951	8,672,357
Total Disbursements.....	14,362,502	2,613,196	-	16,975,698	14,708,694
Excess (Deficiency) of Receipts over Disbursements.....	(7,591,222)	169,898	-	(7,421,324)	(5,507,315)
OTHER FINANCING SOURCES (USES):					
Bond and Note Proceeds, net.....	386,402	-	-	386,402	504,981
Transfers from Other Funds.....	7,311,629	24,795	-	7,336,424	6,185,465
Transfers to Other Funds (*).....	(438,710)	(588)	-	(439,298)	(906,737)
Total Other Financing Sources (Uses).....	7,259,321	24,207	-	7,283,528	5,783,709
Excess (Deficiency) of Receipts and Other Financing Sources over Disbursements and Other Financing Uses.....	(331,901)	194,105	-	(137,796)	276,394
Fund Balances (Deficits) at April 1.....	(745,366)	(572,768)	-	(1,318,134)	(1,594,528)
Fund Balances (Deficits) at March 31.....	\$ (1,077,267)	\$ (378,663)	\$ -	\$ (1,455,930)	\$ (1,318,134)

(*) See Accompanying Notes

STATE OF NEW YORK
ENTERPRISE FUNDS
COMBINING STATEMENT OF CASH RECEIPTS,
DISBURSEMENTS AND CHANGES IN FUND BALANCES
FISCAL YEAR ENDED MARCH 31, 2025
(amounts in thousands)

EXHIBIT B-1

	AGENCIES ENTERPRISE (50300-50399)	CORRECTIONAL SERVICES COMMISSARY (50100-50299)	CUNY SENIOR COLLEGE OPERATING (60850-60899)	CUNY SENIOR COLLEGE PROGRAM (23250-23449)	MENTAL HYGIENE COMMUNITY STORES (50500-50599)	SHELTERED AND PATIENT WORKSHOP (50400-50499)	STATE EXPOSITION SPECIAL (50050-50099)	UNEMPLOYMENT INSURANCE (50650-50699)	YOUTH COMMISSARY (50000-50049)	COMBINED TOTALS	
										2024-25	2023-24
RECEIPTS:											
Miscellaneous Receipts.....	\$ 27,745	\$ 45,548	\$ 3,310,090	\$ 117,457	\$ 1,720	\$ 679	\$ 16,805	\$ 124,893	\$ 103	\$ 3,645,040	\$ 3,246,878
Federal Receipts.....	-	-	-	-	-	-	-	13,995	-	13,995	25,132
Unemployment Taxes.....	-	-	-	-	-	-	-	2,949,232	-	2,949,232	2,747,396
Total Receipts.....	27,745	45,548	3,310,090	117,457	1,720	679	16,805	3,088,120	103	6,608,267	6,019,406
DISBURSEMENTS:											
Departmental Operations:											
Personal Service.....	14,267	-	1,767,356	41,588	43	-	4,633	-	-	1,827,887	1,725,816
Non-Personal Service.....	14,893	45,677	439,055	55,261	805	584	13,552	161,037	44	730,908	631,953
General State Charges.....	1,775	-	757,307	-	28	-	-	-	-	759,110	710,460
Unemployment Benefits.....	-	-	-	-	-	-	-	2,964,053	-	2,964,053	2,822,658
Total Disbursements.....	30,935	45,677	2,963,718	96,849	876	584	18,185	3,125,090	44	6,281,958	5,890,887
Excess (Deficiency) of Receipts over Disbursements.....	(3,190)	(129)	346,372	20,608	844	95	(1,380)	(36,970)	59	326,309	128,519
OTHER FINANCING SOURCES (USES):											
Transfers from Other Funds.....	-	-	-	-	-	-	-	-	-	-	13,000
Transfers to Other Funds.....	-	-	(3,924)	-	-	-	-	-	-	(3,924)	(3,924)
Total Other Financing Sources (Uses).....	-	-	(3,924)	-	-	-	-	-	-	(3,924)	9,076
Excess (Deficiency) of Receipts and Other Financing Sources over Disbursements and Other Financing Uses.....	(3,190)	(129)	342,448	20,608	844	95	(1,380)	(36,970)	59	322,385	137,595
Fund Balances at April 1.....	17,809	2,440	91,347	371,679	6,280	4,237	11,650	142,343	162	647,947	510,352
Fund Balances at March 31.....	\$ 14,619	\$ 2,311	\$ 433,795	\$ 392,287	\$ 7,124	\$ 4,332	\$ 10,270	\$ 105,373	\$ 221	\$ 970,332	\$ 647,947

STATE OF NEW YORK
INTERNAL SERVICE FUNDS
COMBINING STATEMENT OF CASH RECEIPTS,
DISBURSEMENTS AND CHANGES IN FUND BALANCES
FISCAL YEAR ENDED MARCH 31, 2025
(amounts in thousands)

EXHIBIT B-2

	AGENCIES INTERNAL SERVICE (55050-55099)	AUDIT AND CONTROL REVOLVING (55250-55299)	CENTRALIZED SERVICES (55000-55049)	CORRECTIONAL INDUSTRIES REVOLVING (55350-55399)	HEALTH INSURANCE REVOLVING (55300-55349)	JOINT LABOR AND MANAGEMENT ADMINISTRATION (55200-55249)	MENTAL HYGIENE REVOLVING (55100-55149)	YOUTH VOCATIONAL EDUCATION (55150-55199)	ELIMINATIONS	COMBINED TOTALS	
										2024-25	2023-24
RECEIPTS:											
Miscellaneous Receipts.....	\$ 157,864	\$ 89,834	\$ 440,510	\$ 29,717	\$ 10,077	\$ 1,790	\$ 612	\$ 4	\$ -	\$ 730,408	\$ 608,219
Total Receipts.....	157,864	89,834	440,510	29,717	10,077	1,790	612	4	-	730,408	608,219
DISBURSEMENTS:											
Departmental Operations:											
Personal Service.....	30,349	12,697	69,564	15,478	10,329	916	241	-	-	139,574	137,464
Non-Personal Service.....	126,636	35,131	372,923	28,003	842	151	7	-	-	563,693	485,659
General State Charges.....	18,230	8,321	23,427	6,904	6,696	602	160	-	-	64,340	69,255
Total Disbursements.....	175,215	56,149	465,914	50,385	17,867	1,669	408	-	-	767,607	692,378
Excess (Deficiency) of Receipts											
over Disbursements.....	(17,351)	33,685	(25,404)	(20,668)	(7,790)	121	204	4	-	(37,199)	(84,159)
OTHER FINANCING SOURCES (USES):											
Transfers from Other Funds.....	58,402	-	48,022	22,773	9,000	-	-	-	(8,912)	129,285	158,461
Transfers to Other Funds.....	(7,912)	(836)	(2,949)	(78)	(5,744)	(108)	-	-	8,912	(8,715)	(8,019)
Total Other Financing Sources (Uses)....	50,490	(836)	45,073	22,695	3,256	(108)	-	-	-	120,570	150,442
Excess (Deficiency) of Receipts and Other											
Financing Sources over Disbursements											
and Other Financing Uses.....	33,139	32,849	19,669	2,027	(4,534)	13	204	4	-	83,371	66,283
Fund Balances (Deficits) at April 1.....	56,089	(68,010)	9,165	21,459	5,053	738	92	50	-	24,636	(41,647)
Fund Balances (Deficits) at March 31.....	\$ 89,228	\$ (35,161)	\$ 28,834	\$ 23,486	\$ 519	\$ 751	\$ 296	\$ 54	\$ -	\$ 108,007	\$ 24,636

STATE OF NEW YORK
TRUST FUNDS
COMBINING STATEMENT OF CASH RECEIPTS,
DISBURSEMENTS AND CHANGES IN FUND BALANCES
FISCAL YEAR ENDED MARCH 31, 2025
(amounts in thousands)

EXHIBIT C-1

	COMMON RETIREMENT ADMINISTRATION (65000-65049)	RETIREE HEALTH BENEFIT TRUST (65050-65099)	COMBINED TOTALS	
			2024-25	2023-24
RECEIPTS:				
Miscellaneous Receipts.....	\$ 253,262	\$ 329,824	\$ 583,086	\$ 549,929
Total Receipts.....	253,262	329,824	583,086	549,929
DISBURSEMENTS:				
Departmental Operations:				
Personal Service.....	85,830	-	85,830	84,300
Non-Personal Service.....	111,408	-	111,408	102,696
General State Charges.....	56,091	-	56,091	56,117
Total Disbursements.....	253,329	-	253,329	243,113
Excess (Deficiency) of Receipts over Disbursements.....	(67)	329,824	329,757	306,816
Fund Balances at April 1.....	363	1,562,183	1,562,546	1,255,730
Fund Balances at March 31.....	\$ 296	\$ 1,892,007	\$ 1,892,303	\$ 1,562,546

STATE OF NEW YORK
PRIVATE PURPOSE TRUST FUNDS
COMBINING STATEMENT OF CASH RECEIPTS,
DISBURSEMENTS AND CHANGES IN FUND BALANCES
FISCAL YEAR ENDED MARCH 31, 2025
(amounts in thousands)

EXHIBIT C-2

	AGRICULTURE PRODUCERS' SECURITY (66000-66049)	COLLEGE SAVINGS ACCOUNT (22022)	MILK PRODUCERS' SECURITY (66050-66099)	COMBINED TOTALS	
				2024-25	2023-24
RECEIPTS:					
Miscellaneous Receipts.....	\$ 396	\$ (16,292)	\$ 1,494	\$ (14,402)	\$ 7,858
Total Receipts.....	396	(16,292)	1,494	(14,402)	7,858
DISBURSEMENTS:					
Departmental Operations:					
Personal Service.....	95	282	114	491	523
Non-Personal Service.....	5	112	4	121	89
General State Charges.....	62	186	91	339	361
Total Disbursements.....	162	580	209	951	973
Excess (Deficiency) of Receipts over Disbursements.....	234	(16,872)	1,285	(15,353)	6,885
Fund Balances at April 1.....	3,593	43,874	12,537	60,004	53,119
Fund Balances at March 31.....	\$ 3,827	\$ 27,002	\$ 13,822	\$ 44,651	\$ 60,004

STATE OF NEW YORK
AGENCY FUNDS (*)
COMBINING STATEMENT OF CASH RECEIPTS,
DISBURSEMENTS AND CHANGES IN FUND BALANCES
FISCAL YEAR ENDED MARCH 31, 2025
(amounts in thousands)

EXHIBIT C-3

		<u>RECEIPTS</u>	<u>DISBURSEMENTS</u>		
	<u>Cash Balance April 1, 2024</u>	<u>Miscellaneous</u>	<u>Refunds</u>	<u>Dedicated Payments</u>	<u>Cash Balance March 31, 2025</u>
Child Performer's Holding (60150-60199).....	\$ 665	\$ 70	\$ (13)	\$ -	\$ 722
Elderly Pharmaceutical Insurance Coverage (EPIC) Escrow (60800-60849)...	31,287	35,793	-	(31,944)	35,136
Employee Payroll Withholding (60300-60399).....	26,543	5,557,783	-	(5,592,395)	(8,069)
Employees Dental Insurance (60400-60449).....	14,251	87,907	-	(65,479)	36,679
Employees Health Insurance (60200-60249).....	875,607	15,592,018	-	(15,684,941)	782,684
Health Insurance Reserve Receipts (60550-60599).....	-	21	-	-	21
Lottery Prize (60500-60549).....	729,336	1,530,540	-	(1,425,406)	834,470
Management Confidential Group Insurance (60450-60499).....	891	13,013	-	(12,137)	1,767
Medicaid Management Information System (MMIS) Escrow (60900-60949)...	2,069,679	113,498,402	-	(113,651,509)	1,916,572
Miscellaneous New York State Agency (60600-60799).....	1,111,840	13,100,424	-	(13,096,997)	1,115,267
School Capital Facilities Financing Reserve (60050-60149).....	6,757	4,061	-	(3,557)	7,261
Social Security Contribution (60250-60299).....	15,017	1,524,315	-	(1,523,216)	16,116
Special Education (60950-60999).....	-	-	-	-	-
SSI SSP Payment (62000-62049).....	-	-	-	-	-
State University Federal Direct Lending Program (61100-61999).....	(1,195)	1,018,516	-	(1,018,168)	(847)
State University of New York Revenue Collection (61000-61099).....	78,108	83,306	-	-	161,414
Total Agency Funds.....	\$ 4,958,786	\$ 152,046,169	\$ (13)	\$ (152,105,749)	\$ 4,899,193

(*) Agency funds are used to account for funds held by the State in a purely custodial capacity or to hold monies where the disposition of the receipt is not known at the time the revenue is received. Cash is held until the proper disposition is determined (e.g., transferred to a State fund) or until payments are made to individuals, private organizations or other governmental units (e.g., payment of withholding taxes). Agency funds are also used for temporary investment purposes where a State fund payment has been issued but the checks have not cleared the bank account from which the checks were issued (e.g., Medicaid, EPIC).

STATE OF NEW YORK
SOLE CUSTODY FUNDS AND ACCOUNTS
STATEMENT OF RECEIPTS AND DISBURSEMENTS
FISCAL YEAR ENDED MARCH 31, 2025

EXHIBIT C-4

	CASH AND INVESTMENT BALANCES APRIL 1, 2024	RECEIPTS	DISBURSEMENTS	CASH AND INVESTMENT BALANCES MARCH 31, 2025
<u>GENERAL FUND</u>				
Addiction Services and Supports, Office of:				
Revenue Collection.....	\$ 37,102	\$ 607,691	\$ 631,155	\$ 13,638
Adirondack Park Agency:				
Revenue Collection.....	11,002	3,083	14,083	2
Agriculture and Markets, Department of:				
Revenue Collection.....	47,295	7,269,701	7,250,791	66,205
Children and Family Services, Office of:				
Revenue Collection.....	29,089	169,316	192,305	6,100
Corrections and Community Supervision, Department of:				
Revenue Collection.....	418,733	4,379,918	4,459,303	339,348
Ethics and Lobbying in Government, Commission on:				
Revenue Collection	49,414	2,187,668	2,212,520	24,562
General Services, Office of:				
Escrow Account.....	15,754,693	31,011,567	18,248,443	28,517,817
Executive Mansion Expenses.....	81,961	106,200	148,581	39,580
Health, Department of:				
Medicaid Recoveries Account.....	704,856	271,783,335	270,466,685	2,021,506
Revenue Collection.....	57,576	88,270	109,500	36,346
Higher Education Services Corporation:				
Tuition Assistance Program Recoveries.....	5,592,251	12,127,575	14,454,465	3,265,361
Mental Health, Office of:				
Medication Grant Program.....	3,822	2,095,266	2,091,351	7,737
Revenue Collection.....	1,479,834	1,002,921	979,301	1,503,454
Motor Vehicles, Department of:				
Revenue Collection.....	33,935,357	2,288,576,209	2,285,819,562	36,692,004
NYS Gaming Commission:				
Revenue Collection.....	47,766	102,485	126,620	23,631
People With Developmental Disabilities, Office for:				
Electronic Benefits Account.....	19,091,930	15,903,197	17,503,979	17,491,148
Facility Revenue Collection.....	880,632	1,113,884	870,922	1,123,594
Revenue Collection.....	118,362,723	3,880,193,146	3,997,768,195	787,674
State Comptroller, Office of the:				
Revenue Collection.....	547,717,733	153,578,943,049	153,633,703,991	492,956,791
Tobacco Settlement.....	3,115,669	161,348	-	3,277,017
Taxation and Finance, Department of:				
Stock Transfer Incentive.....	1,315,634	252,700	161,553	1,406,781
Total General Fund.....	748,735,072	160,098,078,529	160,257,213,305	589,600,296

STATE OF NEW YORK
SOLE CUSTODY FUNDS AND ACCOUNTS
STATEMENT OF RECEIPTS AND DISBURSEMENTS
FISCAL YEAR ENDED MARCH 31, 2025

EXHIBIT C-4
(continued)

	CASH AND INVESTMENT BALANCES APRIL 1, 2024	RECEIPTS	DISBURSEMENTS	CASH AND INVESTMENT BALANCES MARCH 31, 2025
<u>SPECIAL REVENUE FUNDS</u>				
Agriculture and Markets, Department of:				
Marketing and Publicity Account.....	104,657	2,879,397	2,779,962	204,092
Children and Family Services, Office of:				
Medicaid Reimbursement Account.....	9,921	41,265	51,186	-
Revenue Collection.....	76,090	4,801,160	4,724,815	152,435
Civil Service, Department of:				
Affirmative Action Advisory Council.....	5,063	-	-	5,063
Exam Application Fees.....	395	-	-	395
Corrections and Community Supervision, Department of:				
Revenue Collection.....	14,935	607,755	608,993	13,697
Education, State Department of:				
Archives Partnership Trust Endowment.....	5,718,920	582,110	530,369	5,770,661
Revenue Collection.....	421,807	123,852,014	123,496,000	777,821
Revenue Collection - Batavia School for the Blind.....	210,630	348,316	557,173	1,773
Revenue Collection - Rome School for the Deaf.....	14,516	53,752	58,375	9,893
Elections, Board of:				
Revenue Collection.....	42,077	320,278	355,150	7,205
Environmental Conservation, Department of:				
Revenue Collection.....	8,086,081	190,384,621	196,942,702	1,528,000
Financial Services, Department of:				
Liquidation Bureau - Property and Liability Insurance Security.....	325,339,662	31,922,341	53,228,820	304,033,183
Liquidation Bureau - Public Motor Vehicle Liability Security.....	47,369,922	28,773,911	43,393,974	32,749,859
Medical Indemnity Fund.....	110,268,615	118,522,171	151,660,781	77,130,005
Rate Stabilization Pool (*).....	80,814,293	11,435,023	4,901,608	87,347,708
Revenue Collection.....	17,998,261	1,029,486,902	1,042,905,909	4,579,254
State Transmitter of Money Insurance.....	2,253,651	58,336	1,218	2,310,769
Virtual Currency Fund.....	7,785,505	10,488,088	18,154,157	119,436
Workers' Compensation Security Account.....	35,255,310	62,568,624	54,166,447	43,657,487
Workers' Compensation Security Fund Payment Account.....	2,891,243	57,337,925	60,128,978	100,190
General Services, Office of:				
Revenue Collection.....	39,762	4,204,051	4,193,946	49,867
Health, Department of:				
Clinical Lab Fee.....	8,860	17,503,280	17,398,608	113,532
Elderly Pharmaceutical Insurance Coverage (EPIC) Program (*).....	3,522,616	62,897,986	63,737,592	2,683,010
Health Facilities Assessments (*).....	11,762,684	1,126,063,801	1,132,010,339	5,816,146
Hospital Fees.....	10,032	2,542,505	2,534,822	17,715
Medicaid Disproportionate Share (Indigent Care Pools) (*).....	6,041	660,478,336	660,427,007	57,370
Public Goods Pool (*).....	338,356,207	7,027,199,002	6,902,028,006	463,527,203
Revenue Collection.....	109,659,265	6,486,818,771	6,407,031,279	189,446,757
Women, Infants and Children (WIC) Program.....	3,434	526,473,558	526,472,031	4,961

(*) These accounts are administered by a fiscal agent on behalf of New York State.

STATE OF NEW YORK
SOLE CUSTODY FUNDS AND ACCOUNTS
STATEMENT OF RECEIPTS AND DISBURSEMENTS
FISCAL YEAR ENDED MARCH 31, 2025

EXHIBIT C-4
(continued)

	CASH AND INVESTMENT BALANCES APRIL 1, 2024	RECEIPTS	DISBURSEMENTS	CASH AND INVESTMENT BALANCES MARCH 31, 2025
<u>SPECIAL REVENUE FUNDS (continued)</u>				
Homeland Security and Emergency Services, Division of:				
Fire Academy Account.....	25,653	367,233	387,311	5,575
Housing and Community Renewal, Division of:				
Maximum Base Rent.....	26,765	29,816	54,418	2,163
Revenue Collection.....	451,217	12,569,281	12,446,474	574,024
Interest on Lawyer Account:				
Revenue Collection.....	-	213,501,133	213,494,500	6,633
Labor, Department of:				
Revenue Collection.....	1,575,496	23,726,855	23,491,485	1,810,866
Lake George Park Commission:				
Revenue Collection.....	655,414	1,716,632	2,034,360	337,686
Military and Naval Affairs, Division of:				
Revenue Collection.....	5,625	147,996	144,208	9,413
NYS Gaming Commission:				
Revenue Collection.....	15,922,643	1,460,799,435	1,457,923,324	18,798,754
Parks, Recreation and Historic Preservation, Office of:				
Revenue Collection.....	2,355,005	139,699,068	139,432,510	2,621,563
People With Developmental Disabilities, Office for:				
Nonexpendable Trust.....	25,144	202	-	25,346
Public Service, Department of:				
Revenue Collection.....	250,098	138,604,210	138,711,500	142,808
State, Department of:				
Revenue Collection.....	1,452,883	108,214,052	108,509,281	1,157,654
State Comptroller, Office of the:				
Tax Collection.....	19,381,266	1,045,739,085	1,045,436,002	19,684,349
State University of New York:				
Revenue Collection.....	26,469,549	6,516,853,981	6,468,617,248	74,706,282
Student Loan Repayment.....	(1,120,867)	200,744,699	199,993,269	(369,437)
Taxation and Finance, Department of:				
Revenue Collection.....	78,365	1,886,718	1,903,700	61,383
SUNY Dormitory Facilities Revenue - Repair and Rehabilitation.....	243,544,388	813,770,101	786,070,830	271,243,659
World Trade Center Memorial Foundation.....	298,762	203,626	7,302	495,086
Transportation, Department of:				
Revenue Collection.....	162,007	2,376,233	2,294,025	244,215
Unified Court System:				
Revenue Collection.....	31,659,842	781,316,029	781,713,202	31,262,669
Workers' Compensation Board:				
Revenue Collection.....	3,147,638,341	1,670,366,935	1,381,462,987	3,436,542,289
Total Special Revenue Funds.....	4,598,908,051	30,721,278,599	30,238,608,183	5,081,578,467

STATE OF NEW YORK
SOLE CUSTODY FUNDS AND ACCOUNTS
STATEMENT OF RECEIPTS AND DISBURSEMENTS
FISCAL YEAR ENDED MARCH 31, 2025

EXHIBIT C-4
(continued)

	CASH AND INVESTMENT BALANCES APRIL 1, 2024	RECEIPTS	DISBURSEMENTS	CASH AND INVESTMENT BALANCES MARCH 31, 2025
<u>DEBT SERVICE FUNDS</u>				
Addiction Services and Supports, Office of:				
Revenue Collection.....	1,414,085	20,145,991	20,776,173	783,903
Health, Department of:				
Revenue Collection.....	3,132,367	183,270,171	165,777,405	20,625,133
Mental Health, Office of:				
Revenue Collection.....	8,074,862	1,532,262,583	1,358,676,441	181,661,004
State Comptroller, Office of the:				
Tax Collection.....	1,253,643	1,614,162,024	1,614,363,706	1,051,961
Taxation and Finance, Department of:				
DASNY Community College Tuition and Instructional Income.....	-	-	-	-
DASNY Mental Hygiene Facilities Improvements.....	219,881	126,184	219,881	126,184
SUNY Construction Fund Debt Service.....	31,806	15,710,475	15,742,281	-
Total Debt Service Funds.....	14,126,644	3,365,677,428	3,175,555,887	204,248,185
<u>CAPITAL PROJECTS FUNDS</u>				
State Comptroller, Office of the:				
Hazardous Waste Remediation Collection.....	6,878	1,301,443	1,292,000	16,321
Tax Collection - Highways and Bridges.....	2,112,778	1,725,666,782	1,725,582,454	2,197,106
State Police, Division of:				
Revenue Collection.....	103,139	9,967,487	9,959,241	111,385
Taxation and Finance, Department of:				
SUNY Construction Fund Capital Projects.....	33,638,762	1,810,999	272,000	35,177,761
Total Capital Projects Funds.....	35,861,557	1,738,746,711	1,737,105,695	37,502,573
<u>ENTERPRISE FUNDS</u>				
Agriculture and Markets, Department of:				
New York State Fair Revenue Collection.....	194,009	16,451,158	16,268,197	376,970
Labor, Department of:				
Unemployment Insurance Fund Clearing Account.....	14,527,739	3,831,010,725	3,831,142,940	14,395,524
Total Enterprise Funds.....	14,721,748	3,847,461,883	3,847,411,137	14,772,494
<u>INTERNAL SERVICE FUNDS</u>				
Corrections and Community Supervision (Corcraft), Department of:				
Revenue Collection.....	295,314	30,254,989	30,077,500	472,803
Total Internal Service Funds.....	295,314	30,254,989	30,077,500	472,803

STATE OF NEW YORK
SOLE CUSTODY FUNDS AND ACCOUNTS
STATEMENT OF RECEIPTS AND DISBURSEMENTS
FISCAL YEAR ENDED MARCH 31, 2025

EXHIBIT C-4
(continued)

	CASH AND INVESTMENT BALANCES APRIL 1, 2024	RECEIPTS	DISBURSEMENTS	CASH AND INVESTMENT BALANCES MARCH 31, 2025
<u>PRIVATE PURPOSE TRUST FUNDS</u>				
Agriculture and Markets, Department of:				
Producer Security.....	39,376	1,074,449	1,051,466	62,359
State Comptroller, Office of the:				
New York State College Choice Tuition Savings.....	46,881,960,957	10,592,830,839	4,231,514,721	53,243,277,075
Total Private Purpose Trust Funds.....	46,882,000,333	10,593,905,288	4,232,566,187	53,243,339,434
<u>AGENCY FUNDS</u>				
Agriculture and Markets, Department of:				
Farmers Market Nutrition Program.....	329,866	-	-	329,866
Marketing and Publicity Account.....	15,992	235,440	237,334	14,098
Arts, Council on the:				
Theater Development.....	853,595	639	25,012	829,222
Children and Family Services, Office of:				
Youth Residents.....	171,036	631,570	410,395	392,211
Civil Service, Department of:				
Employees' Health Insurance Premiums Collection.....	20,876,424	9,817,774,782	9,702,636,475	136,014,731
Corrections and Community Supervision, Department of:				
Employee Benefit Account.....	674,340	495,853	594,673	575,520
Incarcerated Individuals' Account.....	19,834,670	64,665,989	66,032,588	18,468,071
Occupational Therapy.....	1,966,501	2,118,978	2,377,312	1,708,167
Criminal Justice Services, Division of:				
Fingerprint Fees.....	870,581	64,800,601	64,012,700	1,658,482
Education, State Department of:				
State Schools Student Activity Accounts.....	24,494	7,660	8,222	23,932
Employee Relations, Office of:				
Arbitrator Panel Administration.....	6,630	4,400	1,800	9,230
NYS Flex Spending Account.....	14,850,030	46,105,893	46,060,627	14,895,296
Environmental Conservation, Department of:				
Coastal Erosion Projects Escrow.....	1,726	1	1,727	-
Financial Services, Department of:				
Family Leave Benefits Account.....	-	126,875,006	126,875,006	-
Foreign Fire Insurance Tax.....	94,271,033	70,508,988	97,046,507	67,733,514

STATE OF NEW YORK
SOLE CUSTODY FUNDS AND ACCOUNTS
STATEMENT OF RECEIPTS AND DISBURSEMENTS
FISCAL YEAR ENDED MARCH 31, 2025

EXHIBIT C-4
(continued)

	CASH AND INVESTMENT BALANCES APRIL 1, 2024	RECEIPTS	DISBURSEMENTS	CASH AND INVESTMENT BALANCES MARCH 31, 2025
AGENCY FUNDS (continued)				
Health, Department of:				
American Indian Health Program (*).....	8,777	29,158,294	29,134,337	32,734
Early Intervention Program.....	1,791,768	452,668,721	450,266,171	4,194,318
Medicaid.....	1,102,577	2,160,492,143	2,155,666,000	5,928,720
Miscellaneous Agency Account.....	5,521	102	326	5,297
Patients' Account.....	1,594,581	4,884,093	5,354,532	1,124,142
Higher Education Services Corp:				
Guaranteed Student Loans.....	17,739,191	1,708,720	3,041,890	16,406,021
Labor, Department of:				
Minimum and Prevailing Wage and Wage Claim Payment Account.....	(1,067,107)	19,047,135	19,704,870	(1,724,842)
Miscellaneous Agency Account.....	-	11	-	11
Law, Department of:				
Civil Recoveries.....	352,106,850	203,378,620	537,018,048	18,467,422
Medicaid Fraud Control Escrow.....	9,890,762	92,504,141	95,218,368	7,176,535
Restitution Account.....	168,308,118	57,995,050	37,688,732	188,614,436
Mental Health, Office of:				
Employee Benefits and Escrow.....	58,357	1,708	3,842	56,223
Patients' Account.....	13,580,578	21,005,451	20,846,032	13,739,997
Motor Vehicles, Department of:				
Revenue Collection.....	92,631	204,341,124	204,341,124	92,631
NYS Gaming Commission:				
Lottery Prizes.....	830,386,552	1,462,616,278	1,602,246,595	690,756,235
Parks, Recreation and Historic Preservation, Office of:				
Miscellaneous Agency Account.....	258,505	36,588	60,613	234,480
People With Developmental Disabilities, Office for:				
Patients' Account.....	44,325,979	106,487,518	105,100,580	45,712,917
State Comptroller, Office of the:				
Abandoned Property.....	1,325,329,712	1,810,707,955	1,542,752,776	1,593,284,891
Adult Use Cannabis - Localities Share.....	3,284,935	29,147,088	27,702,820	4,729,203
City of Troy Debt Service Account.....	3,657	-	-	3,657
City of Troy Municipal Assistance State Aid.....	-	-	-	-
Comptroller's Refund.....	401,281,628	5,638,396,069	5,507,671,953	532,005,744
Hudson River - Black River.....	478,095	15,552,763	15,467,238	563,620
Income Tax Refund.....	395,654,237	17,192,990,303	17,203,596,425	385,048,115
Justice Court.....	29,688,318	198,122,129	215,211,463	12,598,984
MTA Marketplace Sales - Localities Share.....	-	176,902,682	176,902,682	-
MTA Peer-to-Peer Car Sharing - Localities Share.....	220,000	1,461,715	1,406,125	275,590
MTA State Assistance.....	333,981,680	4,243,001,353	4,191,929,394	385,053,639
Ogdensburg Bridge and Port.....	103,033	4,604,391	4,547,005	160,419
Pass Through Entity Tax - Localities Share.....	-	2,304,907,756	2,304,907,756	-
Port of Oswego.....	1,065,019	6,636,403	7,682,983	18,439
Public Asset Account.....	10,294,186	533,096	-	10,827,282
Sales Tax Holding - Localities Share.....	1,942,086,465	21,662,938,577	21,655,747,385	1,949,277,657

(*) These accounts are administered by a fiscal agent on behalf of New York State.

STATE OF NEW YORK
SOLE CUSTODY FUNDS AND ACCOUNTS
STATEMENT OF RECEIPTS AND DISBURSEMENTS
FISCAL YEAR ENDED MARCH 31, 2025

EXHIBIT C-4
(continued)

	CASH AND INVESTMENT BALANCES APRIL 1, 2024	RECEIPTS	DISBURSEMENTS	CASH AND INVESTMENT BALANCES MARCH 31, 2025
<u>AGENCY FUNDS (continued)</u>				
State Police, Division of:				
Seized Asset.....	2,871,748	3,465,962	1,925,023	4,412,687
State University of New York:				
Miscellaneous Agency Account.....	1,995,511	261,549,280	256,720,131	6,824,660
Taxation and Finance, Department of:				
DASNY NYC HHC Litigation Holding Account.....	18,961,488	1,293,902	21,375	20,234,015
Exchange Account.....	32,434	2,325,357	2,329,164	28,627
Linked Deposit Program.....	-	14,895,672	14,895,672	-
Special Investigation Program.....	390,206	15,649	123,471	282,384
State University Construction Fund Payroll Deductions.....	418,386	4,945,240	5,101,763	261,863
Temporary and Disability Assistance, Office of:				
Exchange Account.....	-	41,012	41,012	-
Summer EBT Program.....	-	254,532,409	224,127,792	30,404,617
Title IV-D Child Support.....	5,881,822	63,663,427	61,354,019	8,191,230
Unified Court System:				
Judiciary Trust.....	5,073,034	19,496,126	20,542,595	4,026,565
Total Agency Funds.....	6,074,026,152	68,922,677,813	68,814,720,460	6,181,983,505
TOTAL SOLE CUSTODY FUNDS and ACCOUNTS.....	\$ 58,368,674,871	\$ 279,318,081,240	\$ 272,333,258,354	\$ 65,353,497,757

STATE OF NEW YORK
GOVERNMENTAL FUNDS
SCHEDULE OF NET TAX RECEIPTS
FISCAL YEAR ENDED MARCH 31, 2025
(amounts in thousands)

SCHEDULE 1

	GROSS RECEIPTS	REFUNDS	NET TAX RECEIPTS	
			2024-25	2023-24
PERSONAL INCOME TAX.....	\$ 76,362,025	\$ 15,160,293	\$ 61,201,732	\$ 53,840,077
CONSUMPTION/USE TAXES:				
Sales and Use.....	20,549,418	200,662	20,348,756	19,903,059
Auto Rental.....	137,195	195	137,000	131,000
Cigarette and Tobacco Products.....	803,166	5,330	797,836	842,541
Cannabis.....	130,414	1,313	129,101	42,272
Motor Fuel.....	504,688	18,232	486,456	486,767
Peer-to-Peer Car Sharing.....	2,000	-	2,000	600
Alcoholic Beverage.....	269,758	313	269,445	275,267
Highway Use.....	138,489	695	137,794	138,579
Vapor Excise.....	21,079	19	21,060	23,918
Opioid Excise.....	20,569	8	20,561	21,574
Total Consumption/Use Taxes.....	22,576,776	226,767	22,350,009	21,865,577
BUSINESS TAXES:				
Corporation Franchise.....	10,406,998	1,730,459	8,676,539	9,261,644
Corporation and Utilities.....	535,840	19,811	516,029	554,038
Insurance.....	3,038,835	33,151	3,005,684	2,813,082
Bank.....	340,740	8,078	332,662	957
Pass-Through Entity.....	19,474,367	1,693,509	17,780,858	13,955,436
Petroleum Business.....	1,099,546	38,973	1,060,573	1,109,110
Total Business Taxes.....	34,896,326	3,523,981	31,372,345	27,694,267
OTHER TAXES:				
Real Property Gains.....	147,140	147,140	-	-
Estate and Gift.....	1,300,942	-	1,300,942	1,855,654
Pari-Mutuel.....	12,031	366	11,665	12,167
Real Estate Transfer.....	1,257,855	14	1,257,841	1,165,186
Racing and Combative Sports.....	2,203	48	2,155	1,465
Employer Compensation Expense Tax.....	14,988	-	14,988	13,084
Total Other Taxes.....	2,735,159	147,568	2,587,591	3,047,556
TOTAL TAX RECEIPTS.....	\$ 136,570,286	\$ 19,058,609	\$ 117,511,677	\$ 106,447,477

STATE OF NEW YORK
GOVERNMENTAL FUNDS
COMBINED STATEMENT OF RECEIPTS AND OTHER FINANCING SOURCES
FISCAL YEAR ENDED MARCH 31, 2025
(amounts in thousands)

SCHEDULE 2

	GENERAL		SPECIAL REVENUE		DEBT SERVICE		CAPITAL PROJECTS		TOTAL GOVERNMENTAL FUNDS	
	MARCH 31, 2025	MARCH 31, 2024	MARCH 31, 2025	MARCH 31, 2024	MARCH 31, 2025	MARCH 31, 2024	MARCH 31, 2025	MARCH 31, 2024	MARCH 31, 2025	MARCH 31, 2024
TAXES:										
PERSONAL INCOME TAX:										
Withholdings.....	\$ 59,826,597	\$ 54,699,605	\$ -	\$ -	\$ -	\$ -	\$ -	\$ -	\$ 59,826,597	\$ 54,699,605
Estimated Payments.....	12,298,866	10,779,552	-	-	-	-	-	-	12,298,866	10,779,552
Returns.....	3,763,814	3,761,317	-	-	-	-	-	-	3,763,814	3,761,317
State/City Offsets.....	(1,369,673)	(1,253,386)	-	-	-	-	-	-	(1,369,673)	(1,253,386)
Other (Assessments/LLC).....	1,842,421	1,757,363	-	-	-	-	-	-	1,842,421	1,757,363
Gross Receipts.....	76,362,025	69,744,451	-	-	-	-	-	-	76,362,025	69,744,451
Transfers to School Tax Relief Fund.....	(1,448,470)	(1,607,753)	1,448,470	1,607,753	-	-	-	-	-	-
Transfers to Revenue Bond Tax Fund.....	(30,600,866)	(26,920,038)	-	-	30,600,866	26,920,038	-	-	-	-
Less: Refunds Issued.....	(15,160,293)	(15,904,374)	-	-	-	-	-	-	(15,160,293)	(15,904,374)
Total Personal Income Tax.....	29,152,396	25,312,286	1,448,470	1,607,753	30,600,866	26,920,038	-	-	61,201,732	53,840,077
CONSUMPTION/USE TAXES:										
Sales and Use.....	9,520,018	9,314,920	1,314,000	1,279,000	9,514,738	9,309,139	-	-	20,348,756	19,903,059
Auto Rental.....	-	-	33,000	31,000	-	-	104,000	100,000	137,000	131,000
Cigarette and Tobacco Products.....	244,853	260,428	552,983	582,113	-	-	-	-	797,836	842,541
Cannabis.....	-	-	129,101	42,272	-	-	-	-	129,101	42,272
Motor Fuel.....	-	-	103,626	103,573	-	-	382,830	383,194	486,456	486,767
Peer-to-Peer Car Sharing.....	1,600	200	400	400	-	-	-	-	2,000	600
Alcoholic Beverage.....	269,445	275,267	-	-	-	-	-	-	269,445	275,267
Highway Use.....	-	-	1,943	574	-	-	135,851	138,005	137,794	138,579
Vapor Excise.....	-	-	21,060	23,918	-	-	-	-	21,060	23,918
Opioid Excise.....	20,561	21,574	-	-	-	-	-	-	20,561	21,574
Total Consumption/Use Taxes.....	10,056,477	9,872,389	2,156,113	2,062,850	9,514,738	9,309,139	622,681	621,199	22,350,009	21,865,577
BUSINESS TAXES:										
Corporation Franchise.....	6,788,192	7,524,987	1,888,347	1,736,657	-	-	-	-	8,676,539	9,261,644
Corporation and Utilities.....	405,880	401,101	99,766	137,115	-	-	10,383	15,822	516,029	554,038
Insurance.....	2,696,741	2,521,078	308,943	292,004	-	-	-	-	3,005,684	2,813,082
Bank.....	277,279	141	55,383	816	-	-	-	-	332,662	957
Pass-Through Entity.....	8,890,429	6,977,718	-	-	8,890,429	6,977,718	-	-	17,780,858	13,955,436
Petroleum Business.....	-	-	464,884	486,425	-	-	595,689	622,685	1,060,573	1,109,110
Total Business Taxes.....	19,058,521	17,425,025	2,817,323	2,653,017	8,890,429	6,977,718	606,072	638,507	31,372,345	27,694,267
OTHER TAXES:										
Real Property Gains.....	-	-	-	-	-	-	-	-	-	-
Estate and Gift.....	1,300,942	1,855,654	-	-	-	-	-	-	1,300,942	1,855,654
Pari-Mutuel.....	11,665	12,167	-	-	-	-	-	-	11,665	12,167
Real Estate Transfer.....	-	-	-	-	1,000,491	907,836	257,350	257,350	1,257,841	1,165,186
Racing and Combative Sports.....	2,155	1,465	-	-	-	-	-	-	2,155	1,465
Employer Compensation Expense Tax.....	7,494	6,542	-	-	7,494	6,542	-	-	14,988	13,084
Total Other Taxes.....	1,322,256	1,875,828	-	-	1,007,985	914,378	257,350	257,350	2,587,591	3,047,556
TOTAL TAX RECEIPTS.....	59,589,650	54,485,528	6,421,906	6,323,620	50,014,018	44,121,273	1,486,103	1,517,056	117,511,677	106,447,477
MISCELLANEOUS RECEIPTS:										
Abandoned Property:										
Abandoned Property.....	898,573	782,821	21,838	18,852	-	-	-	-	920,411	801,673
Bottle Bill.....	88,938	98,495	-	-	-	-	23,000	32,866	111,938	131,361
Total Abandoned Property.....	987,511	881,316	21,838	18,852	-	-	23,000	32,866	1,032,349	933,034

**STATE OF NEW YORK
GOVERNMENTAL FUNDS
COMBINED STATEMENT OF RECEIPTS AND OTHER FINANCING RESOURCES
FISCAL YEAR ENDED MARCH 31, 2025
(amounts in thousands)**

**SCHEDULE 2
(continued)**

	GENERAL		SPECIAL REVENUE		DEBT SERVICE		CAPITAL PROJECTS		TOTAL GOVERNMENTAL FUNDS	
	MARCH 31, 2025	MARCH 31, 2024	MARCH 31, 2025	MARCH 31, 2024	MARCH 31, 2025	MARCH 31, 2024	MARCH 31, 2025	MARCH 31, 2024	MARCH 31, 2025	MARCH 31, 2024
Assessments:										
Business.....	1,549	693	883,124	714,684	-	-	62,161	68,703	946,834	784,080
Medical Care.....	52,672	41,355	7,902,424	7,533,128	-	-	-	-	7,955,096	7,574,483
Public Utilities.....	-	-	116,192	90,021	-	-	-	-	116,192	90,021
All Other.....	72	364	324	372	-	-	-	-	396	736
Total Assessments.....	54,293	42,412	8,902,064	8,338,205	-	-	62,161	68,703	9,018,518	8,449,320
Fees, Licenses and Permits:										
Alcohol Beverage Control Licensing.....	61,474	59,615	-	-	-	-	-	-	61,474	59,615
Audit.....	-	-	2,503	2,738	-	-	-	-	2,503	2,738
Business/Professional.....	266,405	254,065	797,995	775,530	-	-	26,416	38,119	1,090,816	1,067,714
Civil.....	242,388	229,335	54,296	52,413	-	-	-	-	296,684	281,748
Criminal.....	1,106	1,303	4,970	5,418	-	-	-	-	6,076	6,721
Motor Vehicle.....	343,445	258,368	276,893	330,657	-	-	668,668	679,748	1,289,006	1,268,773
Recreational/Consumer.....	23,544	10,101	1,048,646	1,072,881	-	-	31,688	34,078	1,103,878	1,117,060
Total Fees, Licenses and Permits.....	938,362	812,787	2,185,303	2,239,637	-	-	726,772	751,945	3,850,437	3,804,369
Fines, Penalties and Forfeitures.....	327,097	385,006	139,269	134,008	-	-	39,639	28,790	506,005	547,804
Gaming:										
Casino.....	-	-	271,884	379,013	-	-	-	-	271,884	379,013
Lottery.....	-	-	2,475,473	2,563,093	-	-	-	-	2,475,473	2,563,093
Mobile Sports.....	5,000	5,000	1,118,295	887,538	-	-	-	-	1,123,295	892,538
Video Lottery.....	-	-	1,085,846	1,046,029	-	-	-	-	1,085,846	1,046,029
Total Gaming.....	5,000	5,000	4,951,498	4,875,673	-	-	-	-	4,956,498	4,880,673
Interest Earnings.....	2,555,504	2,454,578	1,474,919	1,729,012	765	734	48,702	40,695	4,079,890	4,225,019
Receipts from Public Authorities:										
Bond Proceeds.....	-	-	-	-	-	-	4,195,216	3,796,300	4,195,216	3,796,300
Cost Recovery Assessments.....	17,934	15,572	20,400	20,400	-	-	-	-	38,334	35,972
Issuance Fees.....	21,704	73,144	7,200	7,200	-	-	-	-	28,904	80,344
Non Bond Related.....	9,991	4,995	58,194	70,255	-	-	7,812	9,783	75,997	85,033
Total Receipts from Public Authorities.....	49,629	93,711	85,794	97,855	-	-	4,203,028	3,806,083	4,338,451	3,997,649
Receipts from Municipalities.....	259	190	218,298	222,899	881	505	435	60	219,873	223,654
Rentals.....	1,990	1,635	392,821	354,808	-	-	17,897	11,411	412,708	367,854
Revenues of State Departments:										
Administrative Recoveries.....	73,397	68,466	157,477	153,796	-	-	4,247	16	235,121	222,278
Commissions.....	1,895	1,195	2,303	1,712	-	-	1	9	4,199	2,916
Gifts, Grants and Donations.....	11	485	22,530	39,244	-	-	17,193	10,178	39,734	49,907
Indirect Cost Recoveries.....	84,786	79,561	121	1,005	-	-	92,068	105,810	176,975	186,376
Patient/Client Care Reimbursement.....	(53,723)	(82,140)	3,175,558	3,014,945	504,551	504,162	-	-	3,626,386	3,436,967
Rebates.....	5,594	8,698	145,687	152,683	-	-	63	17	151,344	161,398
Restitution and Settlements.....	9,173	642	118,458	195,679	-	-	9,953	14,496	137,584	210,817
Student Loans.....	15	16	15,370	39,300	-	-	-	-	15,385	39,316
All Other.....	125,348	123,893	518,606	511,762	-	-	36,242	69,217	680,196	704,872
Total Revenues of State Departments.....	246,496	200,816	4,156,110	4,110,126	504,551	504,162	159,767	199,743	5,066,924	5,014,847

STATE OF NEW YORK
GOVERNMENTAL FUNDS
COMBINED STATEMENT OF RECEIPTS AND OTHER FINANCING RESOURCES
FISCAL YEAR ENDED MARCH 31, 2025
(amounts in thousands)

SCHEDULE 2
(continued)

	GENERAL		SPECIAL REVENUE		DEBT SERVICE		CAPITAL PROJECTS		TOTAL GOVERNMENTAL FUNDS	
	MARCH 31, 2025	MARCH 31, 2024	MARCH 31, 2025	MARCH 31, 2024	MARCH 31, 2025	MARCH 31, 2024	MARCH 31, 2025	MARCH 31, 2024	MARCH 31, 2025	MARCH 31, 2024
Sales.....	2,194	10	17,106	16,701	-	-	2,006	882	21,306	17,593
Tuition.....	-	3	1,258,702	1,293,270	-	-	-	-	1,258,702	1,293,273
TOTAL MISCELLANEOUS RECEIPTS.....	5,168,335	4,877,464	23,803,722	23,431,046	506,197	505,401	5,283,407	4,941,178	34,761,661	33,755,089
FEDERAL RECEIPTS.....	3,650,111	2,250,092	90,232,623	89,222,578	44,851	59,935	2,784,864	2,743,145	96,712,449	94,275,750
OTHER FINANCING SOURCES:										
Bond and Note Proceeds, net.....	-	-	-	-	-	-	386,402	504,981	386,402	504,981
Transfers from Other Funds.....	50,852,460	41,384,608	3,637,871	2,967,437	2,869,000	1,893,911	7,336,424	6,185,465	64,695,755	52,431,421
Total Other Financing Sources.....	50,852,460	41,384,608	3,637,871	2,967,437	2,869,000	1,893,911	7,722,826	6,690,446	65,082,157	52,936,402
TOTAL.....	\$ 119,260,556	\$ 102,997,692	\$ 124,096,122	\$ 121,944,681	\$ 53,434,066	\$ 46,580,520	\$ 17,277,200	\$ 15,891,825	\$ 314,067,944	\$ 287,414,718

**STATE OF NEW YORK
GOVERNMENTAL FUNDS
SCHEDULE OF TAX RECEIPTS
FISCAL YEARS 2015-16 THROUGH 2024-25
(amounts in thousands)**

SCHEDULE 3

	2015-16	2016-17	2017-18	2018-19	2019-20	2020-21	2021-22	2022-23	2023-24	2024-25
PERSONAL INCOME TAX:										
Withholdings.....	\$ 36,549,038	\$ 37,523,891	\$ 40,269,241	\$ 41,084,099	\$ 43,118,278	\$ 44,218,244	\$ 53,327,759	\$ 52,476,669	\$ 54,699,605	\$ 59,826,597
Estimated Payments.....	16,111,218	14,971,822	17,781,120	14,009,873	17,025,034	16,441,248	21,665,899	18,428,112	10,779,552	12,298,866
Returns.....	2,653,707	2,616,198	2,538,951	2,746,012	3,482,091	3,606,032	4,631,146	5,450,325	3,761,317	3,763,814
State/City Offsets.....	(675,293)	(851,242)	(855,954)	(1,135,335)	(1,117,314)	(1,192,318)	(1,122,288)	(2,008,097)	(1,253,386)	(1,369,673)
Other (Assessments/LLC).....	1,286,154	1,405,964	1,446,472	1,332,835	1,357,370	1,263,856	1,494,067	1,792,116	1,757,363	1,842,421
Employer Compensation Expense Tax.....	-	-	-	53	-	-	-	-	-	-
Gross Total.....	55,924,824	55,666,633	61,179,830	58,037,537	63,865,459	64,337,062	79,996,583	76,139,125	69,744,451	76,362,025
Less: Refunds Issued.....	(8,869,541)	(8,100,689)	(9,678,493)	(9,950,148)	(10,206,057)	(9,370,392)	(9,259,241)	(17,363,453)	(15,904,374)	(15,160,293)
Net Personal Income Tax.....	<u>47,055,283</u>	<u>47,565,944</u>	<u>51,501,337</u>	<u>48,087,389</u>	<u>53,659,402</u>	<u>54,966,670</u>	<u>70,737,342</u>	<u>58,775,672</u>	<u>53,840,077</u>	<u>61,201,732</u>
CONSUMPTION/USE TAXES:										
Sales and Use.....	13,359,320	13,869,587	14,495,076	15,127,442	15,932,060	14,146,259	17,580,133	18,933,333	19,903,059	20,348,756
Auto Rental.....	126,076	127,004	122,988	130,033	107,033	64,000	99,000	122,000	131,000	137,000
Cigarette and Tobacco Products.....	1,250,612	1,235,230	1,170,526	1,107,756	1,035,223	1,005,643	957,232	860,277	842,541	797,836
Cannabis.....	11	584	1,880	3,867	5,698	8,411	12,909	12,591	42,272	129,101
Motor Fuel.....	503,068	519,015	512,503	528,121	511,845	425,017	495,039	178,897	486,767	486,456
Peer-to-Peer Car Sharing.....	-	-	-	-	-	-	-	2,000	600	2,000
Alcoholic Beverage.....	254,548	257,678	259,230	262,385	258,980	270,984	277,283	281,983	275,267	269,445
Highway Use.....	158,562	138,696	93,205	145,007	141,385	134,842	142,073	142,523	138,579	137,794
Vapor Excise.....	-	-	-	-	10,405	32,318	29,083	24,847	23,918	21,060
Opioid Excise.....	-	-	-	-	19,356	29,988	28,551	26,736	21,574	20,561
MCTD Taxicab Trip.....	73,146	64,036	55,944	51,703	-	-	-	-	-	-
Total Consumption/Use Taxes.....	<u>15,725,343</u>	<u>16,211,830</u>	<u>16,711,352</u>	<u>17,356,314</u>	<u>18,021,985</u>	<u>16,117,462</u>	<u>19,621,303</u>	<u>20,585,187</u>	<u>21,865,577</u>	<u>22,350,009</u>
BUSINESS TAXES:										
Corporation Franchise.....	4,527,319	3,165,584	3,079,974	4,296,595	4,824,289	4,954,149	7,235,034	9,017,511	9,261,644	8,676,539
Corporation and Utilities.....	773,852	720,335	747,908	672,479	704,722	550,071	555,207	524,595	554,038	516,029
Insurance.....	1,580,071	1,579,645	1,776,830	1,836,785	2,305,962	2,189,710	2,452,448	2,680,420	2,813,082	3,005,684
Bank.....	(121,350)	389,660	467,123	(58,989)	69	156,490	19,860	354,775	957	332,662
Pass-Through Entity.....	-	-	-	-	-	-	16,430,336	14,944,292	13,955,436	17,780,858
Petroleum Business.....	1,123,851	1,123,685	1,091,954	1,165,218	1,160,775	941,997	1,031,659	1,094,733	1,109,110	1,060,573
Total Business Taxes.....	<u>7,883,743</u>	<u>6,978,909</u>	<u>7,163,789</u>	<u>7,912,088</u>	<u>8,995,817</u>	<u>8,792,417</u>	<u>27,724,544</u>	<u>28,616,326</u>	<u>27,694,267</u>	<u>31,372,345</u>
OTHER TAXES:										
Real Property Gains.....	10	63	(7)	-	-	-	-	-	-	-
Estate and Gift.....	1,520,792	1,090,889	1,307,842	1,068,327	1,070,166	1,537,437	1,386,152	2,185,203	1,855,654	1,300,942
Pari-Mutuel.....	17,182	15,755	15,372	15,368	13,917	9,652	12,948	13,005	12,167	11,665
Real Estate Transfer.....	1,163,060	1,126,369	1,125,073	1,135,271	1,123,766	948,856	1,639,467	1,472,000	1,165,186	1,257,841
Racing and Combative Sports.....	1,425	2,914	2,541	2,565	2,022	76	1,452	2,008	1,465	2,155
MCTD Mobility Tax.....	1,306,235	1,380,246	1,439,241	-	-	-	-	-	-	-
Employer Compensation Expense Tax.....	-	-	-	-	1,994	3,227	12,804	6,724	13,084	14,988
Total Other Taxes.....	<u>4,008,704</u>	<u>3,616,236</u>	<u>3,890,062</u>	<u>2,221,531</u>	<u>2,211,865</u>	<u>2,499,248</u>	<u>3,052,823</u>	<u>3,678,940</u>	<u>3,047,556</u>	<u>2,587,591</u>
TOTAL TAX RECEIPTS.....	<u>\$ 74,673,073</u>	<u>\$ 74,372,919</u>	<u>\$ 79,266,540</u>	<u>\$ 75,577,322</u>	<u>\$ 82,889,069</u>	<u>\$ 82,375,797</u>	<u>\$ 121,136,012</u>	<u>\$ 111,656,125</u>	<u>\$ 106,447,477</u>	<u>\$ 117,511,677</u>

STATE OF NEW YORK
GOVERNMENTAL FUNDS
COMBINING SCHEDULE OF TAX RECEIPTS
FISCAL YEAR ENDED MARCH 31, 2025
(amounts in thousands)

SCHEDULE 4

	GENERAL		SPECIAL REVENUE					
	STATE OPERATIONS ACCOUNT (10050-10099)	DEDICATED MASS TRANSPORTATION TRUST (20850-20899)	HEALTH CARE REFORM ACT RESOURCES (20800-20849)	HIGHWAY USE TAX ADMIN. (23801)	MASS TRANSPORTATION OPERATING ASSISTANCE (21400-21449)	MEDICAL CANNABIS TRUST (23750-23799)	NEW YORK STATE CANNABIS REVENUE (24800-24849)	SCHOOL TAX RELIEF (20550-20599)
PERSONAL INCOME TAX.....	\$ 29,152,396	\$ -	\$ -	\$ -	\$ -	\$ -	\$ -	\$ 1,448,470
CONSUMPTION/USE TAXES:								
Sales and Use.....	9,520,018	-	-	-	1,314,000	-	-	-
Auto Rental.....	-	-	-	-	33,000	-	-	-
Cigarette and Tobacco Products.....	244,853	-	552,983	-	-	-	-	-
Cannabis.....	-	-	-	-	-	3,091	126,010	-
Motor Fuel.....	-	103,626	-	-	-	-	-	-
Peer-to-Peer Car Sharing.....	1,600	-	-	-	400	-	-	-
Alcoholic Beverage.....	269,445	-	-	-	-	-	-	-
Highway Use.....	-	-	-	1,943	-	-	-	-
Vapor Excise.....	-	-	21,060	-	-	-	-	-
Opioid Excise.....	20,561	-	-	-	-	-	-	-
Total Consumption/Use Taxes.....	10,056,477	103,626	574,043	1,943	1,347,400	3,091	126,010	-
BUSINESS TAXES:								
Corporation Franchise.....	6,788,192	-	-	-	1,888,347	-	-	-
Corporation and Utilities.....	405,880	-	-	-	99,766	-	-	-
Insurance.....	2,696,741	-	-	-	308,943	-	-	-
Bank.....	277,279	-	-	-	55,383	-	-	-
Pass-Through Entity.....	8,890,429	-	-	-	-	-	-	-
Petroleum Business.....	-	343,319	-	-	121,565	-	-	-
Total Business Taxes.....	19,058,521	343,319	-	-	2,474,004	-	-	-
OTHER TAXES:								
Real Property Gains.....	-	-	-	-	-	-	-	-
Estate and Gift.....	1,300,942	-	-	-	-	-	-	-
Pari-Mutuel.....	11,665	-	-	-	-	-	-	-
Real Estate Transfer.....	-	-	-	-	-	-	-	-
Racing and Combative Sports.....	2,155	-	-	-	-	-	-	-
Employer Compensation Expense Tax.....	7,494	-	-	-	-	-	-	-
Total Other Taxes.....	1,322,256	-	-	-	-	-	-	-
TOTAL TAX RECEIPTS.....	\$ 59,589,650	\$ 446,945	\$ 574,043	\$ 1,943	\$ 3,821,404	\$ 3,091	\$ 126,010	\$ 1,448,470

STATE OF NEW YORK
GOVERNMENTAL FUNDS
COMBINING SCHEDULE OF TAX RECEIPTS
FISCAL YEAR ENDED MARCH 31, 2025
(amounts in thousands)

SCHEDULE 4
(continued)

	DEBT SERVICE		CAPITAL PROJECTS		TOTAL GOVERNMENTAL FUNDS	
	CLEAN WATER / CLEAN AIR (40400-40449)	GENERAL DEBT SERVICE (40150-40199)	DEDICATED HIGHWAY AND BRIDGE TRUST (30050-30099)	ENVIRONMENTAL PROTECTION (30450-30499)	2024-25	2023-24
PERSONAL INCOME TAX.....	\$ -	\$ 30,600,866	\$ -	\$ -	\$ 61,201,732	\$ 53,840,077
CONSUMPTION/USE TAXES:						
Sales and Use.....	-	9,514,738	-	-	20,348,756	19,903,059
Auto Rental.....	-	-	104,000	-	137,000	131,000
Cigarette and Tobacco Products.....	-	-	-	-	797,836	842,541
Cannabis.....	-	-	-	-	129,101	42,272
Motor Fuel.....	-	-	382,830	-	486,456	486,767
Peer-to-Peer Car Sharing.....	-	-	-	-	2,000	600
Alcoholic Beverage.....	-	-	-	-	269,445	275,267
Highway Use.....	-	-	135,851	-	137,794	138,579
Vapor Excise.....	-	-	-	-	21,060	23,918
Opioid Excise.....	-	-	-	-	20,561	21,574
Total Consumption/Use Taxes.....	-	9,514,738	622,681	-	22,350,009	21,865,577
BUSINESS TAXES:						
Corporation Franchise.....	-	-	-	-	8,676,539	9,261,644
Corporation and Utilities.....	-	-	10,383	-	516,029	554,038
Insurance.....	-	-	-	-	3,005,684	2,813,082
Bank.....	-	-	-	-	332,662	957
Pass-Through Entity.....	-	8,890,429	-	-	17,780,858	13,955,436
Petroleum Business.....	-	-	595,689	-	1,060,573	1,109,110
Total Business Taxes.....	-	8,890,429	606,072	-	31,372,345	27,694,267
OTHER TAXES:						
Real Property Gains.....	-	-	-	-	-	-
Estate and Gift.....	-	-	-	-	1,300,942	1,855,654
Pari-Mutuel.....	-	-	-	-	11,665	12,167
Real Estate Transfer.....	1,000,491	-	-	257,350	1,257,841	1,165,186
Racing and Combative Sports.....	-	-	-	-	2,155	1,465
Employer Compensation Expense Tax.....	-	7,494	-	-	14,988	13,084
Total Other Taxes.....	1,000,491	7,494	-	257,350	2,587,591	3,047,556
TOTAL TAX RECEIPTS.....	\$ 1,000,491	\$ 49,013,527	\$ 1,228,753	\$ 257,350	\$ 117,511,677	\$ 106,447,477

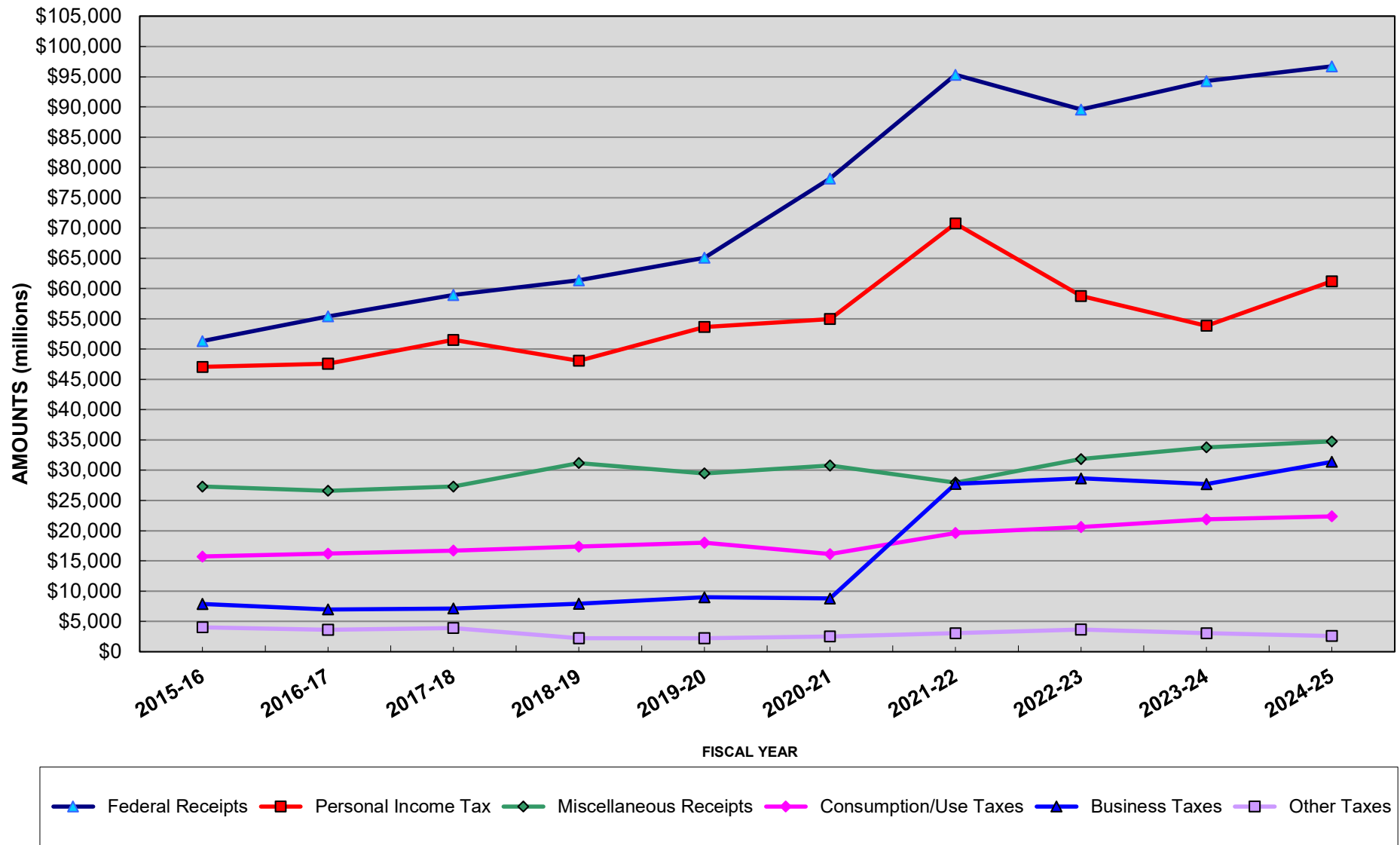
STATE OF NEW YORK
GOVERNMENTAL FUNDS
STATE TAX RECEIPTS PER CAPITA (*)
FISCAL YEARS 2015-16 THROUGH 2024-25

SCHEDULE 5

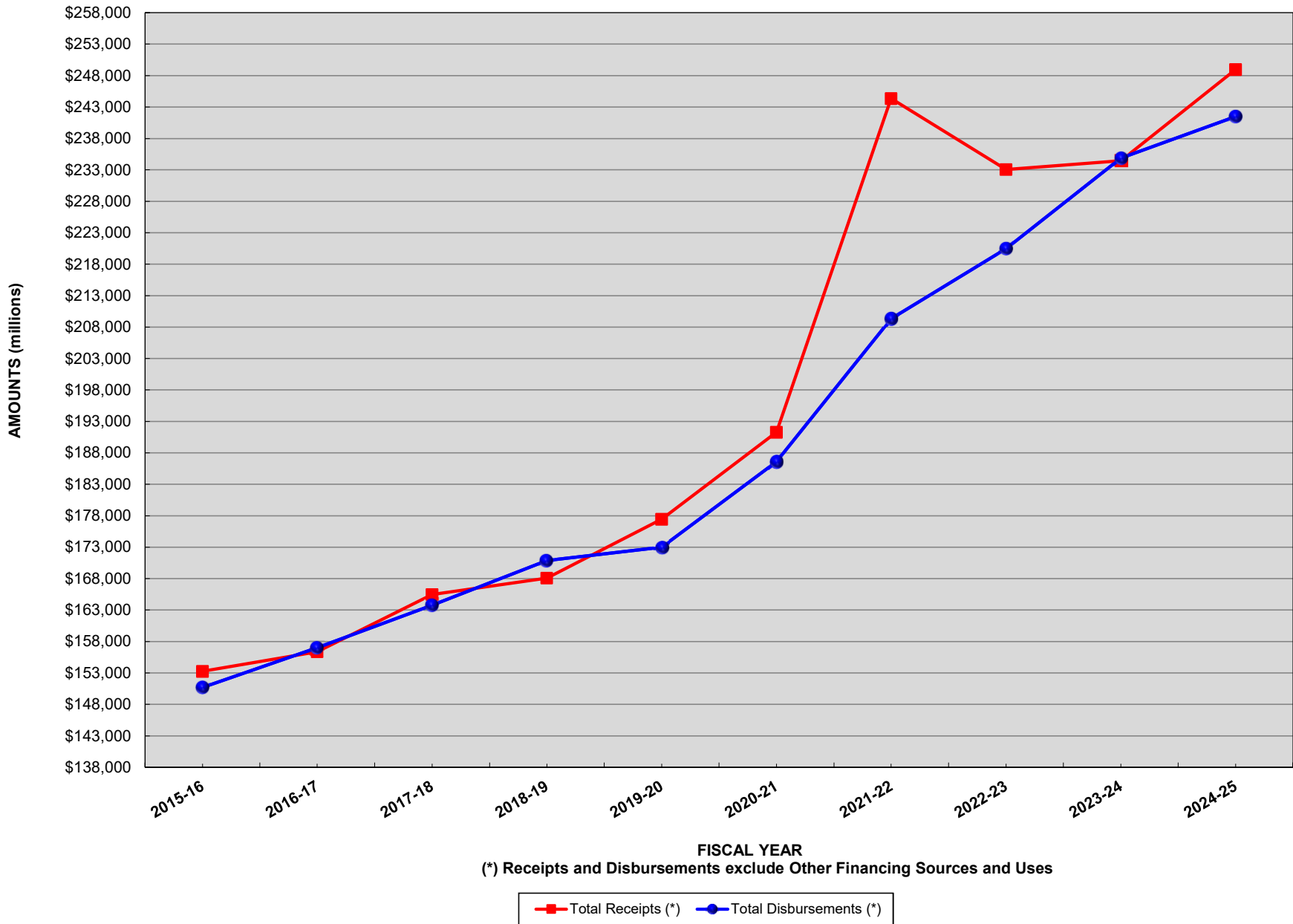
	2015-16	2016-17	2017-18	2018-19	2019-20	2020-21	2021-22	2022-23	2023-24	2024-25
PERSONAL INCOME TAX										
Millions of Dollars.....	\$ 47,055	\$ 47,566	\$ 51,501	\$ 48,087	\$ 53,659	\$ 54,967	\$ 70,737	\$ 58,776	\$ 53,840	\$ 61,202
Percentage of Total Taxes.....	63.01%	63.96%	64.97%	63.63%	64.74%	66.73%	58.39%	52.64%	50.58%	52.08%
Change from Prior Year.....	7.70%	1.10%	8.30%	-6.63%	11.59%	2.44%	28.69%	-16.91%	-8.40%	13.67%
Per Capita.....	2,377	2,415	2,601	2,466	2,752	2,721	3,573	2,984	2,747	3,076
CONSUMPTION/USE TAXES										
Millions of Dollars.....	15,725	16,212	16,711	17,356	18,022	16,118	19,621	20,585	21,866	22,350
Percentage of Total Taxes.....	21.06%	21.80%	21.08%	22.96%	21.74%	19.57%	16.20%	18.44%	20.54%	19.02%
Change from Prior Year.....	2.21%	3.10%	3.08%	3.86%	3.84%	-10.56%	21.73%	4.91%	6.22%	2.21%
Per Capita.....	794	823	844	890	924	798	991	1,045	1,116	1,123
BUSINESS TAXES										
Millions of Dollars.....	7,884	6,979	7,164	7,912	8,996	8,792	27,725	28,616	27,694	31,372
Percentage of Total Taxes.....	10.56%	9.38%	9.04%	10.47%	10.85%	10.67%	22.89%	25.63%	26.02%	26.70%
Change from Prior Year.....	-7.27%	-11.48%	2.65%	10.44%	13.70%	-2.27%	215.34%	3.21%	-3.22%	13.28%
Per Capita.....	398	354	362	406	461	435	1,400	1,453	1,413	1,576
OTHER TAXES										
Millions of Dollars.....	4,009	3,616	3,890	2,222	2,212	2,499	3,053	3,679	3,047	2,588
Percentage of Total Taxes.....	5.37%	4.86%	4.91%	2.94%	2.67%	3.03%	2.52%	3.29%	2.86%	2.20%
Change from Prior Year.....	16.64%	-9.80%	7.58%	-42.88%	-0.45%	12.97%	22.17%	20.50%	-17.18%	-15.06%
Per Capita.....	202	184	196	114	113	124	154	187	155	130
TOTAL TAXES										
Millions of Dollars.....	\$ 74,673	\$ 74,373	\$ 79,266	\$ 75,577	\$ 82,889	\$ 82,376	\$ 121,136	\$ 111,656	\$ 106,447	\$ 117,512
Percentage of Total Taxes.....	100.00%	100.00%	100.00%	100.00%	100.00%	100.00%	100.00%	100.00%	100.00%	100.00%
Change from Prior Year.....	5.12%	-0.40%	6.58%	-4.65%	9.67%	-0.62%	47.05%	-7.83%	-4.67%	10.39%
Per Capita.....	\$ 3,771	\$ 3,776	\$ 4,003	\$ 3,876	\$ 4,250	\$ 4,078	\$ 6,118	\$ 5,669	\$ 5,431	\$ 5,905

(*) Population estimates are based on current information published by the U.S. Census Bureau.

GOVERNMENTAL FUNDS - RECEIPTS TEN - YEAR TREND ANALYSIS



GOVERNMENTAL FUNDS - RECEIPTS TO DISBURSEMENTS TEN - YEAR TREND ANALYSIS



STATE OF NEW YORK
GOVERNMENTAL FUNDS
SCHEDULE OF RECEIPTS, DISBURSEMENTS
AND OTHER FINANCING SOURCES (USES)
FISCAL YEARS 2015-16 THROUGH 2024-25
(amounts in thousands)

SCHEDULE 6

	2015-16	2016-17	2017-18	2018-19	2019-20	2020-21	2021-22	2022-23	2023-24	2024-25
RECEIPTS:										
Personal Income Tax.....	\$ 47,055,283	\$ 47,565,944	\$ 51,501,337	\$ 48,087,389	\$ 53,659,402	\$ 54,966,670	\$ 70,737,342	\$ 58,775,672	\$ 53,840,077	\$ 61,201,732
Consumption/Use Taxes.....	15,725,343	16,211,830	16,711,352	17,356,314	18,021,985	16,117,462	19,621,303	20,585,187	21,865,577	22,350,009
Business Taxes.....	7,883,743	6,978,909	7,163,789	7,912,088	8,995,817	8,792,417	27,724,544	28,616,326	27,694,267	31,372,345
Other Taxes.....	4,008,704	3,616,236	3,890,062	2,221,531	2,211,865	2,499,248	3,052,823	3,678,940	3,047,556	2,587,591
Miscellaneous Receipts.....	27,268,336	26,592,173	27,261,900	31,184,690	29,466,372	30,772,200	27,932,192	31,841,074	33,755,089	34,761,661
Federal Receipts.....	51,323,529	55,407,032	58,941,910	61,344,353	65,080,025	78,152,450	95,306,331	89,563,137	94,275,750	96,712,449
Total Receipts.....	153,264,938	156,372,124	165,470,350	168,106,365	177,435,466	191,300,447	244,374,535	233,060,336	234,478,316	248,985,787
DISBURSEMENTS:										
Local Assistance Grants:										
Education.....	35,349,565	36,143,713	36,311,610	37,838,681	37,846,434	37,035,918	41,769,204	46,041,139	49,363,043	51,910,620
Environment and Recreation.....	321,479	323,656	339,773	437,205	426,032	205,570	382,749	501,266	835,410	867,713
General Government.....	1,573,960	1,706,128	1,825,069	2,256,612	2,171,966	6,016,766	2,304,861	2,609,775	2,071,756	2,168,117
Public Health:										
Medicaid.....	49,664,291	52,441,101	56,641,472	59,753,089	63,490,463	63,600,848	72,116,816	80,323,575	88,468,593	86,416,359
Other Public Health.....	6,873,429	9,059,103	10,136,319	10,375,088	10,448,786	10,820,431	12,303,061	13,656,042	17,407,527	21,992,295
Public Safety.....	2,229,061	1,715,641	1,794,205	1,593,457	1,853,770	2,358,389	2,348,332	3,804,946	5,065,767	5,141,626
Public Welfare.....	7,806,779	7,259,655	7,500,534	8,076,392	7,593,504	7,715,346	13,307,051	12,199,654	11,621,333	12,640,216
Support and Regulate Business.....	796,912	1,087,080	1,202,054	1,328,131	1,114,267	860,636	1,520,370	1,611,249	1,613,610	1,850,966
Transportation.....	5,698,151	6,600,666	6,243,875	5,773,123	5,173,187	6,157,444	7,885,286	6,907,860	6,729,436	7,105,413
Total Local Assistance Grants.....	110,313,627	116,336,743	121,994,911	127,431,778	130,118,409	134,771,348	153,937,730	167,655,506	183,176,475	190,093,325
Departmental Operations:										
Personal Service.....	13,598,151	13,723,534	13,837,589	14,324,727	14,726,504	14,792,082	15,094,133	15,544,527	16,526,427	17,709,212
Non-Personal Service.....	6,974,097	6,958,850	7,019,728	6,764,020	7,477,130	7,375,679	9,279,516	7,979,865	8,387,352	9,472,998
General State Charges.....	7,739,187	7,926,960	8,174,647	8,624,718	8,756,793	9,259,466	11,060,254	10,588,008	11,108,103	10,861,127
Debt Service, Including Payments on Financing Arrangements.....	5,598,485	5,513,783	5,872,838	6,698,565	4,916,091	13,298,477	12,587,208	10,480,899	6,996,592	3,775,696
Capital Projects.....	6,484,930	6,555,395	6,843,884	7,031,248	6,985,439	7,090,029	7,380,480	8,212,242	8,672,357	9,558,951
Total Disbursements.....	150,708,477	157,015,265	163,743,597	170,875,056	172,980,366	186,587,081	209,339,321	220,461,047	234,867,306	241,471,309
Excess (Deficiency) of Receipts over Disbursements.....	2,556,461	(643,141)	1,726,753	(2,768,691)	4,455,100	4,713,366	35,035,214	12,599,289	(388,990)	7,514,478
OTHER FINANCING SOURCES (USES):										
Bond and Note Proceeds, net.....	-	-	160,369	132,900	-	202,642	-	-	504,981	386,402
Transfers from Other Funds.....	33,441,924	31,668,311	33,063,685	38,730,322	45,464,700	37,288,898	61,298,258	52,323,876	52,431,421	64,695,755
Transfers to Other Funds.....	(33,543,814)	(31,730,590)	(33,306,520)	(38,868,505)	(45,610,072)	(37,541,026)	(61,535,569)	(52,516,422)	(52,590,938)	(64,812,402)
Investments.....	(5)	-	-	-	-	-	-	-	-	-
Total Other Financing Sources (Uses).....	(101,895)	(62,279)	(82,466)	(5,283)	(145,372)	(49,486)	(237,311)	(192,546)	345,464	269,755
Excess (Deficiency) of Receipts and Other Financing Sources over Disbursements and Other Financing Uses.....	2,454,566	(705,420)	1,644,287	(2,773,974)	4,309,728	4,663,880	34,797,903	12,406,743	(43,526)	7,784,233
Beginning Fund Balances (*).....	9,355,555	11,810,121	11,104,701	12,748,988	9,975,014	14,284,742	18,751,091	53,548,994	65,955,737	65,912,211
Ending Fund Balances.....	\$ 11,810,121	\$ 11,104,701	\$ 12,748,988	\$ 9,975,014	\$ 14,284,742	\$ 18,948,622	\$ 53,548,994	\$ 65,955,737	\$ 65,912,211	\$ 73,696,444

(*) The April 1, 2015 balance has been adjusted by \$529 thousand to reverse out a prior period adjustment.
The April 1, 2021 balance has been adjusted by \$197,531 thousand for the reclassification of Special Revenue Funds.

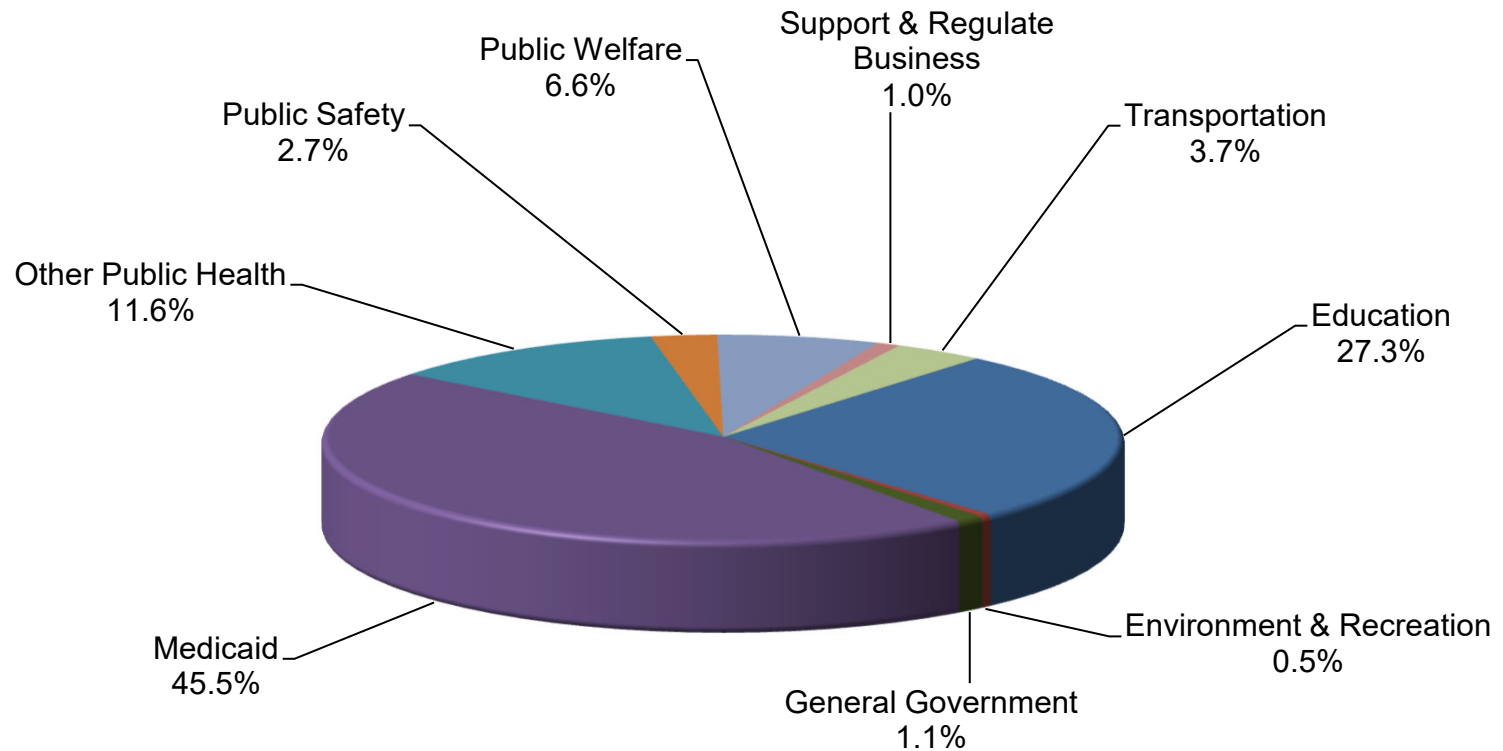
STATE OF NEW YORK
GOVERNMENTAL FUNDS - STATE OPERATING
SCHEDULE OF RECEIPTS, DISBURSEMENTS
AND OTHER FINANCING SOURCES (USES)
FISCAL YEARS 2015-16 THROUGH 2024-25
(amounts in thousands)

SCHEDULE 6
SUPPLEMENTAL

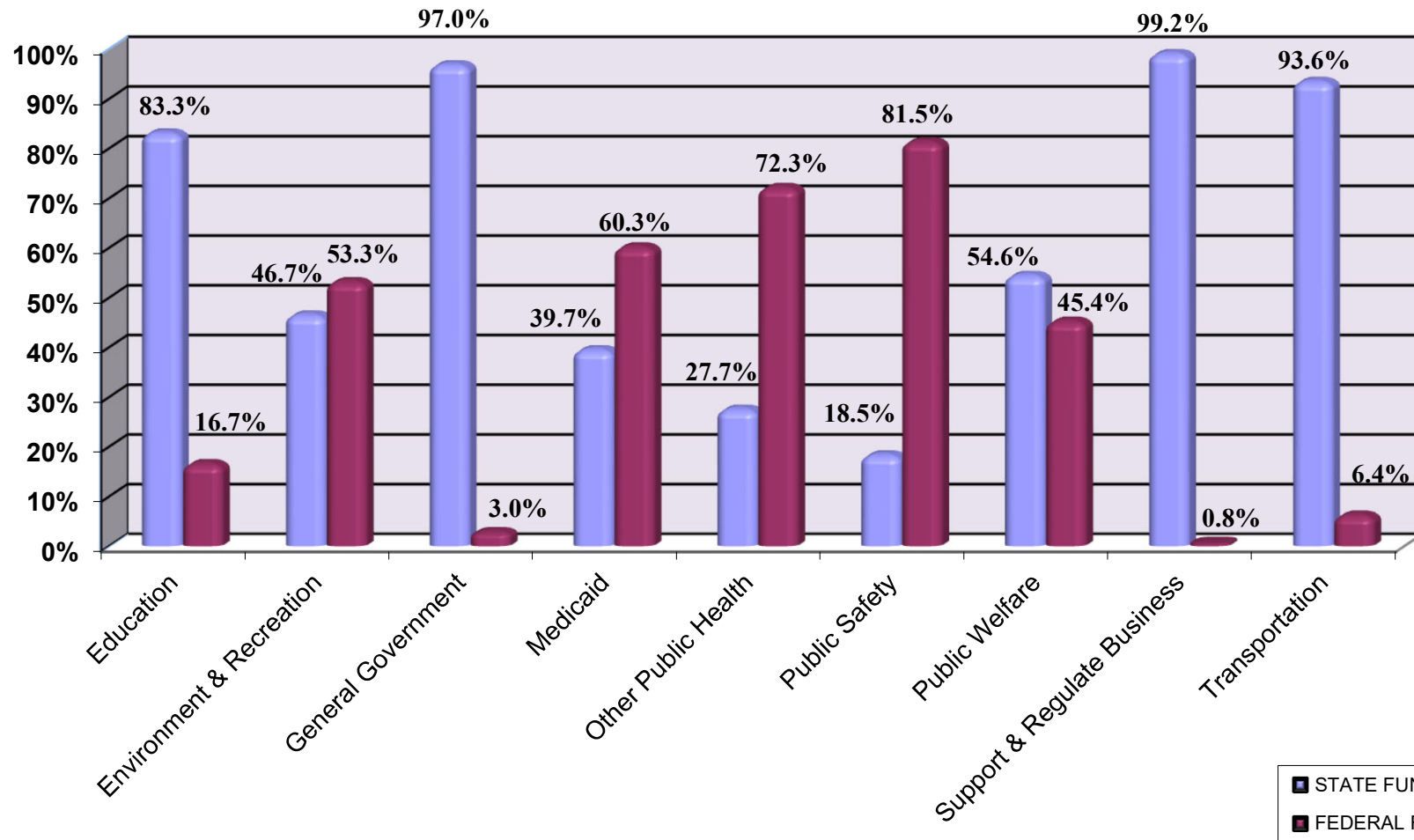
	2015-16	2016-17	2017-18	2018-19	2019-20	2020-21	2021-22	2022-23	2023-24	2024-25
RECEIPTS:										
Personal Income Tax.....	\$ 47,055,283	\$ 47,565,944	\$ 51,501,337	\$ 48,087,389	\$ 53,659,402	\$ 54,966,670	\$ 70,737,342	\$ 58,775,672	\$ 53,840,077	\$ 61,201,732
Consumption/Use Taxes.....	15,089,642	15,587,740	16,138,822	16,711,610	17,389,999	15,596,905	19,014,572	20,208,435	21,244,378	21,727,328
Business Taxes.....	7,244,264	6,339,407	6,541,978	7,242,419	8,329,453	8,256,522	27,137,530	27,991,753	27,055,760	30,766,273
Other Taxes.....	3,889,604	3,497,136	3,770,962	2,102,431	2,092,765	2,380,148	2,933,723	3,421,590	2,790,206	2,330,241
Miscellaneous Receipts.....	23,254,991	21,756,660	21,333,717	23,485,540	22,700,563	25,109,327	22,742,619	24,901,557	27,692,663	28,595,236
Federal Receipts.....	73,548	72,472	74,484	72,646	61,164	60,658	4,605,846	2,419,933	2,298,639	3,682,973
Total Receipts.....	96,607,332	94,819,359	99,361,300	97,702,035	104,233,346	106,370,230	147,171,632	137,718,940	134,921,723	148,303,783
DISBURSEMENTS:										
Local Assistance Grants:										
Education.....	31,662,758	32,548,831	33,014,336	33,845,340	34,142,263	33,909,751	35,088,467	37,164,263	40,481,751	42,871,321
Environment and Recreation.....	12,174	8,668	8,315	7,913	7,811	5,326	11,304	7,468	8,363	10,545
General Government.....	1,215,379	1,191,543	1,165,773	1,180,807	1,267,929	1,175,242	1,257,051	1,423,721	1,385,660	1,419,756
Public Health:										
Medicaid.....	18,314,157	18,651,573	19,691,251	20,371,950	23,241,124	19,292,613	24,598,856	27,768,488	32,086,169	34,267,873
Other Public Health.....	3,265,481	3,485,984	3,292,526	3,436,703	3,591,023	3,612,626	3,843,819	4,502,700	4,540,274	5,669,697
Public Safety.....	283,224	315,928	323,989	379,250	363,657	329,689	496,832	505,793	658,830	933,543
Public Welfare.....	2,935,571	2,922,687	2,822,482	2,783,464	2,322,931	2,945,109	5,065,789	5,020,856	4,335,066	5,238,074
Support and Regulate Business.....	219,285	266,146	260,406	233,146	227,259	168,423	849,879	914,459	467,959	327,569
Transportation.....	4,745,229	4,977,294	5,024,864	3,938,202	3,488,296	3,648,121	3,786,095	4,569,245	5,237,481	5,119,903
Total Local Assistance Grants.....	62,653,258	64,368,654	65,603,942	66,176,775	68,652,293	65,086,900	74,998,092	81,876,993	89,201,553	95,858,281
Departmental Operations:										
Personal Service.....	12,980,751	13,092,382	13,170,430	13,687,315	14,089,676	12,354,693	13,243,266	14,840,050	15,749,299	16,915,114
Non-Personal Service.....	5,601,777	5,587,399	5,650,695	5,370,250	6,078,226	5,651,162	6,592,477	6,349,097	5,829,269	6,660,859
General State Charges.....	7,452,462	7,634,324	7,853,087	8,203,826	8,423,198	7,917,891	10,024,752	10,202,889	10,695,976	10,442,747
Debt Service, Including Payments on Financing Arrangements.....	5,598,485	5,513,783	5,872,838	6,698,565	4,916,091	13,196,256	12,544,930	10,480,899	6,996,592	3,775,696
Capital Projects.....	1,749	2,544	-	-	-	-	-	-	-	-
Total Disbursements.....	94,288,482	96,199,086	98,150,992	100,136,731	102,159,484	104,206,902	117,403,517	123,749,928	128,472,689	133,652,697
Excess (Deficiency) of Receipts over Disbursements.....	2,318,850	(1,379,727)	1,210,308	(2,434,696)	2,073,862	2,163,328	29,768,115	13,969,012	6,449,034	14,651,086
OTHER FINANCING SOURCES (USES):										
Transfers from Other Funds.....	31,042,573	29,289,847	31,088,466	37,127,642	42,428,495	33,030,762	54,681,615	47,754,785	46,745,940	57,967,252
Transfers to Other Funds.....	(30,611,048)	(28,925,962)	(30,317,497)	(35,938,285)	(42,455,322)	(34,470,447)	(58,616,974)	(49,767,105)	(49,841,551)	(61,373,752)
Investments.....	(5)	-	-	-	-	-	-	-	-	-
Total Other Financing Sources (Uses).....	431,520	363,885	770,969	1,189,357	(26,827)	(1,439,685)	(3,935,359)	(2,012,320)	(3,095,611)	(3,406,500)
Excess (Deficiency) of Receipts and Other Financing Sources over Disbursements and Other Financing Uses.....	2,750,370	(1,015,842)	1,981,277	(1,245,339)	2,047,035	723,643	25,832,756	11,956,692	3,353,423	11,244,586
Beginning Fund Balances (*).....	9,890,801	12,641,171	11,625,329	13,606,606	12,361,267	14,408,302	14,934,414	40,767,170	52,723,862	56,077,285
Ending Fund Balances.....	\$ 12,641,171	\$ 11,625,329	\$ 13,606,606	\$ 12,361,267	\$ 14,408,302	\$ 15,131,945	\$ 40,767,170	\$ 52,723,862	\$ 56,077,285	\$ 67,321,871

(*) The April 1, 2015 balance has been adjusted by \$529 thousand to reverse a prior period adjustment.
The April 1, 2021 balance has been adjusted by \$197,531 thousand for the reclassification of Special Revenue Funds.

**GOVERNMENTAL FUNDS
LOCAL ASSISTANCE GRANTS
FISCAL YEAR ENDED MARCH 31, 2025**



**GOVERNMENTAL FUNDS
LOCAL ASSISTANCE GRANTS BY FUNDING SOURCE
FISCAL YEAR ENDED MARCH 31, 2025**



STATE OF NEW YORK
GOVERNMENTAL FUNDS
LOCAL ASSISTANCE DISBURSEMENTS BY PROGRAM
FISCAL YEAR ENDED MARCH 31, 2025
(amounts in thousands)

SCHEDULE 7

	GENERAL	STATE SPECIAL REVENUE	FEDERAL SPECIAL REVENUE	STATE CAPITAL PROJECTS	FEDERAL CAPITAL PROJECTS	2024-25	2023-24
Education:							
Public School Aid.....	\$ 32,675,711	\$ 5,066,004	\$ 8,672,261	\$ 337,779	\$ -	\$ 46,751,755	\$ 44,232,777
Higher Education.....	3,403,919	-	-	14,829	-	3,418,748	3,240,271
School Tax Relief (STAR).....	-	1,448,470	-	-	-	1,448,470	1,607,753
Other Education.....	270,264	6,953	14,119	311	-	291,647	282,242
Total Education.....	36,349,894	6,521,427	8,686,380	352,919	-	51,910,620	49,363,043
Environment and Recreation:							
Environmental Protection.....	3,367	-	-	394,241	459,583	857,191	827,357
Parks, Recreation and Historic Preservation.....	1,434	5,744	3,334	10	-	10,522	8,053
Total Environment and Recreation.....	4,801	5,744	3,334	394,251	459,583	867,713	835,410
General Government:							
Local Government Aid.....	956,237	99,438	-	52,314	-	1,107,989	1,016,919
Judicial.....	140,831	124,342	-	-	-	265,173	308,099
All Other.....	60,499	38,409	65,160	630,887	-	794,955	746,738
Total General Government.....	1,157,567	262,189	65,160	683,201	-	2,168,117	2,071,756
Public Health:							
Medicaid.....	27,499,387	6,768,486	52,148,486	-	-	86,416,359	88,468,593
Mental Hygiene.....	2,658,932	88,557	222,294	59,686	-	3,029,469	2,681,734
Health.....	756,530	1,976,023	15,527,101	361,252	21,572	18,642,478	14,460,811
Aging.....	189,655	-	130,693	-	-	320,348	264,982
Total Public Health.....	31,104,504	8,833,066	68,028,574	420,938	21,572	108,408,654	105,876,120
Public Safety:							
Criminal Justice.....	468,299	363,044	126,375	2,098	-	959,816	705,350
Emergency Management Service.....	11,158	72,138	4,065,145	14,465	-	4,162,906	4,352,368
Prisons and Reformatories.....	18,904	-	-	-	-	18,904	8,049
Total Public Safety.....	498,361	435,182	4,191,520	16,563	-	5,141,626	5,065,767
Public Welfare:							
Welfare.....	5,099,461	2,620	5,508,485	2,592	-	10,613,158	10,191,130
Public Housing.....	87,295	21,590	55,866	1,661,338	-	1,826,089	1,236,299
Employment Services.....	27,084	24	173,861	-	-	200,969	193,904
Total Public Welfare.....	5,213,840	24,234	5,738,212	1,663,930	-	12,640,216	11,621,333
Support and Regulate Business:							
Commerce, Industry & Agriculture.....	199,570	-	8,528	1,509,143	5,726	1,722,967	1,385,188
Regulate Businesses.....	56,440	71,559	-	-	-	127,999	228,422
Total Support and Regulate Business.....	256,010	71,559	8,528	1,509,143	5,726	1,850,966	1,613,610
Transportation:							
Traffic Safety.....	-	-	25,165	-	-	25,165	20,091
Transportation.....	247,716	4,872,187	71,424	1,532,432	356,489	7,080,248	6,709,345
Total Transportation.....	247,716	4,872,187	96,589	1,532,432	356,489	7,105,413	6,729,436
Total.....	\$ 74,832,693	\$ 21,025,588	\$ 86,818,297	\$ 6,573,377	\$ 843,370	\$ 190,093,325	\$ 183,176,475

STATE OF NEW YORK
ALL FUNDS BY FUND TYPE
STATEMENT OF APPROPRIATION TRANSACTIONS (IN FORCE)
BUDGET PERIOD ENDED MARCH 31, 2025

SCHEDULE 8

	BALANCE OF APPROPRIATIONS IN FORCE APRIL 1, 2024	ADD: APPROPRIATIONS BY 2024 LEGISLATURE	LESS: APPROPRIATIONS LAPSED	AUTHORIZED BUDGET TRANSFERS (*)	OTHER 2024 LEGISLATIVE ACTIONS (**)	BUDGET PERIOD 2024-25 EXPENDITURES	BALANCE OF APPROPRIATIONS IN FORCE MARCH 31, 2025	BUDGET PERIOD 2024-25 DISBURSEMENTS
GOVERNMENTAL FUNDS:								
General Fund.....	\$ 100,944,872,458	\$ 119,032,787,737	\$ 39,100,313,012	\$ 4,490,435,733	\$ 296,732,843	\$ 101,076,526,256	\$ 84,587,989,503	\$ 101,075,049,229
Special Revenue - Federal.....	299,881,166,271	109,309,995,945	68,297,961,636	(4,816,649,766)	-	93,810,779,696	242,265,771,118	93,817,523,544
Special Revenue - State.....	22,713,463,082	34,967,755,659	8,901,226,552	304,720,812	-	31,999,626,552	17,085,086,449	31,985,339,343
Debt Service.....	7,355,355,610	12,244,000,000	7,355,352,188	-	-	3,774,451,623	8,469,551,799	3,774,451,623
Capital Projects - Federal.....	17,205,421,536	4,445,613,000	1,409,050	4,326,170	-	2,616,980,947	19,036,970,709	2,613,196,244
Capital Projects - State.....	91,704,840,892	17,347,461,000	1,278,988,963	21,000,221	(30,600,000)	14,774,024,058	92,989,689,092	14,785,702,996
Special Emergency.....	10,802,075,000	9,000,000,000	10,802,075,000	(3,789,170)	-	-	8,996,210,830	-
TOTAL GOVERNMENTAL FUNDS.....	550,607,194,849	306,347,613,341	135,737,326,401	44,000	266,132,843	248,052,389,132	473,431,269,500	248,051,262,979
PROPRIETARY FUNDS:								
Enterprise.....	15,973,813,159	9,799,909,400	7,595,925,966	-	-	6,229,227,847	11,948,568,746	6,225,607,791
Internal Service.....	1,305,667,661	1,474,322,300	670,382,019	(44,000)	-	777,950,717	1,331,613,225	778,058,911
TOTAL PROPRIETARY FUNDS.....	17,279,480,820	11,274,231,700	8,266,307,985	(44,000)	-	7,007,178,564	13,280,181,971	7,003,666,702
FIDUCIARY FUNDS:								
Private Purpose Trust.....	2,594,151	3,425,000	2,431,447	-	-	950,888	2,636,816	950,888
Trust.....	35,148,098	267,072,000	25,280,627	-	-	253,329,213	23,610,258	253,328,452
Agency.....	1,402,540,992	920,650,000	710,416,739	-	-	207,253,052	1,405,521,201	207,253,052
TOTAL FIDUCIARY FUNDS.....	1,440,283,241	1,191,147,000	738,128,813	-	-	461,533,153	1,431,768,275	461,532,392
GRAND TOTAL - ALL FUNDS.....	\$ 569,326,958,910	\$ 318,812,992,041	\$ 144,741,763,199	\$ -	\$ 266,132,843	\$ 255,521,100,849	\$ 488,143,219,746	\$ 255,516,462,073

(*) Authorized budget transfers represent those movements of appropriation authority provided in appropriation acts between different funds/agencies.

(**) Other legislative actions represent additional appropriations enacted outside of the Executive budget process (i.e., deficiency and supplemental appropriation bills) and increases or reductions by the Legislature to a prior year appropriation.

STATE OF NEW YORK
ALL FUNDS BY BUSINESS UNIT
STATEMENT OF APPROPRIATION TRANSACTIONS (IN FORCE)
BUDGET PERIOD ENDED MARCH 31, 2025

	BALANCE OF APPROPRIATIONS IN FORCE APRIL 1, 2024	ADD: APPROPRIATIONS BY 2024 LEGISLATURE	LESS: APPROPRIATIONS LAPSED	AUTHORIZED BUDGET TRANSFERS (*)	OTHER 2024 LEGISLATIVE ACTIONS (**)	BUDGET PERIOD 2024-25 EXPENDITURES	BALANCE OF APPROPRIATIONS IN FORCE MARCH 31, 2025	BUDGET PERIOD 2024-25 DISBURSEMENTS
GENERAL:								
Addiction Services and Supports, Office of.....	\$ 307,078,595	\$ 721,312,000	\$ 121,868,661	\$ 15,234,955	\$ -	\$ 508,668,812	\$ 413,088,077	\$ 508,499,095
Adirondack Park Agency.....	1,280,408	6,638,000	1,040,404	-	-	5,935,315	942,689	5,935,486
Aging, State Office for the.....	135,453,069	208,368,501	4,520,807	31,568,000	-	222,933,509	147,935,254	222,933,509
Agriculture and Markets, Department of.....	148,128,575	117,090,000	3,268,503	592,430	-	95,462,301	167,080,201	95,450,853
Alcoholic Beverage Control, Division of.....	6,654,828	16,532,000	6,454,598	200,000	-	12,590,495	4,341,735	12,590,495
Arts, Council on the.....	16,041,599	92,690,000	733,698	2,515,000	-	87,686,650	22,826,251	87,646,650
Budget, Division of the.....	10,399,104	38,853,000	24,818,498	16,758,024	-	32,352,240	8,839,390	32,352,240
Children and Family Services, Office of.....	3,148,237,863	3,524,130,967	296,406,359	121,092,259	-	2,957,691,801	3,539,362,929	2,957,610,217
City University of New York.....	468,608,279	2,109,259,025	1,004,753	17,522,442	-	2,122,357,468	472,027,525	2,122,357,468
Civil Service, Department of.....	16,353,169	56,208,000	10,957,044	-	-	36,611,120	24,993,005	36,611,120
Commission on Prosecutorial Conduct.....	1,750,000	1,750,000	1,750,000	-	-	420,818	1,329,182	420,685
Correction, State Commission of.....	1,504,302	4,101,000	1,349,114	950,000	-	4,371,737	834,451	4,371,737
Corrections and Community Supervision, Department of.....	390,170,332	2,796,846,000	166,625,559	223,391,775	-	2,967,975,069	275,807,479	2,967,843,521
Criminal Justice Services, Division of.....	606,111,403	622,062,000	24,818,381	3,817,925	-	481,514,230	725,658,717	481,514,230
Economic Development, Department of.....	232,710,873	81,743,660	43,936,558	(2,840,000)	-	58,731,281	208,946,694	58,731,281
Education, State Department of.....	4,306,744,315	33,384,042,350	2,947,983	(269,310,481)	-	32,971,609,520	4,446,918,701	32,971,629,711
Elections, Board of.....	17,435,245	43,300,000	10,255,414	-	-	26,022,442	24,457,389	26,022,442
Employee Relations, Office of.....	114,908,511	62,504,000	25,128,464	(2,249,775)	5,545,631	41,284,292	114,295,611	41,283,492
Environmental Conservation, Department of.....	93,711,469	242,231,200	65,764,770	8,506,500	-	178,885,966	99,798,433	178,885,966
Ethics and Lobbying in Government, Commission on.....	1,746,089	8,066,000	946,775	-	-	6,876,046	1,989,268	6,875,591
Executive Chamber.....	729,595	23,303,000	565,263	-	-	22,720,960	746,372	22,717,057
Financial Services, Department of.....	14,118,054	3,250,000	-	(1,499,269)	-	3,327,977	12,540,808	3,327,977
Franchise Oversight Board.....	1,634,264	-	-	-	-	-	1,634,264	-
General Services, Office of.....	31,330,945	159,685,000	26,147,948	25,018,100	-	153,304,544	36,581,553	153,304,544
Greenway Heritage Conservancy.....	-	266,000	-	292,000	-	-	292,000	-
Health, Department of.....	70,801,698,120	31,621,701,841	28,509,065,138	4,213,583,322	-	27,531,400,144	50,596,518,001	27,531,245,447
Higher Education Services Corporation.....	709,910,589	1,031,604,000	265,519,104	15,000,000	-	877,161,631	613,833,854	877,158,881
Homeland Security and Emergency Services, Division of.....	1,504,682,390	200,750,000	11,024,320	31,470,000	-	23,085,450	1,702,792,620	23,085,450
Housing and Community Renewal, Division of.....	135,242,999	43,457,000	10,068,732	1,630,000	-	36,788,269	133,472,998	36,788,137
Hudson River Valley Greenways.....	1,218,345	495,000	144,783	(26,000)	-	184,577	1,357,985	184,577
Human Rights, Division of.....	6,677,013	22,870,000	6,737,138	285,000	-	19,647,648	3,447,227	19,646,225
Indigent Legal Services, Office of.....	205,389,165	92,000,000	-	47,000,000	-	78,576,712	265,812,453	78,576,712
Information Technology Services, Office of.....	96,188,133	739,691,000	32,218,856	12,180,000	-	740,824,671	75,015,606	740,820,949
Inspector General, Office of the State.....	1,099,513	10,838,000	993,863	590,000	-	9,711,946	1,821,704	9,707,336
Interest on Lawyer Account (IOLA).....	4,486,927	17,920,723	2,398,760	-	-	14,981,647	5,027,243	14,981,647
Judicial Conduct.....	663,860	8,900,000	598,331	-	-	8,245,005	720,524	8,244,938
Judicial Nomination.....	28,987	30,000	28,987	-	-	-	30,000	-
Judicial Screening Committee.....	27,298	38,000	27,298	-	-	2,306	35,694	2,306
Justice Center for the Protection of People with Special Needs.....	26,497,269	59,884,000	25,119,965	1,900,000	-	38,189,594	24,971,710	38,189,189
Labor, Department of.....	78,742,465	52,522,000	700,000	2,000,000	-	30,645,827	101,918,638	30,250,278
Law, Department of.....	30,992,536	168,195,000	2,672,551	691,040	-	182,035,090	15,170,935	182,018,141
Legislative Bill Drafting Commission.....	18,698,894	19,277,698	-	-	-	17,177,174	20,799,418	17,177,174
Legislature - Assembly.....	96,476,295	150,914,327	-	-	-	138,903,958	108,486,664	138,903,958
Legislature - Senate.....	128,542,901	122,390,812	-	-	-	107,046,199	143,887,514	106,996,958
Lieutenant Governor.....	37,037	1,587,096	42,922	-	-	1,082,691	498,520	1,082,720
Medicaid Inspector General, Office of.....	2,789,832	21,758,000	2,379,528	-	-	19,195,328	2,972,972	19,195,332
Mental Health, Office of.....	1,616,568,752	5,127,554,000	1,026,017,162	162,308,658	-	4,290,631,321	1,589,782,927	4,290,614,625
Military and Naval Affairs, Division of.....	38,484,043	94,835,000	15,669,298	378,804,000	-	297,924,008	198,529,737	297,923,850
Miscellaneous State Agencies and Public Authorities.....	6,982,120,174	13,807,148,107	4,675,428,705	1,401,737,050	291,187,212	9,207,059,965	8,599,703,873	9,207,057,876
Motor Vehicles, Department of.....	3,192,144	14,012,000	2,973,797	-	-	10,765,265	3,465,082	10,765,265
National and Community Service.....	2,428,848	871,900	156,334	-	-	352,466	2,791,948	352,466
New York Waterfront Commission.....	-	3,000,000	-	-	-	3,860,574	(860,574)	3,860,574
NYS Gaming Commission.....	75,124	7,728,000	685,589	9,708,060	-	14,239,053	2,586,542	14,238,554
Parks, Recreation and Historic Preservation, Office of.....	50,881,715	201,318,000	23,618,999	4,570,879	-	171,852,118	61,299,477	171,851,129
People With Developmental Disabilities, Office for.....	3,563,895,880	7,530,908,000	2,793,831,561	(6,314,466)	-	5,152,403,458	3,142,254,395	5,152,385,700
Prevention of Domestic Violence, Office for the.....	12,961,256	14,852,000	499,837	-	-	11,131,955	16,181,464	10,999,916
Public Benefit Corporations.....	1,178,421,041	535,973,281	300,699,947	(122,260,000)	-	109,561,254	1,181,873,121	109,561,254
Public Employment Relations Board.....	599,242	5,542,000	570,308	-	-	4,384,717	1,186,217	4,384,717
Public Service, Department of.....	51,348,202	50,000,000	-	-	-	51,348,203	49,999,999	51,348,203
State, Department of.....	164,743,810	148,367,000	3,357,988	27,345,520	-	68,879,292	268,219,050	68,879,292
State Comptroller, Office of the.....	(1,190,549)	169,240,000	874,709	-	-	169,247,576	(2,072,834)	169,237,320
State Police, Division of.....	137,962,004	907,340,000	113,141,457	-	-	806,443,498	125,717,049	806,438,720
State University of New York.....	562,202,323	2,445,089,000	19,744,101	(1,938,395,384)	-	570,763,595	478,388,243	570,841,436
Statewide Financial System.....	2,140,926	32,009,000	11	-	-	32,181,997	1,967,918	32,181,997
Tax Appeals, Division of.....	278,753	4,048,000	253,392	-	-	3,225,109	848,252	3,225,109

(*) Authorized budget transfers represent those movements of appropriation authority provided in appropriation acts between different funds/agencies.
(**) Other legislative actions represent additional appropriations enacted outside of the Executive budget process (i.e., deficiency and supplemental appropriation bills) and increases or reductions by the Legislature to a prior year appropriation.

STATE OF NEW YORK
ALL FUNDS BY BUSINESS UNIT
STATEMENT OF APPROPRIATION TRANSACTIONS (IN FORCE)
BUDGET PERIOD ENDED MARCH 31, 2025

SCHEDULE 9
(continued)

	BALANCE OF APPROPRIATIONS IN FORCE APRIL 1, 2024	ADD: APPROPRIATIONS BY 2024 LEGISLATURE	LESS: APPROPRIATIONS LAPSED	AUTHORIZED BUDGET TRANSFERS (*)	OTHER 2024 LEGISLATIVE ACTIONS (**)	BUDGET PERIOD 2024-25 EXPENDITURES	BALANCE OF APPROPRIATIONS IN FORCE MARCH 31, 2025	BUDGET PERIOD 2024-25 DISBURSEMENTS
GENERAL (continued):								
Taxation and Finance, Department of.....	12,371,263	311,189,000	42,137,429	-	-	272,213,920	9,208,914	272,210,918
Temporary and Disability Assistance, Office of.....	1,950,378,260	4,772,707,000	344,905,312	59,706,812	-	3,029,977,908	3,407,908,852	3,029,958,960
Transportation, Department of.....	372,252,122	695,534,800	223,342	1,677,249	-	641,709,379	427,531,450	641,347,067
Unified Court System.....	287,964,025	3,292,841,449	17,993,798	(5,459,892)	-	3,261,133,868	296,217,916	3,261,197,904
Veterans' Services, Department of.....	28,229,585	25,840,000	5,050,461	-	-	18,576,314	30,442,810	18,575,676
Victim Services, Office of.....	3,593,127	122,545,000	1,390,657	-	-	1,547,037	123,200,433	1,547,037
Welfare Inspector General, Office of.....	38,934	1,239,000	39,008	(590,000)	-	599,942	48,984	599,942
TOTAL GENERAL.....	100,944,872,458	119,032,787,737	39,100,313,012	4,490,435,733	296,732,843	101,076,526,256	84,587,989,503	101,075,049,229
SPECIAL REVENUE - FEDERAL:								
Addiction Services and Supports, Office of.....	392,640,180	280,337,000	144,561,740	7,210,585	-	167,707,288	367,918,737	167,707,288
Aging, State Office for the.....	313,768,773	185,802,000	5,941,817	8,253,955	-	144,412,060	357,470,851	144,412,000
Agriculture and Markets, Department of.....	260,194,996	90,057,000	8,883,476	2,165,183	-	34,640,186	308,893,517	34,638,817
Alcoholic Beverage Control, Division of.....	-	-	-	25,000	-	22,328	2,672	22,328
Arts, Council on the.....	3,403,000	1,813,000	-	-	-	1,041,254	4,174,746	1,041,254
Budget, Division of the.....	-	-	-	17,498,000	-	17,495,548	2,452	17,495,548
Children and Family Services, Office of.....	4,596,378,292	1,994,371,000	589,485,638	(19,237,661)	-	1,735,780,529	4,246,245,464	1,736,318,679
City University of New York.....	5,865,062	-	26,000	17,599,772	-	3,775,955	19,662,879	3,775,955
Correction, State Commission of.....	1	-	-	-	-	-	1	-
Corrections and Community Supervision, Department of.....	232,059,573	40,500,000	24,073,673	2,003,687	-	7,544,794	242,944,773	7,544,794
Criminal Justice Services, Division of.....	288,258,263	52,596,000	18,417,704	5,657,101	-	29,027,540	299,066,120	29,027,540
Developmental Disabilities, State Council on.....	6,166,867	4,750,000	1,576,400	-	-	5,074,708	4,265,759	5,074,708
Economic Development, Department of.....	500,262,180	16,000,000	796,700	2,000,000	-	9,435,960	508,029,520	9,435,960
Education, State Department of.....	13,509,965,022	5,916,449,000	1,469,258,841	(9,787,953)	-	8,935,983,513	9,011,383,715	8,940,978,055
Elections, Board of.....	41,361,226	5,806,000	4,875,887	-	-	5,499,440	36,791,899	5,499,440
Environmental Conservation, Department of.....	377,649,327	93,205,000	11,000,000	(2,140,019)	-	64,461,366	393,252,942	64,461,366
General Services, Office of.....	15,881,366	26,730,000	1,500,406	-	-	20,580,208	20,530,752	20,580,208
Health, Department of.....	243,615,584,588	84,129,231,945	65,290,691,902	(4,802,151,294)	-	72,061,506,196	185,590,467,141	72,062,801,142
Higher Education Services Corporation.....	10,328,413	4,300,000	4,239	-	-	3,877,142	10,747,032	3,876,581
Homeland Security and Emergency Services, Division of.....	15,863,836,490	8,693,774,000	382,170,468	(508,579,123)	-	4,122,549,395	19,544,311,504	4,122,530,329
Housing and Community Renewal, Division of.....	789,657,779	88,808,000	(254)	32,267,863	-	102,151,892	808,582,004	102,151,642
Human Rights, Division of.....	16,152,960	6,018,000	-	-	-	2,207,945	19,963,015	2,207,945
Information Technology Services, Office of.....	18,475,304	500,000	-	(8,904,212)	-	4,263,229	5,807,863	4,263,229
Justice Center for the Protection of People with Special Needs.....	6,977,427	2,064,000	1,245,148	17,476,128	-	19,191,797	6,080,610	19,191,797
Labor, Department of.....	3,074,873,248	894,554,000	168,212,105	181,523	-	658,734,999	3,142,661,667	658,708,396
Lake George Park Commission.....	27,498	-	-	-	-	-	27,498	-
Law, Department of.....	46,380,994	51,750,000	26,089,396	-	-	40,157,294	31,884,304	40,144,914
Medicaid Inspector General, Office of.....	26,105,114	35,711,000	5,704,477	-	-	30,799,282	25,312,355	30,799,282
Mental Health, Office of.....	301,966,051	137,979,000	4,923,908	45,341,611	-	125,307,718	355,055,036	125,307,718
Military and Naval Affairs, Division of.....	65,812,971	45,080,000	156,295	19,600,086	-	57,523,777	72,812,985	57,522,140
Miscellaneous State Agencies and Public Authorities.....	7,442,009,421	-	-	-	-	-	7,442,009,421	-
Motor Vehicles, Department of.....	141,519,640	55,800,000	37,444	(17,327,613)	-	32,781,051	147,173,532	32,780,865
National and Community Service.....	160,556,391	30,158,000	36,412,630	-	-	21,382,891	132,918,870	21,382,891
Parks, Recreation and Historic Preservation, Office of.....	46,124,091	26,953,000	10,348,576	623,547	-	8,596,904	54,755,158	8,596,739
People With Developmental Disabilities, Office for.....	48,328,825	751,000	2,845,700	(42,523,525)	-	203,602	3,506,998	203,602
Prevention of Domestic Violence, Office for the.....	3,822,826	2,100,000	1,328,921	250,000	-	412,263	4,431,642	412,263
Public Benefit Corporations.....	5,653,795	2,000,000	-	10,473,712	-	12,640,756	5,486,751	12,640,756
Public Service, Department of.....	7,009,270	5,500,000	718,299	-	-	4,081,523	7,709,448	4,081,523
State, Department of.....	303,335,532	314,152,000	1,980,229	2,027,467	-	72,392,483	545,262,287	72,392,483
State Police, Division of.....	102,675,628	47,239,000	4,792,057	22,229,218	-	42,283,324	125,068,465	42,271,418
State University of New York.....	529,933,599	443,400,000	66,522,371	7,279,017	-	440,022,455	474,067,790	440,022,455
Statewide Financial System.....	-	-	-	-	-	-	-	-
Tax Appeals, Division of.....	-	-	-	-	-	-	-	-

(*) Authorized budget transfers represent those movements of appropriation authority provided in appropriation acts between different funds/agencies.

(**) Other legislative actions represent additional appropriations enacted outside of the Executive budget process (i.e., deficiency and supplemental appropriation bills) and increases or reductions by the Legislature to a prior year appropriation.

STATE OF NEW YORK
ALL FUNDS BY BUSINESS UNIT
STATEMENT OF APPROPRIATION TRANSACTIONS (IN FORCE)
BUDGET PERIOD ENDED MARCH 31, 2025

SCHEDULE 9
(continued)

	BALANCE OF APPROPRIATIONS IN FORCE APRIL 1, 2024	ADD: APPROPRIATIONS BY 2024 LEGISLATURE	LESS: APPROPRIATIONS LAPSED	AUTHORIZED BUDGET TRANSFERS (*)	OTHER 2024 LEGISLATIVE ACTIONS (**)	BUDGET PERIOD 2024-25 EXPENDITURES	BALANCE OF APPROPRIATIONS IN FORCE MARCH 31, 2025	BUDGET PERIOD 2024-25 DISBURSEMENTS
SPECIAL REVENUE - FEDERAL (continued):								
Taxation and Finance, Department of.....	4,406,142	-	-	-	-	429,556	3,976,586	429,556
Temporary and Disability Assistance, Office of.....	5,215,659,665	5,208,203,000	861,082	376,099,900	-	4,538,437,032	6,260,664,451	4,538,431,681
Transportation, Department of.....	1,065,047,535	183,459,000	8,647,170	1,695,300	-	105,410,451	1,136,144,214	105,419,372
Unified Court System.....	63,583,573	19,000,000	1,460,983	1,413,460	-	11,926,954	70,609,096	11,915,383
Veterans' Services, Department of.....	5,345,491	2,721,000	1,370,293	-	-	1,490,417	5,205,781	1,488,811
Victim Services, Office of.....	355,010,972	170,374,000	49,005	(5,370,461)	-	107,534,691	412,430,815	107,534,691
Workers' Compensation Board.....	1,110,910	-	1,110,910	-	-	-	-	-
TOTAL SPECIAL REVENUE - FEDERAL	299,881,166,271	109,309,995,945	68,297,961,636	(4,816,649,766)	-	93,810,779,696	242,265,771,118	93,817,523,544
SPECIAL REVENUE - STATE:								
Addiction Services and Supports, Office of.....	528,605,849	131,710,000	24,413,600	(35,282,564)	-	74,365,956	526,253,729	74,365,956
Adirondack Park Agency.....	1,500,000	-	-	-	-	-	1,500,000	-
Aging, State Office for the.....	1,729,734	1,230,000	1,230,001	725,000	-	724,998	1,729,735	724,998
Agriculture and Markets, Department of.....	75,656,488	27,016,000	17,658,212	-	-	6,030,035	78,984,241	6,028,054
Alcoholic Beverage Control, Division of.....	63,667,722	68,131,000	8,630	(1,382,879)	-	57,860,884	72,546,329	57,860,884
Arts, Council on the.....	742,000	496,000	50,000	-	-	625,000	563,000	625,000
Budget, Division of the.....	7,457,444	10,283,000	7,702,820	-	-	2,448,024	7,589,600	2,448,024
Children and Family Services, Office of.....	318,682,305	71,827,000	41,993,819	-	-	21,743,866	326,771,620	21,744,366
City University of New York.....	374,208	-	-	-	-	-	374,208	-
Civil Service, Department of.....	1,191,000	1,191,000	1,191,000	-	-	-	1,191,000	-
Corrections and Community Supervision, Department of.....	35,602,399	43,879,000	35,551,126	-	-	646,375	43,283,998	646,375
Criminal Justice Services, Division of.....	163,037,917	60,953,000	24,698,252	-	-	40,444,332	158,848,333	40,444,332
Economic Development, Department of.....	8,210,971	7,589,000	2,765,395	3,567,399	-	1,503,967	15,098,008	1,503,967
Education, State Department of.....	290,417,075	6,863,818,000	186,371,594	(4,477,549)	-	6,657,547,685	305,838,247	6,657,629,229
Elections, Board of.....	26,499,476	102,125,000	25,106,028	-	-	35,867,779	67,650,669	35,867,779
Employee Relations, Office of.....	475,107	1,144,000	464,057	-	-	751,842	403,208	751,842
Environmental Conservation, Department of.....	138,742,651	256,041,000	90,167,611	(4,838,000)	-	163,195,286	136,582,754	163,195,286
Financial Control Board for New York City.....	690,736	3,497,000	663,655	-	-	2,762,132	761,949	2,762,132
Financial Services, Department of.....	199,966,892	530,947,000	50,439,973	(50,176,919)	-	394,084,602	236,212,398	394,090,096
General Services, Office of.....	19,990,284	34,685,000	19,456,737	-	-	14,300,000	20,918,547	14,300,000
Health, Department of.....	13,062,079,231	8,643,946,000	6,266,675,375	411,302,895	-	9,084,640,302	6,766,012,449	9,084,686,041
Higher Education Services Corporation.....	63,526,791	52,809,000	33,114,075	325,000	-	24,251,884	59,294,832	24,251,692
Homeland Security and Emergency Services, Division of.....	519,144,717	159,992,000	14,796,147	30,041,000	-	147,686,011	546,695,559	147,728,968
Housing and Community Renewal, Division of.....	258,315,885	127,282,000	29,809	-	-	73,752,412	311,815,664	73,752,412
Indigent Legal Services, Office of.....	1,088,256,132	382,465,000	13,869,644	-	-	270,756,277	1,186,095,211	270,756,277
Information Technology Services, Office of.....	30,000,000	30,000,000	30,000,000	-	-	-	30,000,000	-
Inspector General, Office of the State.....	300,000	300,000	300,000	494,000	-	494,000	300,000	494,000
Interest on Lawyer Account (IOLA).....	28,574,162	119,916,000	19,487,568	(55,000,000)	-	43,306,553	30,696,041	43,306,553
Justice Center for the Protection of People with Special Needs.....	915,998	616,000	916,000	-	-	-	615,998	-
Labor, Department of.....	119,218,030	99,050,000	402,094	-	-	83,677,241	134,188,695	83,829,854
Lake George Park Commission.....	1,536,520	2,797,000	539,779	-	-	2,357,701	1,436,040	2,357,701
Law, Department of.....	21,043,889	130,018,000	16,094,402	41,869,846	-	133,160,543	43,676,790	133,687,758
Legislative Bill Drafting Commission.....	2,960,502	-	-	1,500,000	-	1,538,841	2,921,661	1,538,841
Legislature - Assembly.....	400,000	300,000	300,000	-	-	-	400,000	-
Legislature - Senate.....	6,475,579	1,800,000	300,000	(1,500,000)	-	-	6,475,579	-
Mental Health, Office of.....	22,878,922	25,412,000	22,518,632	-	-	3,668,372	22,103,918	3,668,372
Military and Naval Affairs, Division of.....	10,541,772	11,777,000	7,533,179	-	-	2,779,936	12,005,657	2,779,936
Miscellaneous State Agencies and Public Authorities.....	8,744,109	-	-	-	-	-	8,744,109	-
Motor Vehicles, Department of.....	11,721,492	75,001,000	8,323,386	-	-	63,789,138	14,609,968	63,789,138
New York Waterfront Commission.....	-	1,973,000	-	-	-	239,066	1,733,934	239,066
NYS Gaming Commission.....	210,958,273	365,634,000	184,010,924	-	-	156,589,020	235,992,329	156,589,020
Parks, Recreation and Historic Preservation, Office of.....	150,924,621	145,234,000	29,662,934	-	-	94,999,185	171,496,502	94,999,161

(*) Authorized budget transfers represent those movements of appropriation authority provided in appropriation acts between different funds/agencies.

(**) Other legislative actions represent additional appropriations enacted outside of the Executive budget process (i.e., deficiency and supplemental appropriation bills) and increases or reductions by the Legislature to a prior year appropriation.

STATE OF NEW YORK
ALL FUNDS BY BUSINESS UNIT
STATEMENT OF APPROPRIATION TRANSACTIONS (IN FORCE)
BUDGET PERIOD ENDED MARCH 31, 2025

SCHEDULE 9
(continued)

	BALANCE OF APPROPRIATIONS IN FORCE APRIL 1, 2024	ADD: APPROPRIATIONS BY 2024 LEGISLATURE	LESS: APPROPRIATIONS LAPSED	AUTHORIZED BUDGET TRANSFERS (*)	OTHER 2024 LEGISLATIVE ACTIONS (**)	BUDGET PERIOD 2024-25 EXPENDITURES	BALANCE OF APPROPRIATIONS IN FORCE MARCH 31, 2025	BUDGET PERIOD 2024-25 DISBURSEMENTS
SPECIAL REVENUE - STATE (continued):								
People With Developmental Disabilities, Office for.....	1,061,726	773,000	797,799	91,000	-	348,290	779,637	348,290
Prevention of Domestic Violence, Office for the.....	26,750	141,000	26,750	-	-	-	141,000	-
Public Benefit Corporations.....	892,421,587	873,227,000	892,355,086	1,582,601	-	321,169	874,554,933	321,169
Public Employment Relations Board.....	366,280	395,000	366,082	-	-	48,000	347,198	48,000
Public Service, Department of.....	29,124,408	141,917,000	24,426,366	(17,000)	-	101,267,417	45,330,625	101,263,769
State, Department of.....	85,127,485	89,866,000	27,689,819	13,090,000	-	70,846,028	89,547,638	70,841,266
State Comptroller, Office of the.....	4,766,088	28,468,000	4,285,936	-	-	26,205,548	2,742,604	26,205,548
State Police, Division of.....	41,678,490	138,152,000	31,944,619	-	-	97,635,085	50,250,786	97,632,335
State University of New York.....	3,604,604,022	9,332,808,300	675,074,851	(24,288,267)	-	8,502,543,549	3,735,505,655	8,487,398,047
Taxation and Finance, Department of.....	49,612,764	116,817,000	10,520,567	-	-	75,139,249	80,769,948	75,139,163
Temporary and Disability Assistance, Office of.....	27,324,693	22,400,000	21,899,815	18,421,305	-	5,631,458	40,614,725	5,631,458
Transportation, Department of.....	142,090,738	4,953,783,602	4,658,400	-	-	4,882,949,029	208,266,911	4,882,949,406
Unified Court System.....	121,063,042	377,459,757	14,304,851	(41,326,056)	-	327,657,120	115,234,772	327,674,717
Veterans' Services, Department of.....	2,736,823	1,400,000	1,028,314	-	-	730,786	2,377,723	730,786
Victim Services, Office of.....	191,225,702	69,828,000	975,214	-	-	32,756,303	227,322,185	32,756,303
Welfare Inspector General, Office of.....	150,000	150,000	150,000	-	-	-	150,000	-
Workers' Compensation Board.....	18,325,601	227,286,000	11,915,625	-	-	212,958,276	20,737,700	212,955,976
TOTAL SPECIAL REVENUE - STATE	22,713,463,082	34,967,755,659	8,901,226,552	304,720,812	-	31,999,626,552	17,085,086,449	31,985,339,343
DEBT SERVICE:								
Miscellaneous State Agencies and Public Authorities.....	7,355,355,610	12,244,000,000	7,355,352,188	-	-	3,774,451,623	8,469,551,799	3,774,451,623
TOTAL DEBT SERVICE	7,355,355,610	12,244,000,000	7,355,352,188	-	-	3,774,451,623	8,469,551,799	3,774,451,623
CAPITAL PROJECTS - FEDERAL:								
Agriculture and Markets, Department of.....	-	-	-	35,201,621	-	784,608	34,417,013	784,608
Environmental Conservation, Department of.....	1,009,558,888	525,000,000	64	(46,469,433)	-	482,160,969	1,005,928,422	482,160,969
General Services, Office of.....	1,348,797	-	-	-	-	-	1,348,797	-
Health, Department of.....	760,741,781	330,000,000	(53)	331,433	-	32,553,437	1,058,519,830	32,553,437
Homeland Security and Emergency Services, Division of.....	199,738,050	-	-	-	-	-	199,738,050	-
Housing and Community Renewal, Division of.....	10,100,498	-	-	-	-	-	10,100,498	-
Information Technology Services, Office of.....	92,509,012	-	-	-	-	12,255,136	80,253,876	12,255,136
Military and Naval Affairs, Division of.....	203,489,600	48,613,000	-	-	-	50,163,954	201,938,646	50,163,954
Miscellaneous State Agencies and Public Authorities.....	100,000,000	-	-	-	-	-	100,000,000	-
Parks, Recreation and Historic Preservation, Office of.....	67,144,337	20,000,000	282,827	(411,495)	-	9,542,687	76,907,328	9,551,548
Public Benefit Corporations.....	1,138,036,671	-	-	411,495	-	6,144,479	1,132,303,687	6,144,479
State University of New York.....	706,170	-	706,170	15,262,549	-	-	15,262,549	-
Transportation, Department of.....	13,618,047,732	3,520,000,000	420,042	-	-	2,023,375,677	15,114,252,013	2,019,582,113
Veterans' Services, Department of.....	4,000,000	2,000,000	-	-	-	-	6,000,000	-
TOTAL CAPITAL PROJECTS - FEDERAL	17,205,421,536	4,445,613,000	1,409,050	4,326,170	-	2,616,980,947	19,036,970,709	2,613,196,244
CAPITAL PROJECTS - STATE:								
Addiction Services and Supports, Office of.....	733,500,917	92,000,000	-	-	-	62,206,587	763,294,330	62,206,587
Adirondack Park Agency.....	30,425,000	-	-	-	-	32,243	30,392,757	32,242
Aging, State Office for the.....	626,048	-	-	(384,982)	-	241,066	-	241,067
Agriculture and Markets, Department of.....	460,057,466	90,115,000	8,550,000	127,654,221	-	106,956,574	562,320,113	106,956,574
Arts, Council on the.....	162,895,244	-	-	100,000,000	-	22,466,028	240,429,216	22,466,028
Budget, Division of the.....	82,334	-	-	-	-	-	82,334	-
Children and Family Services, Office of.....	520,684,882	60,192,000	40,500,857	(46,000,000)	-	26,177,014	468,199,011	26,177,014
City University Construction Fund.....	4,081,341,319	481,164,000	6,813,217	50,000,000	-	345,210,187	4,260,481,915	345,210,187
City University of New York.....	250,000	-	-	1,564,472	-	-	1,814,472	-
Civil Service, Department of.....	4,346,846	-	-	(4,346,846)	-	-	-	-
Corrections and Community Supervision (Corcraft), Department of.....	16,034,912	3,000,000	-	-	-	1,428,326	17,606,586	1,428,326
Corrections and Community Supervision, Department of.....	989,356,314	560,427,000	276	15,000,000	-	422,890,250	1,141,892,788	422,889,701
Criminal Justice Services, Division of.....	297,627,475	85,000,000	-	-	-	142,417,670	240,209,805	142,417,670
Economic Development, Department of.....	4,324,109	-	-	-	-	-	4,324,109	-
Education, State Department of.....	1,391,137,260	189,163,000	-	23,536	-	198,558,817	1,381,764,979	198,650,199
Elections, Board of.....	30,152,842	14,700,000	-	15,000,000	-	10,695,934	49,156,908	10,695,934

(*) Authorized budget transfers represent those movements of appropriation authority provided in appropriation acts between different funds/agencies.

(**) Other legislative actions represent additional appropriations enacted outside of the Executive budget process (i.e., deficiency and supplemental appropriation bills) and increases or reductions by the Legislature to a prior year appropriation.

STATE OF NEW YORK
ALL FUNDS BY BUSINESS UNIT
STATEMENT OF APPROPRIATION TRANSACTIONS (IN FORCE)
BUDGET PERIOD ENDED MARCH 31, 2025

SCHEDULE 9
(continued)

	BALANCE OF APPROPRIATIONS IN FORCE APRIL 1, 2024	ADD: APPROPRIATIONS BY 2024 LEGISLATURE	LESS: APPROPRIATIONS LAPSED	AUTHORIZED BUDGET TRANSFERS (*)	OTHER 2024 LEGISLATIVE ACTIONS (**)	BUDGET PERIOD 2024-25 EXPENDITURES	BALANCE OF APPROPRIATIONS IN FORCE MARCH 31, 2025	BUDGET PERIOD 2024-25 DISBURSEMENTS
CAPITAL PROJECTS - STATE (continued):								
Environmental Conservation, Department of.....	14,651,696,035	1,359,450,000	12,118,413	(1,499,869,974)	-	788,674,332	13,710,483,316	788,674,332
Financial Services, Department of.....	-	60,000,000	-	-	-	6,561,112	53,438,888	6,561,112
General Services, Office of.....	915,653,144	259,647,000	1,825	106,000,000	-	246,969,635	1,034,328,684	246,969,635
Greenway Heritage Conservancy.....	3,104,920	-	-	4,500,000	-	526,330	7,078,590	526,330
Health, Department of.....	6,065,643,366	192,470,000	18,621,985	18,497,784	-	485,337,893	5,772,651,272	485,345,804
Higher Education Services Corporation.....	33,600,000	-	-	-	-	-	33,600,000	-
Homeland Security and Emergency Services, Division of.....	716,669,096	21,000,000	(1,330)	10,000,000	-	40,847,086	706,823,340	40,847,086
Housing and Community Renewal, Division of.....	6,655,779,328	767,200,000	-	(192,150,000)	-	1,352,259,309	5,878,570,019	1,352,259,309
Hudson River Valley Greenways.....	5,482,427	-	-	-	-	164,365	5,318,062	164,365
Information Technology Services, Office of.....	227,973,959	130,700,000	-	(6,653,154)	-	89,249,314	262,771,491	89,249,314
Inspector General, Office of the State.....	69,641	-	-	575,000	-	400,000	244,641	400,000
Labor, Department of.....	7,614,193	-	-	500,000	-	2,210,512	5,903,681	2,210,512
Lake George Park Commission.....	465,039	-	-	1,900,000	-	756,814	1,608,225	756,814
Law, Department of.....	14,835,510	8,415,000	-	804,458	-	1,503,420	22,551,548	1,504,053
Mental Health, Office of.....	3,725,557,318	596,472,000	7,501,538	14,000,000	-	415,919,499	3,912,608,281	415,919,150
Military and Naval Affairs, Division of.....	210,636,690	71,108,000	-	-	-	51,600,806	230,143,884	51,600,806
Miscellaneous State Agencies and Public Authorities.....	7,090,883,684	816,000,000	54,833,084	(732,388,548)	-	430,339,695	6,689,322,557	430,339,695
Motor Vehicles, Department of.....	167,915,356	514,929,000	(12,565)	8,200,000	-	363,997,979	327,058,942	363,988,443
National and Community Service.....	-	-	-	-	-	-	-	-
Oil Spill Fund (ENCON).....	27,136,894	21,200,000	-	-	-	18,198,358	30,138,536	18,198,358
Parks, Recreation and Historic Preservation, Office of.....	1,156,101,143	622,400,000	5,384,404	233,946,915	-	321,218,207	1,685,845,447	321,459,696
People With Developmental Disabilities, Office for.....	430,502,065	139,426,000	-	12,000,000	-	128,279,565	453,648,500	128,279,565
Public Benefit Corporations.....	21,752,491,070	2,310,129,000	1,066,824,645	1,425,989,594	(30,600,000)	2,854,531,717	21,536,653,302	2,854,531,717
Public Employment Relations Board.....	2,478,185	-	-	-	-	10,682	2,467,503	10,682
State, Department of.....	1,034,284,990	212,000,000	-	39,344,093	-	76,738,871	1,208,890,212	76,720,014
State Comptroller, Office of the.....	33,883,986	-	-	-	-	7,829,681	26,054,305	7,829,681
State Police, Division of.....	334,344,688	144,912,000	53,218,815	129,270,000	-	133,044,084	422,263,789	133,043,615
State University of New York Construction Fund.....	4,438,502,885	1,273,373,000	3	(141,693,000)	-	860,367,379	4,709,815,503	869,219,458
State University of New York.....	884,395,496	138,213,000	4,905,033	319,268,000	-	389,892,035	947,079,428	387,519,283
Statewide Financial System.....	2,331,411	-	-	-	-	285,417	2,045,994	285,417
Temporary and Disability Assistance, Office of.....	365,120,811	128,000,000	-	-	-	115,951,815	377,168,996	115,951,815
Transportation, Department of.....	11,899,436,753	5,928,556,000	(436,812)	11,579,145	-	4,207,253,427	13,632,755,283	4,212,091,262
Unified Court System.....	86,003,862	50,000,000	165,575	-	-	39,443,377	96,394,910	39,493,498
Veterans' Services, Department of.....	6,152,896	2,000,000	-	(1,130,493)	-	2,047,464	4,974,939	2,047,464
Victim Services, Office of.....	2,333,794	4,100,000	-	-	-	2,076,761	4,357,033	2,076,761
Workers' Compensation Board.....	32,917,289	-	-	-	-	256,421	32,660,868	256,421
TOTAL CAPITAL PROJECTS - STATE.....	91,704,840,892	17,347,461,000	1,278,988,963	21,000,221	(30,600,000)	14,774,024,058	92,989,689,092	14,785,702,996
SPECIAL EMERGENCY:								
Miscellaneous State Agencies and Public Authorities.....	10,802,075,000	9,000,000,000	10,802,075,000	(3,825,000)	-	-	8,996,175,000	-
State University of New York.....	-	-	-	35,830	-	-	35,830	-
TOTAL SPECIAL EMERGENCY.....	10,802,075,000	9,000,000,000	10,802,075,000	(3,789,170)	-	-	8,996,210,830	-
TOTAL GOVERNMENTAL FUNDS.....	\$ 550,607,194,849	\$ 306,347,813,341	\$ 135,737,326,401	\$ 44,000	\$ 266,132,843	\$ 248,052,389,132	\$ 473,431,269,500	\$ 248,051,262,979
ENTERPRISE:								
Aging, State Office for the.....	100,000	100,000	100,000	-	-	-	100,000	-
Agriculture and Markets, Department of.....	72,311,889	29,323,000	36,557,682	-	-	18,185,059	46,892,148	18,185,059
Children and Family Services, Office of.....	1,288,486	515,000	486,049	-	-	44,406	1,273,031	44,406
City University of New York.....	1,367,582,986	3,396,714,400	376,870,469	-	-	3,039,992,053	1,347,434,864	3,036,686,939
Corrections and Community Supervision (Corcraft), Department of.....	595,657	742,000	583,336	-	-	141,576	612,745	141,576
Corrections and Community Supervision, Department of.....	18,128,289	59,727,000	14,137,228	-	-	47,268,147	16,449,914	46,950,154
Developmental Disabilities, State Council on.....	10,000	10,000	-	-	-	-	10,000	-
General Services, Office of.....	1,834,357	3,333,000	1,888,056	-	-	2,086,882	1,192,419	2,086,882
Information Technology Services, Office of.....	4,000,000	4,000,000	4,000,000	-	-	-	4,000,000	-
Justice Center for the Protection of People with Special Needs.....	500,000	500,000	500,000	-	-	-	500,000	-
Labor, Department of.....	14,448,112,151	6,252,000,000	7,145,256,775	-	-	3,093,112,360	10,461,743,016	3,093,115,539
Mental Health, Office of.....	7,671,420	8,606,000	7,591,447	-	-	985,370	7,700,603	979,656
Parks, Recreation and Historic Preservation, Office of.....	49,525,276	41,682,000	5,817,243	-	-	26,931,793	58,458,240	26,937,379
People With Developmental Disabilities, Office for.....	2,152,648	2,657,000	2,127,681	-	-	480,201	2,201,766	480,201
TOTAL ENTERPRISE.....	15,973,813,159	9,799,909,400	7,595,925,966	-	-	6,229,227,847	11,948,568,746	6,225,607,791

(*) Authorized budget transfers represent those movements of appropriation authority provided in appropriation acts between different funds/agencies.

(**) Other legislative actions represent additional appropriations enacted outside of the Executive budget process (i.e., deficiency and supplemental appropriation bills) and increases or reductions by the Legislature to a prior year appropriation.

STATE OF NEW YORK
ALL FUNDS BY BUSINESS UNIT
STATEMENT OF APPROPRIATION TRANSACTIONS (IN FORCE)
BUDGET PERIOD ENDED MARCH 31, 2025

SCHEDULE 9
(continued)

	BALANCE OF APPROPRIATIONS IN FORCE APRIL 1, 2024	ADD: APPROPRIATIONS BY 2024 LEGISLATURE	LESS: APPROPRIATIONS LAPSED	AUTHORIZED BUDGET TRANSFERS (*)	OTHER 2024 LEGISLATIVE ACTIONS (**)	BUDGET PERIOD 2024-25 EXPENDITURES	BALANCE OF APPROPRIATIONS IN FORCE MARCH 31, 2025	BUDGET PERIOD 2024-25 DISBURSEMENTS
INTERNAL SERVICE:								
Budget, Division of the.....	169,879	1,925,000	-	-	-	2,008,449	86,430	2,008,449
Children and Family Services, Office of.....	5,956,913	24,183,000	5,101,094	-	-	20,375,088	4,663,731	20,375,088
Civil Service, Department of.....	21,035,581	43,162,000	21,451,711	(2,566,000)	-	18,902,848	21,277,022	18,902,848
Corrections and Community Supervision (Corcraft), Department of.....	23,263,108	76,821,000	19,651,091	-	-	50,475,238	29,957,779	50,460,072
Corrections and Community Supervision, Department of.....	24,439,545	9,000,000	-	-	-	10,480,546	22,958,999	10,480,546
Education, State Department of.....	18,312,455	35,071,000	17,634,600	-	-	19,583,853	16,165,002	19,583,853
Employee Relations, Office of.....	765,602	2,103,000	680,227	-	-	1,777,547	410,828	1,777,547
Environmental Conservation, Department of.....	95,000	95,000	95,000	-	-	-	95,000	-
General Services, Office of.....	513,184,973	891,431,000	478,594,223	-	-	466,655,785	459,365,965	466,657,568
Information Technology Services, Office of.....	570,238,318	151,636,000	26,291,000	-	-	62,081,638	633,501,680	62,081,638
Labor, Department of.....	13,351,625	5,340,000	10,492,845	-	-	2,423,327	5,775,453	2,430,482
Law, Department of.....	1,580,981	20,037,000	877,323	(44,000)	-	17,112,807	3,583,453	17,121,068
Mental Health, Office of.....	2,139,395	2,597,000	2,129,193	-	-	408,409	2,198,793	408,409
Motor Vehicles, Department of.....	4,783,082	5,300,000	4,684,668	-	-	414,175	4,984,239	414,175
People With Developmental Disabilities, Office for.....	348,001	348,000	348,000	-	-	-	348,001	-
Prevention of Domestic Violence, Office for the.....	350,471	845,000	346,187	-	-	454,408	394,876	454,408
State Comptroller, Office of the.....	34,421,830	101,078,000	29,967,889	2,566,000	-	60,906,328	47,191,613	60,905,277
State University of New York.....	8,717,802	24,300,000	2,774,568	-	-	23,771,097	6,472,137	23,878,309
Taxation and Finance, Department of.....	62,513,100	79,050,300	49,262,400	-	-	20,119,174	72,181,826	20,119,174
TOTAL INTERNAL SERVICE.....	1,305,667,661	1,474,322,300	670,382,019	(44,000)	-	777,950,717	1,331,613,225	778,058,911
TOTAL PROPRIETARY FUNDS.....	\$ 17,279,480,820	\$ 11,274,231,700	\$ 8,266,307,985	\$ (44,000)	\$ -	\$ 7,007,178,564	\$ 13,280,181,971	\$ 7,003,666,702
PRIVATE PURPOSE TRUST:								
Agriculture and Markets, Department of.....	1,496,885	1,867,000	1,465,569	-	-	370,908	1,527,408	370,908
State Comptroller, Office of the.....	1,097,266	1,558,000	965,878	-	-	579,980	1,109,408	579,980
TOTAL PRIVATE PURPOSE TRUST.....	2,594,151	3,425,000	2,431,447	-	-	950,888	2,636,816	950,888
TRUST:								
State Comptroller, Office of the.....	35,148,098	267,072,000	25,280,627	-	-	253,329,213	23,610,258	253,328,452
TOTAL TRUST.....	35,148,098	267,072,000	25,280,627	-	-	253,329,213	23,610,258	253,328,452
AGENCY:								
Addiction Services and Supports, Office of.....	37	-	-	-	-	-	37	-
General Services, Office of.....	750,000	750,000	750,000	-	-	-	750,000	-
Health, Department of.....	-	150,000,000	-	-	-	150,000,000	-	150,000,000
Housing and Community Renewal, Division of.....	33,724,336	-	-	-	-	223,009	33,501,327	223,009
Law, Department of.....	1,237,769	-	-	-	-	180,838	1,056,931	180,838
Miscellaneous State Agencies and Public Authorities.....	705,908,515	709,900,000	705,908,522	-	-	3,557,051	706,342,942	3,557,051
People With Developmental Disabilities, Office for.....	73,932	-	-	-	-	-	73,932	-
Public Benefit Corporations.....	579,968	-	-	-	-	-	579,968	-
Temporary and Disability Assistance, Office of.....	15,135,642	10,000,000	3,758,217	-	-	5,877,558	15,499,867	5,877,558
Transportation, Department of.....	645,130,793	50,000,000	-	-	-	47,414,596	647,716,197	47,414,596
TOTAL AGENCY.....	1,402,540,992	920,650,000	710,416,739	-	-	207,253,052	1,405,521,201	207,253,052
TOTAL FIDUCIARY FUNDS.....	\$ 1,440,283,241	\$ 1,191,147,000	\$ 738,128,813	\$ -	\$ -	\$ 461,533,153	\$ 1,431,768,275	\$ 461,532,392
GRAND TOTAL - ALL FUNDS.....	\$ 569,326,958,910	\$ 318,812,992,041	\$ 144,741,763,199	\$ -	\$ 266,132,843	\$ 255,521,100,849	\$ 488,143,219,746	\$ 255,516,462,073

(*) Authorized budget transfers represent those movements of appropriation authority provided in appropriation acts between different funds/agencies.

(**) Other legislative actions represent additional appropriations enacted outside of the Executive budget process (i.e., deficiency and supplemental appropriation bills) and increases or reductions by the Legislature to a prior year appropriation.

STATE OF NEW YORK
GOVERNMENTAL FUNDS

SCHEDULE 10

SUMMARY OF APPROPRIATED LOANS RECEIVABLE TRANSACTIONS BY FUND AND BUSINESS UNIT
FISCAL YEAR ENDED MARCH 31, 2025
(amounts in thousands)

	BALANCE APRIL 1, 2024	ADVANCES	REIMBURSEMENTS	BALANCE MARCH 31, 2025
GENERAL:				
Public Benefit Corporations.....	\$ 11,476	\$ -	\$ 50	\$ 11,426
Total General.....	11,476	-	50	11,426
SPECIAL REVENUE:				
NYS Gaming Commission.....	9,000	-	-	9,000
Total Special Revenue.....	9,000	-	-	9,000
CAPITAL PROJECTS:				
Environmental Conservation.....	19,586	-	435	19,151
Transportation.....	23,382	-	-	23,382
Public Benefit Corporations.....	94,141	-	50	94,091
Total Capital Projects.....	137,109	-	485	136,624
TOTAL GOVERNMENTAL FUNDS.....	\$ 157,585	\$ -	\$ 535	\$ 157,050

**STATE OF NEW YORK
GENERAL FUND**

SCHEDULE 11

**SUMMARY OF APPROPRIATED LOANS RECEIVABLE TRANSACTIONS BY FUND, BUSINESS UNIT AND DEPARTMENT
FISCAL YEAR ENDED MARCH 31, 2025
(amounts in thousands)**

	BALANCE APRIL 1, 2024	ADVANCES	REIMBURSEMENTS	BALANCE MARCH 31, 2025
LOCAL ASSISTANCE ACCOUNT:				
PUBLIC BENEFIT CORPORATIONS:				
Development Authority of the North Country:				
Expansion of U.S. Army Fort Drum.....	\$ 764	\$ -	\$ 50	\$ 714
Urban Development Corporation:				
New York Racing Association - Economic Development.....	8,400	-	-	8,400
Regional Economic Development Program.....	1,150	-	-	1,150
TOTAL LOCAL ASSISTANCE ACCOUNT.....	10,314	-	50	10,264
STATE OPERATIONS ACCOUNT:				
PUBLIC BENEFIT CORPORATIONS:				
Urban Development Corporation:				
High Risk Targeted Investment Program.....	1,162	-	-	1,162
TOTAL STATE OPERATIONS ACCOUNT.....	1,162	-	-	1,162
TOTAL GENERAL FUND.....	\$ 11,476	\$ -	\$ 50	\$ 11,426

STATE OF NEW YORK
SPECIAL REVENUE FUNDS
SUMMARY OF APPROPRIATED LOANS RECEIVABLE TRANSACTIONS BY FUND, BUSINESS UNIT AND DEPARTMENT
FISCAL YEAR ENDED MARCH 31, 2025
(amounts in thousands)

SCHEDULE 12

	<u>BALANCE</u> <u>APRIL 1, 2024</u>	<u>ADVANCES</u>	<u>REIMBURSEMENTS</u>	<u>BALANCE</u> <u>MARCH 31, 2025</u>
STATE LOTTERY FUND:				
NYS GAMING COMMISSION:				
New York Racing Association.....	\$ 9,000	\$ -	\$ -	\$ 9,000
TOTAL STATE LOTTERY FUND.....	9,000	-	-	9,000
 TOTAL SPECIAL REVENUE FUNDS.....	 \$ 9,000	 \$ -	 \$ -	 \$ 9,000

**STATE OF NEW YORK
CAPITAL PROJECTS FUNDS**

SCHEDULE 13

**SUMMARY OF APPROPRIATED LOANS RECEIVABLE TRANSACTIONS BY FUND, BUSINESS UNIT AND DEPARTMENT
FISCAL YEAR ENDED MARCH 31, 2025
(amounts in thousands)**

	BALANCE APRIL 1, 2024	ADVANCES	REIMBURSEMENTS	BALANCE MARCH 31, 2025
STATE CAPITAL PROJECTS FUND:				
ENVIRONMENTAL CONSERVATION:				
Municipal Share of Flood Control Projects.....	\$ 19,586	\$ -	\$ 435	\$ 19,151
TRANSPORTATION:				
Railroad Crossing Improvement Projects - Municipal Share.....	1,116	-	-	1,116
South Bronx Oak Point Link Project - New York.....	630	-	-	630
PUBLIC BENEFIT CORPORATIONS:				
Niagara Frontier Transportation Authority:				
Construction/Rehabilitation of Buffalo International Airport.....	3,380	-	-	3,380
Ogdensburg Bridge and Port Authority:				
Construction and Development of Port Facilities.....	18,630	-	-	18,630
Port Authority of New York and New Jersey - South Bronx Oak Point Link.....	3,230	-	-	3,230
Port of Oswego Authority - Construction and Development of Port Facilities.....	3,406	-	50	3,356
Urban Development Corporation:				
Construction of Binghamton Multi - Use Stadium.....	1,400	-	-	1,400
Construction of Rochester Convention Center.....	39,433	-	-	39,433
Economic Development Program.....	348	-	-	348
High Risk Targeted Investment Program.....	11,234	-	-	11,234
Minority and Women Business Assistance.....	3,010	-	-	3,010
South Street Seaport Development Project.....	1,929	-	-	1,929
Strategic Resurgence.....	1,146	-	-	1,146
Urban Community Development.....	6,995	-	-	6,995
TOTAL STATE CAPITAL PROJECTS FUND.....	115,473	-	485	114,988
DEDICATED HIGHWAY AND BRIDGE TRUST FUND:				
TRANSPORTATION:				
Industrial Access Program.....	21,636	-	-	21,636
TOTAL DEDICATED HIGHWAY AND BRIDGE TRUST FUND.....	21,636	-	-	21,636
TOTAL CAPITAL PROJECTS FUNDS.....	\$ 137,109	\$ -	\$ 485	\$ 136,624

STATE OF NEW YORK
STATEMENT OF STATE GENERAL OBLIGATION DEBT ACTIVITY
FISCAL YEAR ENDED MARCH 31, 2025

SCHEDULE 14

PURPOSE	PRINCIPAL					INTEREST	
	OUTSTANDING APRIL 1, 2024	ISSUED		REDEEMED	OUTSTANDING MARCH 31, 2025	MARCH 31, 2025	MARCH 31, 2024
		REFUNDING (*)	ISSUANCE				
Accelerated Capacity and Transportation							
Improvements of the Nineties (ACTION).....	\$ 5,385,493	\$ -	\$ -	\$ 1,832,313	\$ 3,553,180	\$ 129,061	\$ 186,106
Clean Water/Clean Air (**):							
Air Quality.....	951,679	-	182,384	186,492	947,571	33,693	33,682
Clean Water.....	209,986,794	(2,918,621)	5,976,393	20,477,990	192,566,576	6,369,353	6,437,876
Solid Waste.....	5,552,356	(69,444)	-	864,162	4,618,750	160,706	183,445
Environmental Restoration.....	27,048,223	(1,255,912)	606,661	2,760,768	23,638,204	851,200	884,539
Clean Water/Clean Air and Green Jobs:							
Flood Restoration and Risk Reduction.....	-	-	-	-	-	-	-
Open Space Land Conservation and Recreation.....	-	-	3,313,756	-	3,313,756	-	-
Climate Change Mitigation.....	-	-	352,645	-	352,645	-	-
Water Quality Improvement and Resilient Infrastructure.....	-	-	394,808	-	394,808	-	-
NY Natural Resources.....	-	-	-	-	-	-	-
Energy Conservation Through Improved Transportation (**):							
Rapid Transit and Rail Freight.....	331,484	(24,616)	-	35,012	271,856	13,303	19,117
Environmental Quality (1972):							
Air.....	-	-	636,124	-	636,124	-	-
Land and Wetlands.....	2,204,392	-	-	698,501	1,505,891	107,111	139,599
Water.....	3,971,764	-	-	131,921	3,839,843	147,610	111,383
Environmental Quality (1986):							
Land Acquisition/Development/Restoration/Forests.....	1,465,404	(65,542)	447	287,702	1,112,607	45,600	53,335
Solid Waste Management.....	39,918,356	-	5,569,256	12,853,986	32,633,626	1,129,110	1,515,144
Housing (**):							
Low Income.....	-	-	-	-	-	-	-
Middle Income.....	-	-	-	-	-	-	-
Park and Recreation Land Acquisition.....							
Pure Waters.....	13,992,307	(70,788)	1,305,229	626,233	14,600,515	505,506	418,064
Rail Preservation.....	-	-	-	-	-	-	-
Rebuild and Renew New York Transportation:							
Highway Facilities.....	411,556,396	(7,269,456)	-	54,499,846	349,787,094	12,667,215	13,259,110
Canals and Waterways.....	3,095,343	-	-	1,300,277	1,795,066	112,113	163,362
Aviation.....	35,700,358	-	642,706	1,777,113	34,565,951	1,036,929	1,029,033
Rail and Port.....	73,213,386	(403,955)	94,524	6,771,877	66,132,078	2,195,723	2,342,136
Mass Transit - Dept. of Transportation.....	8,617,236	-	-	1,829,794	6,787,442	360,790	420,906
Mass Transit - Metropolitan Transportation Authority.....	869,575,895	(5,561,533)	-	41,608,518	822,405,844	31,742,201	24,545,498
Rebuild New York - Transportation Infrastructure Renewal (**):							
Highways, Parkways and Bridges.....	3,187	-	-	3,187	-	159	311
Rapid Transit, Rail and Aviation.....	414,817	(15,177)	-	144,269	255,371	13,746	26,939
Smart Schools Bond Act.....	414,592,531	-	325,960,067	37,722,667	702,829,931	18,947,036	14,177,785
Transportation Capital Facilities (**):							
Aviation.....	147,599	(4,956)	-	107,372	35,271	3,589	15,046
Mass Transportation.....	-	-	-	-	-	-	-
TOTAL GENERAL OBLIGATION DEBT.....	\$ 2,127,725,000	\$ (17,660,000)	\$ 345,035,000	\$ 186,520,000	\$ 2,268,580,000	\$ 76,571,754	\$ 65,962,416

(*) Represents the net effect of the March 2025 refunding transaction of \$194,550,000, which was used to refund \$212,210,000 of previously issued general obligation bonds.

(**) Schedule omits general obligation purposes for which no debt was outstanding at March 31 and no debt service was paid during fiscal years 2015-16 through 2024-25.

STATE OF NEW YORK
GENERAL OBLIGATION DEBT
AUTHORIZED, ISSUED AND OUTSTANDING
AS OF MARCH 31, 2025

SCHEDULE 15

PURPOSE	YEAR OF FIRST ISSUANCE	YEAR OF LAST MATURITY	BONDS AUTHORIZED	BONDS AND NOTES ISSUED (1)	AUTHORIZED BUT UNISSUED	TOTAL DEBT OUTSTANDING
Accelerated Capacity and Transportation						
Improvements of the Nineties (ACTION).....	1989	2031	\$ 3,000,000,000	\$ 2,979,768,596	\$ 20,231,404	\$ 3,553,180
Clean Water/Clean Air (6):						
Air Quality.....	1997	2044	230,000,000	202,462,036	27,537,964	947,571
Clean Water.....	1997	2045	790,000,000	746,565,820 (4)	43,434,180	192,566,576
Solid Waste.....	1999	2040	175,000,000	175,000,000 (4)	-	4,618,750
Environmental Restoration.....	1998	2044	200,000,000	180,048,073	19,951,927	23,638,204
Clean Water, Clean Air and Green Jobs Environmental Bonds:						
Flood Restoration and Risk Reduction.....			-	-	-	-
Open Space Land Conservation and Recreation.....	2025	2044	-	3,721,154 (5)	-	3,313,756
Climate Change Mitigation.....	2025	2044	-	396,000 (5)	-	352,645
Water Quality Improvement and Resilient Infrastructure.....	2025	2044	-	443,346 (5)	-	394,808
NY Natural Resources.....			-	-	-	-
Total Clean Water/Clean Air and Green Jobs.....			4,200,000,000 (5)	4,560,500 (5)	4,195,439,500 (5)	4,061,209
Energy Conservation Through Improved Transportation (6):						
Rapid Transit and Rail Freight.....	1981	2032	400,000,000	400,000,000	-	271,856
Environmental Quality (1972):						
Air.....	1977	2044	150,000,000	138,361,223 (4)	11,638,777	636,124
Land and Wetlands.....	1976	2029	350,000,000	347,134,293	2,865,707	1,505,891
Water.....	1976	2043	650,000,000	649,359,815	640,185	3,839,843
Environmental Quality (1986):						
Land Acquisition/Development/Restoration/Forests.....	1989	2044	250,000,000	249,092,074	907,926	1,112,607
Solid Waste Management.....	1989	2044	1,200,000,000	1,173,708,597	26,291,403	32,633,626
Housing (6):						
Low Income.....	1941	2024	960,000,000	952,072,000	7,928,000	-
Middle Income.....	1957	2023	150,000,000	149,500,000	500,000	-
Park and Recreation Land Acquisition.....	1959	2018	100,000,000	99,228,000	772,000	-
Pure Waters.....	1968	2044	1,000,000,000	985,445,585	14,554,415	14,600,515
Rail Preservation.....	1977	2017	250,000,000	250,000,000	-	-
Rebuild and Renew New York Transportation:						
Transportation Purposes (excluding MTA):						
Highway Facilities.....	2006	2042	-	1,142,172,938 (2)	-	349,787,094
Canals and Waterways.....	2009	2028	-	33,862,391 (2)	-	1,795,066
Aviation.....	2009	2044	-	67,964,686 (2)	-	34,565,951
Rail and Port.....	2007	2045	-	128,205,388 (2)	-	66,132,078
Mass Transit - Department of Transportation.....	2008	2031	-	36,286,765 (2)	-	6,787,442
Total Transportation Purposes (excluding MTA).....			1,450,000,000 (2)	1,408,492,168 (2)	41,507,832 (2)	459,067,631
Mass Transit - Metropolitan Transportation Authority.....	2006	2043	1,450,000,000	1,335,772,232	114,227,768	822,405,844
Rebuild New York - Transportation Infrastructure Renewal (6):						
Highways, Parkways and Bridges.....	1984	2025	1,064,000,000 (3)	1,043,500,569	20,499,431	-
Rapid Transit, Rail and Aviation.....	1984	2026	136,640,000 (3)	136,640,000	-	255,371
Smart Schools Bond Act.....	2018	2044	2,000,000,000	990,993,639	1,009,006,361	702,829,931
Transportation Capital Facilities (6):						
Aviation.....	1971	2026	250,000,000	250,000,000	-	35,271
Mass Transportation.....	1970	2017	1,000,000,000	1,000,000,000	-	-
TOTAL GENERAL OBLIGATION DEBT.....			\$ 21,405,640,000	\$ 15,847,705,220	\$ 5,557,934,780	\$ 2,268,580,000

(1) For the purpose of calculating bonds issued, par values of the bonds sold are adjusted for any premium/discount that was applied at the time of issuance.

(2) Legislation authorizing the issuance of Rebuild and Renew New York Transportation Bonds only specified the total amount of bonds authorized to be issued for transportation purposes (excluding MTA).

As bonds are issued, this report will categorize the issuance under its designated purpose.

(3) Authorizations have been adjusted to reflect reallocations made by Chapter 54 of the Laws of 1990.

(4) Bond proceeds from Series 2003D were reallocated from EQ72-Air to Clean Water/Clean Air - Water and Solid Waste purposes.

(5) The Legislature provided the following limitations on bonds to be issued for specific project categories or programs authorized within the Clean Water, Clean Air and Green Jobs Environmental Bond Act: Flood Restoration and Risk Reduction (Not less than \$1.1 billion), Open Space Land Conservation and Recreation Projects (Up to \$650 million), Climate Change Mitigation (Up to \$1.5 billion), and Water Quality Improvement and Resilient Infrastructure (Not less than \$650 million).

(6) Schedule omits general obligation purposes for which no debt was outstanding at March 31 and no debt service was paid during fiscal years 2015-16 through 2024-25

STATE OF NEW YORK
GENERAL OBLIGATION DEBT
PRINCIPAL AND INTEREST PAYMENTS
FISCAL YEARS 2015-16 THROUGH 2024-25

SCHEDULE 16

PURPOSE	YEAR OF FIRST ISSUANCE	YEAR OF LAST MATURITY	March 31, 2016		March 31, 2017		March 31, 2018	
			PRINCIPAL	INTEREST	PRINCIPAL	INTEREST	PRINCIPAL	INTEREST
Accelerated Capacity and Transportation Improvements of the Nineties (ACTION):	1989	2031	\$ 44,088,768	\$ 4,951,535	\$ 44,215,664	\$ 4,219,269	\$ 30,464,862	\$ 2,377,655
Clean Water/Clean Air:								
Air Quality.....	1997	2044	6,743,376	302,388	1,195,274	127,794	472,507	72,010
Clean Water.....	1997	2045	26,882,316	15,292,839	28,512,699	15,234,692	26,962,570	14,963,790
Solid Waste.....	1999	2040	5,684,198	777,868	5,654,801	898,918	5,338,512	1,047,764
Environmental Restoration.....	1998	2044	12,340,510	3,768,088	12,168,464	3,275,982	10,767,101	2,784,306
Clean Water/Clean Air and Green Jobs:								
Open Space Land Conservation and Recreation.....	2025	2044	-	-	-	-	-	-
Climate Change Mitigation.....	2025	2044	-	-	-	-	-	-
Water Quality Improvement and Resilient Infrastructure.....	2025	2044	-	-	-	-	-	-
Energy Conservation Through Improved Transportation (*):								
Rapid Transit and Rail Freight.....	1981	2032	2,712,050	171,354	726,809	98,451	229,318	75,186
Environmental Quality (1972):								
Air.....	1977	2044	2,491,605	86,827	162,781	20,530	162,864	12,449
Land and Wetlands.....	1976	2029	3,357,287	408,774	2,958,457	264,815	709,823	176,258
Water.....	1976	2043	11,228,184	1,449,962	8,162,461	1,028,548	5,880,496	729,351
Environmental Quality (1986):								
Land Acquisition/Development/Restoration/Forests.....	1989	2044	4,547,720	538,920	3,724,570	520,427	3,182,377	437,629
Solid Waste Management.....	1989	2044	46,980,744	8,122,624	37,584,068	7,532,613	27,787,939	6,120,141
Housing (*):								
Low Income.....	1941	2024	3,770,000	584,100	2,880,000	479,000	2,880,000	382,800
Middle Income.....	1957	2023	3,310,000	503,900	3,455,000	419,984	2,110,000	341,883
Park and Recreation Land Acquisition.....	1959	2018	2,919	371	3,113	254	3,238	129
Pure Waters.....	1968	2044	7,447,408	1,423,839	5,697,235	1,209,791	4,276,347	986,610
Rail Preservation.....	1977	2017	449,723	26,289	297,439	7,867	-	-
Rebuild and Renew New York Transportation:								
Highway Facilities.....	2006	2042	53,663,190	38,055,126	55,248,657	35,814,737	55,858,222	33,511,076
Canals and Waterways.....	2009	2028	2,473,810	806,690	2,579,356	703,896	2,692,443	591,155
Aviation.....	2009	2044	2,619,079	2,214,033	2,734,938	2,098,776	2,849,840	1,982,870
Rail and Port.....	2007	2045	3,111,383	3,786,378	3,257,340	3,644,105	3,414,705	3,485,942
Mass Transit - Department of Transportation.....	2008	2031	1,723,730	362,697	1,813,667	283,409	1,892,336	205,135
Mass Transit - Metropolitan Transportation Authority.....	2006	2043	38,944,442	38,201,473	38,675,678	36,743,919	40,070,170	35,343,116
Rebuild New York - Transportation Infrastructure Renewal (*):								
Highways, Parkways and Bridges.....	1984	2025	381,335	84,019	337,856	66,669	169,791	52,793
Rapid Transit, Rail and Aviation.....	1984	2026	2,073,634	283,010	1,304,038	230,058	781,006	183,789
Smart Schools Bond Act.....	2018	2044	-	-	-	-	-	-
Transportation Capital Facilities (*):								
Aviation.....	1971	2026	3,222,876	291,605	1,455,965	215,415	628,533	170,406
Mass Transportation.....	1970	2017	39,714	3,011	38,670	996	-	-
TOTALS.....			\$ 290,290,000	\$ 122,497,719	\$ 264,845,000	\$ 115,140,915	\$ 229,585,000	\$ 106,034,243

(*) Schedule omits general obligation purposes for which no debt was outstanding at March 31 and no debt service was paid during fiscal years 2015-16 through 2024-25.

STATE OF NEW YORK
GENERAL OBLIGATION DEBT
PRINCIPAL AND INTEREST PAYMENTS
FISCAL YEARS 2015-16 THROUGH 2024-25

SCHEDULE 16
(continued)

PURPOSE	YEAR OF FIRST ISSUANCE	YEAR OF LAST MATURITY	March 31, 2019		March 31, 2020		March 31, 2021	
			PRINCIPAL	INTEREST	PRINCIPAL	INTEREST	PRINCIPAL	INTEREST
Accelerated Capacity and Transportation Improvements of the Nineties (ACTION):	1989	2031	\$ 15,527,176	\$ 1,252,387	\$ 5,457,617	\$ 631,951	\$ 1,453,289	\$ 347,904
Clean Water/Clean Air:								
Air Quality.....	1997	2044	651,849	97,831	657,629	70,903	473,909	51,873
Clean Water.....	1997	2045	25,706,644	13,838,350	25,640,517	12,026,942	25,653,557	10,523,338
Solid Waste.....	1999	2040	5,733,562	1,033,435	5,890,743	893,036	5,212,385	623,816
Environmental Restoration.....	1998	2044	10,580,460	2,346,493	6,627,358	1,785,718	4,751,754	1,481,173
Clean Water/Clean Air and Green Jobs:								
Open Space Land Conservation and Recreation.....	2025	2044	-	-	-	-	-	-
Climate Change Mitigation.....	2025	2044	-	-	-	-	-	-
Water Quality Improvement and Resilient Infrastructure.....	2025	2044	-	-	-	-	-	-
Energy Conservation Through Improved Transportation (*):								
Rapid Transit and Rail Freight.....	1981	2032	264,788	65,213	154,061	56,567	176,298	48,908
Environmental Quality (1972):								
Air.....	1977	2044	162,960	4,357	3,063	250	3,184	129
Land and Wetlands.....	1976	2029	1,015,660	147,027	929,513	275,481	672,349	240,156
Water.....	1976	2043	4,821,685	524,207	4,565,354	341,697	861,629	234,123
Environmental Quality (1986):								
Land Acquisition/Development/Restoration/Forests.....	1989	2044	1,639,551	341,330	1,531,885	287,074	2,634,757	217,189
Solid Waste Management.....	1989	2044	14,079,416	5,011,331	15,908,042	4,175,595	15,421,248	3,288,828
Housing (*):								
Low Income.....	1941	2024	1,860,000	302,800	2,660,000	342,600	1,860,000	114,507
Middle Income.....	1957	2023	2,185,000	275,781	2,190,000	200,855	2,240,000	161,988
Park and Recreation Land Acquisition.....	1959	2018	-	-	-	-	-	-
Pure Waters.....	1968	2044	3,217,264	807,568	2,641,435	634,869	2,129,827	527,330
Rail Preservation.....	1977	2017	-	-	-	-	-	-
Rebuild and Renew New York Transportation:								
Highway Facilities.....	2006	2042	49,599,735	30,971,323	46,968,395	24,252,002	46,347,847	20,823,844
Canals and Waterways.....	2009	2028	3,310,967	610,476	2,464,683	483,265	1,799,369	378,650
Aviation.....	2009	2044	3,177,912	1,915,715	2,327,660	1,408,597	1,878,003	1,287,902
Rail and Port.....	2007	2045	5,674,448	3,914,118	4,930,815	3,125,938	5,096,387	2,826,266
Mass Transit - Department of Transportation.....	2008	2031	1,761,001	229,763	1,706,789	625,325	1,792,336	573,235
Mass Transit - Metropolitan Transportation Authority.....	2006	2043	37,449,646	33,753,945	28,077,077	26,877,030	25,368,452	24,685,486
Rebuild New York - Transportation Infrastructure Renewal (*):								
Highways, Parkways and Bridges.....	1984	2025	178,281	44,303	185,622	34,427	196,324	25,242
Rapid Transit, Rail and Aviation.....	1984	2026	1,088,953	146,600	555,054	112,617	479,171	86,761
Smart Schools Bond Act.....	2018	2044	9,382,699	4,557,673	17,713,092	8,701,207	18,351,447	8,062,853
Transportation Capital Facilities (*):								
Aviation.....	1971	2026	720,343	140,553	928,596	116,514	441,478	90,412
Mass Transportation.....	1970	2017	-	-	-	-	-	-
TOTALS.....			\$ 199,790,000	\$ 102,332,579	\$ 180,715,000	\$ 87,460,460	\$ 165,295,000	\$ 76,701,913

(*) Schedule omits general obligation purposes for which no debt was outstanding at March 31 and no debt service was paid during fiscal years 2015-16 through 2024-25.

STATE OF NEW YORK
GENERAL OBLIGATION DEBT
PRINCIPAL AND INTEREST PAYMENTS
FISCAL YEARS 2015-16 THROUGH 2024-25

SCHEDULE 16
(continued)

PURPOSE	YEAR OF FIRST ISSUANCE	YEAR OF LAST MATURITY	March 31, 2022		March 31, 2023		March 31, 2024		March 31, 2025	
			PRINCIPAL	INTEREST	PRINCIPAL	INTEREST	PRINCIPAL	INTEREST	PRINCIPAL	INTEREST
Accelerated Capacity and Transportation Improvements of the Nineties (ACTION):	1989	2031	\$ 1,531,170	\$ 295,727	\$ 1,537,312	\$ 240,537	\$ 1,538,199	\$ 186,106	\$ 1,832,313	\$ 129,061
Clean Water/Clean Air:										
Air Quality.....	1997	2044	202,567	40,083	173,110	34,596	177,956	33,682	186,492	33,693
Clean Water.....	1997	2045	24,416,422	7,675,095	23,042,981	6,885,477	20,139,799	6,437,876	20,477,990	6,369,353
Solid Waste.....	1999	2040	3,889,642	387,179	764,891	207,950	839,888	183,445	864,162	160,706
Environmental Restoration.....	1998	2044	3,949,782	1,097,163	2,582,354	939,380	2,438,758	884,539	2,760,768	851,200
Clean Water/Clean Air and Green Jobs:										
Open Space Land Conservation and Recreation.....	2025	2044	-	-	-	-	-	-	-	-
Climate Change Mitigation.....	2025	2044	-	-	-	-	-	-	-	-
Water Quality Improvement and Resilient Infrastructure.....	2025	2044	-	-	-	-	-	-	-	-
Energy Conservation Through Improved Transportation (*):										
Rapid Transit and Rail Freight.....	1981	2032	263,713	38,507	171,238	27,634	256,191	19,117	35,012	13,303
Environmental Quality (1972):										
Air.....	1977	2044	-	-	-	-	-	-	-	-
Land and Wetlands.....	1976	2029	702,110	207,278	698,642	172,836	662,368	139,599	698,501	107,111
Water.....	1976	2043	1,873,050	165,412	807,421	106,488	426,147	111,383	131,921	147,610
Environmental Quality (1986):										
Land Acquisition/Development/Restoration/Forests.....	1989	2044	635,920	89,623	313,800	63,194	257,206	53,335	287,702	45,600
Solid Waste Management.....	1989	2044	15,043,465	2,597,660	14,242,210	1,992,915	12,864,727	1,515,144	12,853,986	1,129,110
Housing (*):										
Low Income.....	1941	2024	1,110,000	-	3,005,000	18,221	-	-	-	-
Middle Income.....	1957	2023	1,280,000	2,242	515,000	10,558	-	-	-	-
Park and Recreation Land Acquisition.....	1959	2018	-	-	-	-	-	-	-	-
Pure Waters.....	1968	2044	1,126,465	424,059	1,123,803	375,642	752,491	418,064	626,233	505,506
Rail Preservation.....	1977	2017	-	-	-	-	-	-	-	-
Rebuild and Renew New York Transportation:										
Highway Facilities.....	2006	2042	48,396,569	15,962,057	46,261,665	14,310,847	45,747,974	13,259,110	54,499,846	12,667,215
Canals and Waterways.....	2009	2028	1,876,708	301,311	1,399,233	219,645	1,249,027	163,362	1,300,277	112,113
Aviation.....	2009	2044	1,486,637	1,090,651	1,524,623	1,050,662	1,401,248	1,029,033	1,777,113	1,036,929
Rail and Port.....	2007	2045	5,462,831	2,644,360	5,614,619	2,493,703	5,748,557	2,342,136	6,771,877	2,195,723
Mass Transit - Department of Transportation.....	2008	2031	1,648,894	544,768	1,718,160	481,746	1,761,459	420,906	1,829,794	360,790
Mass Transit - Metropolitan Transportation Authority.....	2006	2043	25,724,937	20,228,617	22,796,399	19,435,900	15,019,754	24,545,498	41,608,518	31,742,201
Rebuild New York - Transportation Infrastructure Renewal (*):										
Highways, Parkways and Bridges.....	1984	2025	180,373	16,201	171,074	7,183	3,034	311	3,187	159
Rapid Transit, Rail and Aviation.....	1984	2026	393,136	64,954	371,992	45,825	383,447	26,939	144,269	13,746
Smart Schools Bond Act.....	2018	2044	30,672,798	12,030,787	32,022,173	10,918,108	32,845,858	14,177,785	37,722,667	18,947,036
Transportation Capital Facilities (*):										
Aviation.....	1971	2026	837,811	60,379	312,300	31,627	350,911	15,046	107,372	3,589
Mass Transportation.....	1970	2017	-	-	-	-	-	-	-	-
TOTALS.....			\$ 172,705,000	\$ 65,964,113	\$ 161,170,000	\$ 60,070,674	\$ 144,864,999	\$ 65,962,416	\$ 186,520,000	\$ 76,571,754

(*) Schedule omits general obligation purposes for which no debt was outstanding at March 31 and no debt service was paid during fiscal years 2015-16 through 2024-25.

STATE OF NEW YORK
FUTURE GENERAL OBLIGATION DEBT SERVICE
REQUIREMENTS PAYABLE FROM DEBT SERVICE FUNDS (*)

SCHEDULE 17

PURPOSE	March 31, 2026			March 31, 2027			March 31, 2028		
	PRINCIPAL	INTEREST	TOTAL	PRINCIPAL	INTEREST	TOTAL	PRINCIPAL	INTEREST	TOTAL
Accelerated Capacity and Transportation Improvements of the Nineties (ACTION):	\$ 964,576	\$ 86,841	\$ 1,051,417	\$ 681,250	\$ 65,042	\$ 746,292	\$ 697,329	\$ 48,964	\$ 746,293
Clean Water/Clean Air (**):									
Air Quality.....	231,680	36,495	268,175	207,971	28,968	236,939	214,956	21,978	236,934
Clean Water.....	23,290,095	6,287,462	29,577,557	21,328,305	5,655,234	26,983,539	18,845,165	5,044,953	23,890,118
Solid Waste.....	1,078,260	140,824	1,219,084	926,470	107,395	1,033,865	731,399	78,028	809,427
Environmental Restoration.....	2,641,787	900,349	3,542,136	3,079,164	834,160	3,913,324	3,133,110	739,404	3,872,514
Clean Water/Clean Air and Green Jobs:									
Open Space Land Conservation and Recreation.....	32,788	160,625	193,413	116,235	164,048	280,283	122,044	158,237	280,281
Climate Change Mitigation.....	3,489	17,094	20,583	12,370	17,458	29,828	12,988	16,839	29,827
Water Quality Improvement and Resilient Infrastructure.....	3,906	19,137	23,043	13,848	19,545	33,393	14,541	18,853	33,394
Energy Conservation Through Improved Transportation (**):									
Rapid Transit and Rail Freight.....	23,837	13,177	37,014	34,286	12,401	46,687	35,709	10,687	46,396
Environmental Quality (1972):									
Air.....	6,294	30,834	37,128	22,313	31,492	53,805	23,428	30,376	53,804
Land and Wetlands.....	479,961	72,908	552,869	503,256	49,614	552,870	510,275	25,143	535,418
Water.....	171,868	144,191	316,059	182,302	138,672	320,974	188,823	132,746	321,569
Environmental Quality (1986):									
Land Acquisition/Development/Restoration/Forests.....	212,333	43,032	255,365	147,766	37,576	185,342	100,487	32,559	133,046
Solid Waste Management.....	7,752,232	1,084,129	8,836,361	4,906,021	891,993	5,798,014	3,748,911	749,822	4,498,733
Pure Waters	698,334	560,660	1,258,994	697,727	541,877	1,239,604	2,229,558	481,372	2,710,930
Rebuild and Renew New York Transportation:									
Highway Facilities.....	52,058,281	10,983,623	63,041,904	57,116,172	9,679,474	66,795,646	57,178,823	8,106,927	65,285,750
Canals and Waterways.....	579,704	58,069	637,773	597,964	39,807	637,771	617,398	20,374	637,772
Aviation.....	2,090,884	1,027,981	3,118,865	1,952,372	975,708	2,928,080	1,923,759	929,233	2,852,992
Rail and Port.....	6,376,027	2,031,424	8,407,451	6,570,302	1,847,003	8,417,305	6,749,426	1,647,117	8,396,543
Mass Transit - Department of Transportation.....	1,900,398	283,735	2,184,133	1,991,892	201,945	2,193,837	1,834,110	115,423	1,949,533
Mass Transit - Metropolitan Transportation Authority.....	37,427,044	29,873,700	67,300,744	41,570,033	28,816,543	70,386,576	43,358,143	27,549,029	70,907,172
Rebuild New York - Transportation Infrastructure Renewal (**):									
Rapid Transit, Rail and Aviation.....	255,371	8,920	264,291	-	-	-	-	-	-
Smart Schools Bond Act	54,755,580	33,033,536	87,789,116	57,941,981	31,071,765	89,013,746	46,204,618	28,386,788	74,591,406
Transportation Capital Facilities (**):									
Aviation.....	35,271	1,709	36,980	-	-	-	-	-	-
TOTAL FUTURE DEBT SERVICE REQUIREMENTS	\$ 193,070,000	\$ 86,900,455	\$ 279,970,455	\$ 200,600,000	\$ 81,227,720	\$ 281,827,720	\$ 188,475,000	\$ 74,344,852	\$ 262,819,852

(*) See Accompanying Footnotes

(**) Schedule omits general obligation purposes for which there are no future debt service requirements.

STATE OF NEW YORK
FUTURE GENERAL OBLIGATION DEBT SERVICE
REQUIREMENTS PAYABLE FROM DEBT SERVICE FUNDS (*)

SCHEDULE 17
(continued)

PURPOSE	March 31, 2029			March 31, 2030			THEREAFTER			TOTAL FUTURE DEBT SERVICE		
	PRINCIPAL	INTEREST	TOTAL	PRINCIPAL	INTEREST	TOTAL	PRINCIPAL	INTEREST	TOTAL	PRINCIPAL	INTEREST	TOTAL
Accelerated Capacity and Transportation Improvements of the Nineties (ACTION).....	\$ 393,073	\$ 31,880	\$ 424,953	\$ 403,124	\$ 21,856	\$ 424,980	\$ 413,828	\$ 11,173	\$ 425,001	\$ 3,553,180	\$ 265,756	\$ 3,818,936
Clean Water/Clean Air (**):												
Air Quality.....	14,585	14,648	29,233	15,313	13,919	29,232	263,066	96,572	359,638	947,571	212,580	1,160,151
Clean Water.....	17,872,926	4,507,407	22,380,333	19,120,371	3,944,427	23,064,798	92,109,714	19,448,434	111,558,148	192,566,576	44,887,917	237,454,493
Solid Waste.....	703,639	58,628	762,267	689,272	36,990	726,262	489,710	86,934	576,644	4,618,750	508,799	5,127,549
Environmental Restoration.....	3,013,570	645,025	3,658,595	2,438,233	532,141	2,970,374	9,332,340	1,345,188	10,677,528	23,638,204	4,996,267	28,634,471
Clean Water/Clean Air and Green Jobs:												
Open Space Land Conservation and Recreation.....	128,149	152,135	280,284	134,598	145,727	280,325	2,779,942	1,152,688	3,932,630	3,313,756	1,933,460	5,247,216
Climate Change Mitigation.....	13,637	16,190	29,827	14,324	15,508	29,832	295,837	122,667	418,504	352,645	205,756	558,401
Water Quality Improvement and Resilient Infrastructure.....	15,268	18,126	33,394	16,036	17,362	33,398	331,209	137,334	468,543	394,808	230,357	625,165
Energy Conservation Through Improved Transportation (**):												
Rapid Transit and Rail Freight.....	40,923	8,901	49,824	41,775	6,855	48,630	95,326	7,175	102,501	271,856	59,196	331,052
Environmental Quality (1972):												
Air.....	24,600	29,205	53,805	25,838	27,974	53,812	533,651	221,275	754,926	636,124	371,156	1,007,280
Land and Wetlands.....	12,399	316	12,715	-	-	-	-	-	-	1,505,891	147,981	1,653,872
Water.....	200,915	126,545	327,460	199,366	119,367	318,733	2,896,569	731,678	3,628,247	3,839,843	1,393,199	5,233,042
Environmental Quality (1986):												
Land Acquisition/Development/Restoration/Forests.....	110,546	29,006	139,552	105,563	24,582	130,145	435,912	58,151	494,063	1,112,607	224,906	1,337,513
Solid Waste Management.....	2,913,116	635,175	3,548,291	2,559,435	535,698	3,095,133	10,753,911	2,373,409	13,127,320	32,633,626	6,270,226	38,903,852
Pure Waters	779,770	419,743	1,199,513	785,506	391,796	1,177,302	9,409,620	2,296,802	11,706,422	14,600,515	4,692,250	19,292,765
Rebuild and Renew New York Transportation:												
Highway Facilities.....	53,288,109	6,508,056	59,796,165	47,722,462	4,756,969	52,479,431	82,423,247	7,629,606	90,052,853	349,787,094	47,664,655	397,451,749
Canals and Waterways.....	-	-	-	-	-	-	-	-	-	1,795,066	118,250	1,913,316
Aviation.....	1,920,877	885,491	2,806,368	1,856,732	831,463	2,688,195	24,821,327	5,097,114	29,918,441	34,565,951	9,746,990	44,312,941
Rail and Port.....	3,422,426	1,440,052	4,862,478	3,526,873	1,337,289	4,864,162	39,487,024	7,590,451	47,077,475	66,132,078	15,893,336	82,025,414
Mass Transit - Department of Transportation.....	427,485	37,850	465,335	317,366	24,013	341,379	316,191	12,338	328,529	6,787,442	675,304	7,462,746
Mass Transit - Metropolitan Transportation Authority.....	43,905,262	26,216,140	70,121,402	43,066,911	24,721,837	67,788,748	613,078,451	145,629,451	758,707,902	822,405,844	282,806,700	1,105,212,544
Rebuild New York - Transportation Infrastructure Renewal (**):												
Rapid Transit, Rail and Aviation.....	-	-	-	-	-	-	-	-	-	255,371	8,920	264,291
Smart Schools Bond Act	35,008,725	26,309,014	61,317,739	37,315,902	24,704,030	62,019,932	471,603,125	165,793,461	637,396,586	702,829,931	309,298,594	1,012,128,525
Transportation Capital Facilities (**):												
Aviation.....	-	-	-	-	-	-	-	-	-	35,271	1,709	36,980
TOTAL FUTURE DEBT SERVICE REQUIREMENTS	\$ 164,210,000	\$ 68,089,533	\$ 232,299,533	\$ 160,355,000	\$ 62,209,803	\$ 222,564,803	\$ 1,361,870,000	\$ 359,841,901	\$ 1,721,711,901	\$ 2,268,580,000	\$ 732,614,264	\$ 3,001,194,264

(*) See Accompanying Footnotes

(**) Schedule omits general obligation purposes for which there are no future debt service requirements.

STATE OF NEW YORK
DEBT SERVICE FUNDS
OTHER FINANCING ARRANGEMENTS
FISCAL YEAR ENDED MARCH 31, 2025

SCHEDULE 18

	DEBT REDUCTION RESERVE (40000-40049)	GENERAL DEBT SERVICE (40151)	DEPARTMENT OF HEALTH INCOME (40300-40349)	REVENUE BOND TAX (40152)	SALES TAX REVENUE BOND TAX (40154)	COMBINED TOTALS FISCAL YEAR ENDED	
						2024-25	2023-24
Other Financing Obligations:							
Payments to Public Authorities:							
City University Construction.....	\$ -	\$ 9,788,122	\$ -	\$ -	\$ -	\$ 9,788,122	\$ 12,576,481
Dormitory Authority:							
DASNY Revenue Bond.....	-	-	-	1,539,925,385	597,090,612	2,137,015,997	4,158,510,524
Department of Health Facilities.....	-	-	17,782,353	-	-	17,782,353	20,653,053
Secured Hospital Program.....	-	-	-	-	-	-	-
SUNY Community Colleges.....	-	-	-	-	-	-	-
SUNY Educational Facilities.....	-	15,710,475	-	-	-	15,710,475	15,729,435
New York State Thruway Authority:							
Dedicated Highway and Bridge.....	-	40,918,030	-	-	-	40,918,030	45,486,741
Transportation.....	-	-	-	144,398,016	-	144,398,016	141,286,413
Urban Development Corporation:							
Debt Reduction Reserve.....	-	-	-	-	-	-	-
UDC Revenue Bond.....	-	-	-	864,897,803	282,093,287	1,146,991,090	2,391,521,778
TOTAL.....	\$ -	\$ 66,416,627	\$ 17,782,353	\$ 2,549,221,204	\$ 879,183,899	\$ 3,512,604,083	\$ 6,785,764,425

STATE OF NEW YORK
FUTURE OTHER FINANCING ARRANGEMENTS (*)
PAYABLE FROM DEBT SERVICE FUNDS
(amounts in thousands)

SCHEDULE 19

Other Financing Arrangements:	March 31, 2026			March 31, 2027			March 31, 2028			March 31, 2029		
	PRINCIPAL	INTEREST	TOTAL	PRINCIPAL	INTEREST	TOTAL	PRINCIPAL	INTEREST	TOTAL	PRINCIPAL	INTEREST	TOTAL
Dormitory Authority:												
All purposes excluding SUNY and CUNY Senior Colleges.....	\$ 323,295	\$ 1,011,647	\$ 1,334,942	\$ 169,060	\$ 1,002,319	\$ 1,171,379	\$ 516,195	\$ 990,626	\$ 1,506,821	\$ 454,315	\$ 967,972	\$ 1,422,287
City University of New York.....	94,170	185,685	279,855	42,830	181,209	224,039	57,955	178,879	236,834	341,280	169,732	511,012
State University of New York.....	155,880	371,174	527,054	105,965	362,842	468,807	109,585	356,994	466,579	144,395	350,983	495,378
Housing Finance Agency	-	15,860	15,860	-	14,493	14,493	230	14,493	14,723	41,190	14,473	55,663
New York State Thruway Authority:												
All purposes excluding SUNY and CUNY Senior Colleges.....	104,410	200,388	304,798	49,280	195,940	245,220	105,730	193,475	299,205	129,820	188,189	318,009
City University of New York.....	-	1,434	1,434	-	1,433	1,433	-	1,434	1,434	-	1,434	1,434
Urban Development Corporation:												
All purposes excluding SUNY and CUNY Senior Colleges.....	330,270	623,100	953,370	180,445	606,030	786,475	180,970	596,429	777,399	262,190	586,780	848,970
City University of New York.....	-	25	25	-	25	25	-	25	25	-	25	25
State University of New York.....	1,195	27,123	28,318	1,260	27,062	28,322	1,325	27,000	28,325	1,385	26,935	28,320
TOTALS.....	\$ 1,009,220	\$ 2,436,436	\$ 3,445,656	\$ 548,840	\$ 2,391,353	\$ 2,940,193	\$ 971,990	\$ 2,359,355	\$ 3,331,345	\$ 1,374,575	\$ 2,306,523	\$ 3,681,098

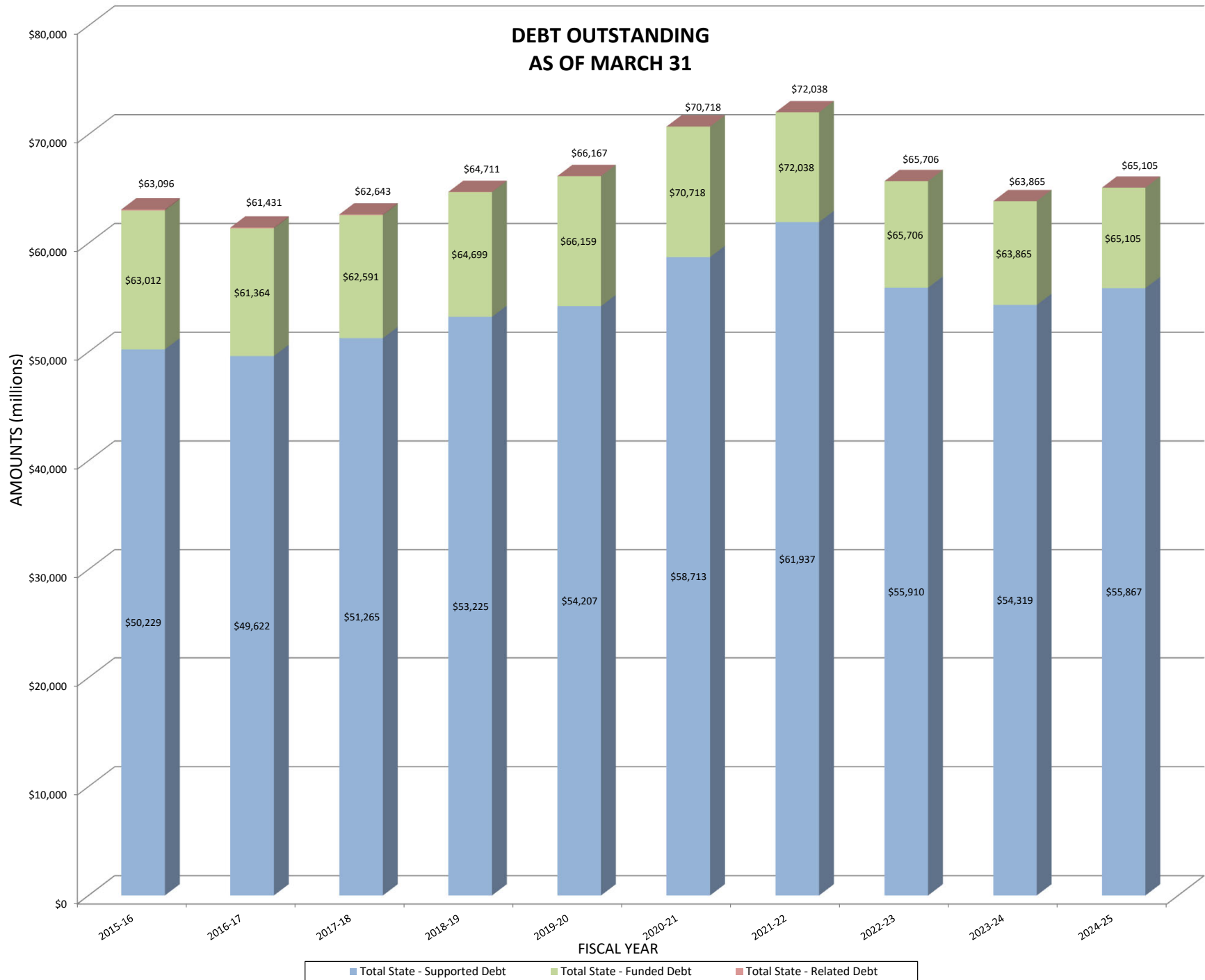
(*) See Accompanying Footnotes

STATE OF NEW YORK
FUTURE OTHER FINANCING ARRANGEMENTS (*)
PAYABLE FROM DEBT SERVICE FUNDS
(amounts in thousands)

SCHEDULE 19
(continued)

Other Financing Arrangements:	March 31, 2030			THEREAFTER			TOTAL FUTURE DEBT SERVICE		
	PRINCIPAL	INTEREST	TOTAL	PRINCIPAL	INTEREST	TOTAL	PRINCIPAL	INTEREST	TOTAL
Dormitory Authority:									
All purposes excluding SUNY and CUNY Senior Colleges.....	\$ 1,400,565	\$ 945,122	\$ 2,345,687	\$ 19,264,255	\$ 8,865,046	\$ 28,129,301	\$ 22,127,685	\$ 13,782,732	\$ 35,910,417
City University of New York.....	105,720	158,520	264,240	3,255,030	1,336,400	4,591,430	3,896,985	2,210,425	6,107,410
State University of New York.....	362,285	343,256	705,541	6,888,340	3,216,907	10,105,247	7,766,450	5,002,156	12,768,606
Housing Finance Agency	166,210	11,183	177,393	176,835	89,570	266,405	384,465	160,072	544,537
New York State Thruway Authority:									
All purposes excluding SUNY and CUNY Senior Colleges.....	136,315	181,699	318,014	4,007,415	2,846,099	6,853,514	4,532,970	3,805,790	8,338,760
City University of New York.....	-	1,433	1,433	28,670	7,167	35,837	28,670	14,335	43,005
Urban Development Corporation:									
All purposes excluding SUNY and CUNY Senior Colleges.....	902,085	569,409	1,471,494	12,262,348	5,735,223	17,997,571	14,118,308	8,716,971	22,835,279
City University of New York.....	-	25	25	567	292	859	567	417	984
State University of New York.....	2,335	26,867	29,202	733,970	439,043	1,173,013	741,470	574,030	1,315,500
TOTALS.....	\$ 3,075,515	\$ 2,237,514	\$ 5,313,029	\$ 46,617,430	\$ 22,535,747	\$ 69,153,177	\$ 53,597,570	\$ 34,266,928	\$ 87,864,498

(*) See Accompanying Footnotes



STATE OF NEW YORK
DEBT OUTSTANDING AND OTHER LONG-TERM OBLIGATIONS AS OF MARCH 31
FISCAL YEARS 2015-16 THROUGH 2024-25
(amounts in millions)

SCHEDULE 20

	<u>2015-16</u>	<u>2016-17</u>	<u>2017-18</u>	<u>2018-19</u>	<u>2019-20</u>	<u>2020-21</u>	<u>2021-22</u>	<u>2022-23</u>	<u>2023-24</u>	<u>2024-25</u>
<u>STATE - SUPPORTED DEBT</u>										
General Obligation Debt.....	\$ 2,727	\$ 2,463	\$ 2,371	\$ 2,286	\$ 2,131	\$ 2,169	\$ 1,996	\$ 1,835	\$ 2,128	\$ 2,269
Other Financing Arrangements.....	47,502	47,159	48,894	50,939	52,076	56,544	59,941	54,075	52,191	53,598
SUBTOTAL - STATE - SUPPORTED DEBT.....	50,229	49,622	51,265	53,225	54,207	58,713	61,937	55,910	54,319	55,867
<u>STATE - FUNDED DEBT</u>										
Tobacco Settlement Financing Corporation.....	1,378	660	-	-	-	-	-	-	-	-
Municipal Bond Bank Agency (MBBA).....	234	203	172	139	104	68	30	-	-	-
Sales Tax Asset Receivable Corporation (STARC).....	1,961	1,884	1,805	1,721	1,634	1,542	-	-	-	-
Secured Hospital Debt.....	181	157	142	153	127	100	-	-	-	-
SUNY Dormitory Facilities Revenue Bonds.....	985	956	1,263	1,350	1,787	1,892	1,917	1,917	1,874	1,782
Transitional Finance Agency (TFA).....	8,044	7,882	7,944	8,111	8,300	8,403	8,154	7,879	7,672	7,456
SUBTOTAL - STATE - FUNDED DEBT.....	63,012	61,364	62,591	64,699	66,159	70,718	72,038	65,706	63,865	65,105
<u>STATE - RELATED DEBT</u>										
Moral Obligation Debt.....	2	1	1	-	-	-	-	-	-	-
Secured Hospital Debt - Contingent.....	76	63	51	12	8	-	-	-	-	-
State Guaranteed Authority Debt.....	6	3	-	-	-	-	-	-	-	-
TOTAL DEBT OUTSTANDING.....	\$ 63,096	\$ 61,431	\$ 62,643	\$ 64,711	\$ 66,167	\$ 70,718	\$ 72,038	\$ 65,706	\$ 63,865	\$ 65,105
<u>OTHER LONG-TERM OBLIGATIONS (*)</u>										
Gateway Development Commission.....	-	-	-	-	-	-	-	-	-	14
TOTAL OTHER LONG-TERM OBLIGATIONS.....	\$ -	\$ -	\$ -	\$ -	\$ -	\$ -	\$ -	\$ -	\$ -	\$ 14

(*) This is not inclusive of all Other Long-Term Obligations of the State.

STATE OF NEW YORK
STATE SUPPORTED DEBT OUTSTANDING AS OF MARCH 31 PER CAPITA (*)
FISCAL YEARS 2015-16 THROUGH 2024-25

SCHEDULE 20a

State supported debt includes other financing arrangements for State facilities, and debt as defined in State Finance Law §67-a, where the State is constitutionally obligated to pay debt service to bondholders or where it is contractually obligated to pay money to public authorities to enable it to make payments on its outstanding bonds.

	2015-16	2016-17	2017-18	2018-19	2019-20	2020-21	2021-22	2022-23	2023-24	2024-25
STATE - SUPPORTED DEBT:										
General Obligation Debt										
Millions of Dollars.....	\$ 2,727	\$ 2,463	\$ 2,371	\$ 2,286	\$ 2,131	\$ 2,169	\$ 1,996	\$ 1,835	\$ 2,128	\$ 2,269
Change from Prior Year.....	-9.64%	-9.68%	-3.74%	-3.58%	-6.78%	1.78%	-7.98%	-8.07%	15.97%	6.63%
Per Capita.....	138	125	120	117	109	107	101	93	108	114
Other Financing Arrangements										
Millions of Dollars.....	47,502	47,159	48,894	50,939	52,076	56,544	59,941	54,075	52,191	53,598
Change from Prior Year.....	-2.76%	-0.72%	3.68%	4.18%	2.23%	8.58%	6.01%	-9.79%	-3.48%	2.70%
Per Capita.....	2,399	2,394	2,469	2,612	2,671	2,799	3,027	2,745	2,663	2,693
TOTAL STATE - SUPPORTED DEBT:										
Millions of Dollars.....	\$ 50,229	\$ 49,622	\$ 51,265	\$ 53,225	\$ 54,207	\$ 58,713	\$ 61,937	\$ 55,910	\$ 54,319	\$ 55,867
Change from Prior Year.....	-3.16%	-1.21%	3.31%	3.82%	1.84%	8.31%	5.49%	-9.73%	-2.85%	2.85%
Per Capita.....	\$ 2,537	\$ 2,519	\$ 2,589	\$ 2,729	\$ 2,780	\$ 2,906	\$ 3,128	\$ 2,838	\$ 2,771	\$ 2,807

(*) Population estimates are based on current information published by the U.S. Census Bureau.

STATE OF NEW YORK
STATE FUNDED DEBT OBLIGATIONS OUTSTANDING AS OF MARCH 31 PER CAPITA (*)
FISCAL YEARS 2015-16 THROUGH 2024-25

SCHEDULE 20b

State funded debt obligations include all State-supported debt from Schedule 20a, plus certain other debt where the State has agreed to allow certain other entities to pledge or assign State resources to pay debt service on debt issued for State purposes or to finance State assistance payments to another entity. These obligations include those associated with the sale of the State's share of Tobacco Settlement proceeds, prior year school aid claims, debt issued by the Sales Tax Asset Receivable Corporation (STARC) for NYC debt relief, debt issued by the Transitional Finance Authority (TFA) for NYC school building aid, portions of the secured hospital program and obligations issued to finance certain State University of New York (SUNY) dormitory facilities. Debt service on these obligations is secured by future State local assistance payments (financed with available General Fund resources or taxes), tobacco settlement payments, contingent debt service appropriations or SUNY dormitory rental income.

	2015-16	2016-17	2017-18	2018-19	2019-20	2020-21	2021-22	2022-23	2023-24	2024-25
TOTAL STATE - SUPPORTED DEBT:										
Millions of Dollars.....	\$ 50,229	\$ 49,622	\$ 51,265	\$ 53,225	\$ 54,207	\$ 58,713	\$ 61,937	\$ 55,910	\$ 54,319	\$ 55,867
Change from Prior Year.....	-3.16%	-1.21%	3.31%	3.82%	1.84%	8.31%	5.49%	-9.73%	-2.85%	2.85%
Per Capita.....	2,537	2,519	2,589	2,729	2,780	2,906	3,128	2,838	2,771	2,807
Tobacco Settlement Financing Corporation										
Millions of Dollars.....	1,378	660	-	-	-	-	-	-	-	-
Change from Prior Year.....	-21.03%	-52.10%	-100.00%	0.00%	0.00%	0.00%	0.00%	0.00%	0.00%	0.00%
Per Capita.....	70	34	-	-	-	-	-	-	-	-
Municipal Bond Bank Agency (MBBA)										
Millions of Dollars.....	234	203	172	139	104	68	30	-	-	-
Change from Prior Year.....	-11.03%	-13.25%	-15.27%	-19.19%	-25.18%	-34.62%	-55.88%	-100.00%	0.00%	0.00%
Per Capita.....	12	10	9	7	5	3	1	-	-	-
Sales Tax Asset Receivable Corporation (STARC)										
Millions of Dollars.....	1,961	1,884	1,805	1,721	1,634	1,542	-	-	-	-
Change from Prior Year.....	-1.75%	-3.93%	-4.19%	-4.65%	-5.06%	-5.63%	-100.00%	0.00%	0.00%	0.00%
Per Capita.....	99	96	91	88	84	76	-	-	-	-
Secured Hospital Debt										
Millions of Dollars.....	181	157	142	153	127	100	-	-	-	-
Change from Prior Year.....	-11.27%	-13.26%	-9.55%	7.75%	-16.99%	-21.26%	-100.00%	0.00%	0.00%	0.00%
Per Capita.....	9	8	7	8	6	5	-	-	-	-
SUNY Dormitory Facilities Revenue Bonds										
Millions of Dollars.....	985	956	1,263	1,350	1,787	1,892	1,917	1,917	1,874	1,782
Change from Prior Year.....	125.40%	-2.94%	32.11%	6.89%	32.37%	5.88%	1.32%	0.00%	-2.24%	-4.91%
Per Capita.....	50	49	64	69	92	94	97	97	96	90
Transitional Finance Authority (TFA)										
Millions of Dollars.....	8,044	7,882	7,944	8,111	8,300	8,403	8,154	7,879	7,672	7,456
Change from Prior Year.....	20.49%	-2.01%	0.79%	2.10%	2.33%	1.24%	-2.96%	-3.37%	-2.63%	-2.82%
Per Capita.....	406	400	401	416	426	416	412	400	391	375
TOTAL STATE - FUNDED DEBT:										
Millions of Dollars.....	\$ 63,012	\$ 61,364	\$ 62,591	\$ 64,699	\$ 66,159	\$ 70,718	\$ 72,038	\$ 65,706	\$ 63,865	\$ 65,105
Change from Prior Year.....	-0.28%	-2.62%	2.00%	3.37%	2.26%	6.89%	1.87%	-8.79%	-2.80%	1.94%
Per Capita.....	\$ 3,182	\$ 3,116	\$ 3,161	\$ 3,317	\$ 3,393	\$ 3,500	\$ 3,638	\$ 3,335	\$ 3,258	\$ 3,272

(*) Population estimates are based on current information published by the U.S. Census Bureau.

STATE OF NEW YORK
STATE RELATED DEBT OBLIGATIONS OUTSTANDING AS OF MARCH 31 PER CAPITA (*)
FISCAL YEARS 2015-16 THROUGH 2024-25

SCHEDULE 20c

State related debt obligations include all State funded debt from Schedule 20b, plus certain other debt issued by various authorities that may be supported by contingent State obligations to make payments. Such moral obligation, contingent obligation (secured hospital debt where the State has not been called on to pay debt service) and State guaranteed authority debt carries a pledge by the State to finance deficiencies in the authority's debt service or debt service reserve funds, if necessary.

	2015-16	2016-17	2017-18	2018-19	2019-20	2020-21	2021-22	2022-23	2023-24	2024-25
TOTAL STATE - FUNDED DEBT:										
Millions of Dollars.....	\$ 63,012	\$ 61,364	\$ 62,591	\$ 64,699	\$ 66,159	\$ 70,718	\$ 72,038	\$ 65,706	\$ 63,865	\$ 65,105
Change from Prior Year.....	-0.28%	-2.62%	2.00%	3.37%	2.26%	6.89%	1.87%	-8.79%	-2.80%	1.94%
Per Capita.....	3,182	3,116	3,161	3,317	3,393	3,500	3,638	3,335	3,258	3,272
Moral Obligation Debt										
Millions of Dollars.....	2	1	1	-	-	-	-	-	-	-
Change from Prior Year.....	0.00%	-50.00%	0.00%	-100.00%	0.00%	0.00%	0.00%	0.00%	0.00%	0.00%
Per Capita.....	-	-	-	-	-	-	-	-	-	-
Secured Hospital Debt - Contingent										
Millions of Dollars.....	76	63	51	12	8	-	-	-	-	-
Change from Prior Year.....	-24.00%	-17.11%	-19.05%	-76.47%	-33.33%	-100.00%	0.00%	0.00%	0.00%	0.00%
Per Capita.....	4	3	3	1	-	-	-	-	-	-
State Guaranteed Authority Debt										
Millions of Dollars.....	6	3	-	-	-	-	-	-	-	-
Change from Prior Year.....	-33.33%	-50.00%	-100.00%	0.00%	0.00%	0.00%	0.00%	0.00%	0.00%	0.00%
Per Capita.....	-	-	-	-	-	-	-	-	-	-
TOTAL STATE - RELATED DEBT:										
Millions of Dollars.....	\$ 63,096	\$ 61,431	\$ 62,643	\$ 64,711	\$ 66,167	\$ 70,718	\$ 72,038	\$ 65,706	\$ 63,865	\$ 65,105
Change from Prior Year.....	-0.32%	-2.64%	1.97%	3.30%	2.25%	6.88%	1.87%	-8.79%	-2.80%	1.94%
Per Capita.....	\$ 3,187	\$ 3,119	\$ 3,164	\$ 3,318	\$ 3,393	\$ 3,500	\$ 3,638	\$ 3,335	\$ 3,258	\$ 3,272

(*) Population estimates are based on current information published by the U.S. Census Bureau.

STATE OF NEW YORK
GENERAL FUND
COMBINING STATEMENT OF SELECTED DEPARTMENTAL DISBURSEMENTS
FISCAL YEAR ENDED MARCH 31, 2025
(amounts in thousands)

SCHEDULE 21

Department/Division	LOCAL ASSISTANCE GRANTS										OPERATIONS			TOTAL	
	Environment and Recreation		General Government	Medicaid	Other Public Health	Public Safety	Public Welfare	Support and Regulate Business	Transportation	Total Grants	Personal Service	Non-Personal Service	General State Charges	2024-25	2023-24
	Education														
Addiction Services and Supports, Office of.....	\$ -	\$ -	\$ -	\$ 36,616	\$ 358,502	\$ -	\$ 8,642	\$ -	\$ -	\$ 403,760	\$ 75,877	\$ 28,881	\$ -	\$ 508,518	\$ 534,799
Adirondack Park Agency.....	-	-	-	-	-	-	-	-	-	-	4,790	1,146	-	5,936	5,454
Aging, State Office for the.....	-	-	9	28,768	189,425	-	-	-	-	218,202	3,237	1,494	-	222,933	204,680
Agriculture and Markets, Department of.....	320	200	656	-	-	-	-	51,399	-	52,575	37,152	5,725	-	95,452	88,081
Alcoholic Beverage Control, Division of.....	-	-	-	-	-	-	-	200	-	200	11,026	1,365	-	12,591	11,169
Arts, Council on the.....	81,457	-	1,500	-	-	-	-	-	-	82,957	3,137	1,554	-	87,648	98,199
Budget, Division of the.....	-	-	-	-	-	-	-	-	-	-	30,280	749	1,323	32,352	60,289
Children and Family Services, Office of.....	11,957	-	87,049	72,533	-	-	2,569,552	-	-	2,741,091	162,934	54,537	-	2,958,562	2,290,583
City University of New York.....	2,122,107	-	-	-	-	-	-	-	-	2,122,107	-	250	-	2,122,357	2,010,497
Civil Service, Department of.....	-	-	7	-	-	-	-	-	-	7	28,243	8,360	-	36,610	30,262
Correction, State Commission of.....	-	-	-	-	-	-	-	-	-	-	4,172	199	-	4,371	3,830
Corrections and Community Supervision, Department of.....	-	-	-	-	-	19,704	-	-	-	19,704	2,374,619	580,877	373	2,975,573	2,686,900
Criminal Justice Services, Division of.....	-	-	18,355	-	-	407,595	-	-	-	425,950	38,146	17,425	-	481,521	323,269
Economic Development, Department of.....	-	-	-	-	478	-	-	43,541	-	44,019	12,125	2,581	-	58,725	59,208
Education, State Department of.....	32,952,191	-	70	-	-	-	-	-	-	32,952,261	45,559	32,154	36	33,030,010	31,155,572
Elections, Board of.....	-	-	6,105	-	-	-	-	-	-	6,105	13,335	6,591	-	26,031	21,211
Employee Relations, Office of.....	-	-	-	-	-	-	-	-	-	-	14,833	21,696	5,053	41,582	47,738
Environmental Conservation, Department of.....	-	3,167	15	-	-	-	-	-	-	3,182	156,759	18,945	-	178,886	144,765
Ethics and Lobbying in Government, Commission on.....	-	-	-	-	-	-	-	-	-	-	5,746	1,129	-	6,875	6,184
Executive Chamber.....	-	-	-	-	-	-	-	-	-	-	18,140	4,581	-	22,721	22,848
General Services, Office of.....	-	-	-	-	-	-	22,018	-	-	22,018	44,625	86,662	-	153,305	120,055
Greenway Heritage Conservancy.....	-	-	-	-	-	-	-	-	-	-	-	292	-	292	290
Health, Department of.....	-	-	3,777	23,522,485	745,382	-	35,665	10,427	-	24,317,736	200,751	(56,097)	(1,784)	24,460,606	20,432,153
Higher Education Services Corporation.....	607,809	-	-	-	-	-	-	4,655	-	612,464	807	5	-	613,276	579,858
Homeland Security and Emergency Services, Division of.....	-	-	-	-	-	8,916	3,201	-	-	12,117	3,792	7,162	-	23,071	12,772
Housing and Community Renewal, Division of.....	-	-	2,157	-	-	-	27,803	-	-	29,960	6,015	1,614	-	37,589	28,224
Hudson River Valley Greenways.....	-	77	-	-	-	-	-	-	-	77	67	41	-	185	228
Human Rights, Division of.....	-	-	285	-	-	-	-	-	-	285	16,393	2,968	-	19,646	16,292
Information Technology Services, Office of.....	-	-	-	-	-	-	-	-	-	-	367,131	374,128	-	741,259	650,798
Inspector General, Office of the State.....	-	-	-	-	-	-	-	-	-	-	7,614	2,092	-	9,706	9,167
Interest on Lawyer Account (IOLA).....	-	-	14,982	-	-	-	-	-	-	14,982	-	-	-	14,982	16,684
Judicial Conduct.....	-	-	-	-	-	-	-	-	-	-	6,040	2,207	-	8,247	7,562
Judicial Nomination.....	-	-	-	-	-	-	-	-	-	-	-	-	-	-	10
Judicial Screening Committee.....	-	-	-	-	-	-	-	-	-	-	-	2	-	2	15
Justice Center for the Protection of People with Special Needs.....	-	-	-	-	696	-	-	-	-	696	29,080	8,565	-	38,341	36,954
Labor, Department of.....	-	-	670	-	106	-	27,229	1,364	-	29,369	531	349	-	30,249	31,292
Law, Department of.....	-	-	-	-	-	-	15,293	-	-	15,293	144,308	22,394	-	181,995	187,800
Legislature.....	-	-	-	-	-	-	-	-	-	-	201,246	61,882	-	263,128	255,439
Lieutenant Governor.....	-	-	-	-	-	-	-	-	-	-	1,025	58	-	1,083	1,032
Medicaid Inspector General, Office of.....	-	-	-	-	-	-	-	-	-	-	16,661	2,534	-	19,195	19,146
Mental Health, Office of.....	10,970	-	-	363,263	1,827,997	-	107,359	-	-	2,309,589	1,458,619	524,618	-	4,292,826	3,651,849
Military and Naval Affairs, Division of.....	-	-	-	-	-	2,243	-	-	-	2,243	248,073	48,130	13	298,459	234,997
Motor Vehicles, Department of.....	-	-	-	-	-	-	-	-	-	-	9,243	1,523	-	10,766	12,237
National and Community Service.....	-	-	-	-	-	-	-	-	-	-	351	1	-	352	311
New York Waterfront Commission.....	-	-	-	-	-	-	-	-	-	-	3,371	435	55	3,861	2,531
NYS Gaming Commission.....	-	-	9,708	-	-	-	-	-	-	9,708	3,507	1,038	-	14,253	13,892

STATE OF NEW YORK
GENERAL FUND
COMBINING STATEMENT OF SELECTED DEPARTMENTAL DISBURSEMENTS
FISCAL YEAR ENDED MARCH 31, 2025
(amounts in thousands)

SCHEDULE 21
(continued)

Department/Division	LOCAL ASSISTANCE GRANTS										OPERATIONS			TOTAL	
	Environment and Recreation		General Government	Medicaid	Other Public Health	Public Safety	Public Welfare	Support and Regulate Business	Transportation	Total Grants	Personal Service	Non-Personal Service	General State Charges	2024-25	2023-24
	Education														
Parks, Recreation and Historic Preservation, Office of.....	\$ -	\$ 1,357	\$ 13	\$ -	\$ -	\$ -	\$ 24	\$ -	\$ -	\$ 1,394	\$ 155,947	\$ 15,184	\$ -	\$ 172,525	\$ 159,530
People With Developmental Disabilities, Office for.....	-	-	2	2,990,925	471,152	-	768	-	-	3,462,847	1,478,845	229,580	-	5,171,272	6,162,868
Prevention of Domestic Violence, Office for the.....	-	-	-	-	-	-	7,709	-	-	7,709	2,839	450	-	10,998	7,071
Public Benefit Corporations:															
Energy Research and Development Authority.....	-	-	900	-	-	-	-	-	-	900	1,716	-	-	2,616	1,425
Environmental Facilities Corporation.....	-	-	-	-	-	-	-	-	-	-	74	-	-	74	-
Olympic Regional Development Authority.....	-	-	-	-	-	-	-	-	-	-	6,789	4,615	-	11,404	15,644
Urban Development Corporation (Empire State Dev Corp).....	-	-	1,272	-	-	-	-	89,123	-	90,395	4,159	913	-	95,467	120,754
Public Employment Relations Board.....	-	-	-	-	-	-	-	-	-	-	4,151	234	-	4,385	4,061
State, Department of.....	-	-	51,496	-	-	-	-	-	-	51,496	13,623	3,760	-	68,879	66,906
State Comptroller, Office of the.....	-	-	-	-	-	-	-	-	-	-	133,691	35,621	-	169,312	162,641
State Police, Division of.....	-	-	-	-	-	-	-	-	-	-	739,513	75,283	55	814,851	777,848
State University of New York.....	561,285	-	-	-	262	-	-	625	-	562,172	406	7,673	90	570,341	557,095
Statewide Financial System.....	-	-	-	-	-	-	-	-	-	-	13,853	19,655	-	33,508	33,582
Tax Appeals, Division of.....	-	-	-	-	-	-	-	-	-	-	2,962	263	-	3,225	3,124
Taxation and Finance, Department of.....	-	-	795	-	-	-	-	-	-	795	264,526	9,902	-	275,223	270,545
Temporary and Disability Assistance, Office of.....	1,798	-	535	484,797	11,117	-	2,377,667	-	-	2,875,914	74,229	79,818	-	3,029,961	2,955,415
Transportation, Department of.....	-	-	-	-	-	-	56	-	247,716	247,772	210,268	183,306	-	641,346	901,134
Unified Court System.....	-	-	106,524	-	-	-	-	-	-	106,524	1,858,670	372,913	924,116	3,262,223	2,891,043
Veterans' Services, Department of.....	-	-	-	-	-	-	10,854	-	-	10,854	7,157	564	-	18,575	17,462
Victim Services, Office of.....	-	-	-	-	-	652	-	-	-	652	454	441	-	1,547	1,721
Welfare Inspector General, Office of.....	-	-	-	-	-	-	-	-	-	-	594	6	-	600	700
All Other.....	-	-	850,685	-	-	59,251	-	54,676	-	964,612	239	8,821	8,367,433	9,341,105	9,832,993
Total.....	\$ 36,349,894	\$ 4,801	\$ 1,157,567	\$ 27,499,387	\$ 3,605,117	\$ 498,361	\$ 5,213,840	\$ 256,010	\$ 247,716	\$ 74,832,693	\$ 10,784,065	\$ 2,931,844	\$ 9,296,763	\$ 97,845,365	\$ 91,070,648

STATE OF NEW YORK
SPECIAL REVENUE FUNDS - STATE
COMBINING STATEMENT OF SELECTED DEPARTMENTAL DISBURSEMENTS
FISCAL YEAR ENDED MARCH 31, 2025
(amounts in thousands)

SCHEDULE 22

Department/Division	LOCAL ASSISTANCE GRANTS										OPERATIONS			TOTAL	
	Environment and Recreation		General Government	Medicaid	Other Public Health	Public Safety	Public Welfare	Support and Regulate Business	Transportation	Total Grants	Personal Service	Non-Personal Service	General State Charges	2024-25	2023-24
	Education														
Addition Services and Supports, Office of.....	\$ -	\$ -	\$ -	\$ -	\$ 66,391	\$ -	\$ -	\$ -	\$ -	\$ 66,391	\$ -	\$ 7,975	\$ -	\$ 74,366	\$ 101,065
Aging, State Office for the.....	-	-	-	-	500	-	-	-	-	500	134	3	88	725	225
Agriculture and Markets, Department of.....	-	-	-	-	-	-	-	-	-	-	2,502	2,387	1,139	6,028	5,846
Alcoholic Beverage Control, Division of.....	-	-	-	-	-	-	-	-	-	-	18,597	27,250	12,016	57,863	47,514
Arts, Council on the.....	625	-	-	-	-	-	-	-	-	625	-	-	-	625	250
Budget, Division of the.....	-	-	-	-	-	-	-	-	-	-	988	810	650	2,448	3,012
Children and Family Services, Office of.....	-	-	-	-	-	-	760	-	-	760	2,939	16,136	1,909	21,744	16,791
Civil Service, Department of.....	-	-	-	-	-	-	-	-	-	-	-	-	-	-	-
Corrections and Community Supervision, Department of.....	-	-	-	-	-	-	-	-	-	-	256	227	164	647	359
Criminal Justice Services, Division of.....	-	-	-	-	-	33,403	-	-	-	33,403	333	5,464	1,244	40,444	32,781
Economic Development, Department of.....	-	-	-	-	-	-	-	-	-	-	94	1,348	62	1,504	781
Education, State Department of.....	6,519,492	-	-	-	-	-	-	-	-	6,519,492	67,215	27,486	43,430	6,657,623	6,289,846
Elections, Board of.....	-	-	35,185	-	-	-	-	-	-	35,185	-	683	-	35,868	1,039
Employee Relations, Office of.....	-	-	-	-	-	-	-	-	-	-	444	17	291	752	668
Environmental Conservation, Department of.....	-	-	-	-	-	-	-	-	-	-	87,073	28,380	47,742	163,195	159,098
Financial Control Board for New York City.....	-	-	-	-	-	-	-	-	-	-	1,198	776	788	2,762	2,836
Financial Services, Department of.....	-	-	-	-	77,998	-	-	21,726	-	99,724	149,262	47,792	97,308	394,086	379,576
General Services, Office of.....	-	-	-	-	-	-	-	-	-	-	6,215	4,216	3,869	14,300	14,967
Health, Department of.....	-	-	-	6,768,486	1,915,773	-	-	49,453	-	8,733,712	158,802	143,808	46,820	9,083,142	8,750,969
Higher Education Services Corporation.....	-	-	-	-	-	967	-	-	-	967	8,263	6,580	8,442	24,252	20,718
Homeland Security and Emergency Services, Division of.....	-	-	-	-	-	72,138	-	-	-	72,138	46,947	19,758	8,891	147,734	120,168
Housing and Community Renewal, Division of.....	-	-	-	-	-	-	387	-	-	387	42,156	10,765	23,942	77,250	71,447
Indigent Legal Services, Office of.....	-	-	-	-	-	261,729	-	-	-	261,729	5,033	733	3,260	270,755	225,382
Information Technology Services, Office of.....	-	-	-	-	-	-	-	-	-	-	-	-	-	-	-
Inspector General, Office of the State.....	-	-	-	-	-	-	-	-	-	-	-	494	-	494	494
Interest on Lawyer Account (IOLA).....	-	-	-	-	-	41,288	-	-	-	41,288	845	635	539	43,307	32,555
Justice Center for the Protection of People with Special Needs.....	-	-	-	-	-	-	-	-	-	-	-	-	-	-	-
Labor, Department of.....	-	-	-	-	-	-	24	-	-	24	37,600	21,618	24,587	83,829	78,348
Lake George Park Commission.....	-	-	-	-	-	-	-	-	-	-	1,215	522	621	2,358	1,998
Law, Department of.....	-	-	-	-	-	-	20,803	-	-	20,803	44,449	41,131	27,337	133,720	112,614
Legislature.....	-	-	-	-	-	-	-	-	-	-	-	1,539	-	1,539	1,263
Mental Health, Office of.....	-	-	-	-	497	-	-	-	-	497	-	3,171	-	3,668	2,735
Military and Naval Affairs, Division of.....	-	-	-	-	-	-	-	-	-	-	-	2,780	-	2,780	3,232
Motor Vehicles, Department of.....	-	-	-	-	-	-	-	-	-	-	29,511	15,240	19,044	63,795	65,048
New York Waterfront Commission.....	-	-	-	-	-	-	-	-	-	-	-	239	-	239	10
NYS Gaming Commission.....	-	-	99,438	-	-	-	-	-	-	99,438	28,803	12,355	16,112	156,708	176,608
Parks, Recreation and Historic Preservation, Office of.....	-	5,744	-	-	-	-	-	-	-	5,744	41,475	43,700	6,692	97,611	81,107
People With Developmental Disabilities, Office for.....	-	-	-	-	-	-	-	-	-	-	-	348	-	348	295

STATE OF NEW YORK
SPECIAL REVENUE FUNDS - STATE
COMBINING STATEMENT OF SELECTED DEPARTMENTAL DISBURSEMENTS
FISCAL YEAR ENDED MARCH 31, 2025
(amounts in thousands)

SCHEDULE 22
(continued)

Department/Division	LOCAL ASSISTANCE GRANTS											OPERATIONS			TOTAL	
	Environment and Recreation		General Government	Medicaid	Other Public Health	Public Safety	Public Welfare	Support and Regulate Business	Transportation	Total Grants	Personal Service	Non-Personal Service	General State Charges	2024-25	2023-24	
	Education															
Prevention of Domestic Violence, Office for the.....	\$ -	\$ -	\$ -	\$ -	\$ -	\$ -	\$ -	\$ -	\$ -	\$ -	\$ -	\$ -	\$ -	\$ -	\$ 14	
Public Benefit Corporations:																
Dormitory Authority.....	-	-	-	-	-	-	-	-	-	-	-	-	-	-	10,000	
Energy Research and Development Authority.....	-	-	-	-	-	-	-	-	-	-	-	126	-	126	161	
Urban Development Corporation (Empire State Dev Corp).....	-	-	-	-	-	-	-	-	-	-	-	195	-	195	26	
Public Employment Relations Board.....	-	-	-	-	-	-	-	-	-	-	-	48	-	48	33	
Public Service, Department of.....	-	-	-	-	-	-	-	380	-	380	55,450	8,550	36,887	101,267	88,959	
State, Department of.....	-	-	-	-	-	-	-	-	-	-	36,810	16,214	17,813	70,837	77,872	
State Comptroller, Office of the.....	-	-	-	-	-	-	-	-	-	-	14,597	9,736	1,873	26,206	23,244	
State Police, Division of.....	-	-	2	-	-	-	-	-	-	2	43,050	31,935	23,850	98,837	101,110	
State University of New York.....	1,310	-	-	-	-	-	-	-	-	1,310	4,988,570	2,953,957	543,858	8,487,695	7,843,539	
Taxation and Finance, Department of.....	-	-	3,222	-	-	-	-	-	-	3,222	15,108	46,868	9,941	75,139	85,496	
Temporary and Disability Assistance, Office of.....	-	-	-	-	3,421	-	1,806	-	-	5,227	-	398	6	5,631	2,812	
Transportation, Department of.....	-	-	-	-	-	-	-	-	4,872,187	4,872,187	3,584	4,766	2,412	4,882,949	4,724,489	
Unified Court System.....	-	-	124,342	-	-	-	-	-	-	124,342	91,422	64,785	47,126	327,675	359,581	
Veterans' Services, Department of.....	-	-	-	-	-	-	454	-	-	454	-	277	-	731	242	
Victim Services, Office of.....	-	-	-	-	-	25,657	-	-	-	25,657	4,016	660	2,421	32,754	26,922	
Welfare Inspector General, Office of.....	-	-	-	-	-	-	-	-	-	-	-	-	-	-	-	
Workers' Compensation Board.....	-	-	-	-	-	-	-	-	-	-	96,093	54,280	62,810	213,183	210,543	
Total.....	\$ 6,521,427	\$ 5,744	\$ 262,189	\$ 6,768,486	\$ 2,064,580	\$ 435,182	\$ 24,234	\$ 71,559	\$ 4,872,187	\$ 21,025,588	\$ 6,131,049	\$ 3,689,161	\$ 1,145,984	\$ 31,991,782	\$ 30,356,688	

STATE OF NEW YORK
SPECIAL REVENUE FUNDS - FEDERAL
COMBINING STATEMENT OF SELECTED DEPARTMENTAL DISBURSEMENTS
FISCAL YEAR ENDED MARCH 31, 2025
(amounts in thousands)

SCHEDULE 23

Department/Division	LOCAL ASSISTANCE GRANTS										OPERATIONS			TOTAL	
	Education	Environment and Recreation	General Government	Medicaid	Other Public Health	Public Safety	Public Welfare	Support and Regulate Business	Transportation	Total Grants	Personal Service	Non-Personal Service	General State Charges	2024-25	2023-24
Addiction Services and Supports, Office of.....	\$ -	\$ -	\$ -	\$ -	\$ 142,909	\$ -	\$ -	\$ -	\$ -	\$ 142,909	\$ 5,191	\$ 19,607	\$ -	\$ 167,707	\$ 172,462
Aging, State Office for the.....	-	-	-	3,556	130,693	1,828	1,390	-	-	137,467	5,358	1,427	160	144,412	98,694
Agriculture and Markets, Department of.....	-	-	-	-	-	-	2,337	-	-	2,337	4,766	24,718	2,818	34,639	26,229
Alcoholic Beverage Control, Division of.....	-	-	-	-	-	-	-	-	-	-	11	5	6	22	-
Arts, Council on the.....	1,041	-	-	-	-	-	-	-	-	1,041	-	-	-	1,041	121
Budget, Division of the.....	-	-	-	-	-	-	-	-	-	-	118	17,303	75	17,496	-
Children and Family Services, Office of.....	-	-	-	-	4,341	642	1,604,954	-	-	1,609,937	40,296	66,717	19,368	1,736,318	2,426,766
City University of New York.....	-	-	-	-	-	-	3,079	-	-	3,079	-	697	-	3,776	596
Correction, State Commission of.....	-	-	-	-	-	-	-	-	-	-	-	-	-	-	-
Corrections and Community Supervision, Department of.....	-	-	-	-	-	-	-	-	-	-	1,322	5,625	598	7,545	13,219
Criminal Justice Services, Division of.....	-	-	-	-	-	20,021	-	-	1,323	21,344	3,128	3,877	679	29,028	23,351
Developmental Disabilities, State Council on.....	-	-	-	-	-	-	-	-	-	-	1,114	3,500	461	5,075	5,726
Economic Development, Department of.....	-	-	-	-	-	-	-	8,519	-	8,519	-	917	-	9,436	8,351
Education, State Department of.....	8,685,339	-	-	-	-	-	-	-	-	8,685,339	100,512	91,142	63,966	8,940,959	8,722,113
Elections, Board of.....	-	-	755	-	-	-	-	-	-	755	978	3,147	619	5,499	8,243
Environmental Conservation, Department of.....	-	-	-	-	-	-	-	-	-	-	23,370	26,039	15,052	64,461	61,699
General Services, Office of.....	-	-	-	-	-	-	-	-	-	-	-	20,580	-	20,580	27,254
Health, Department of.....	-	-	-	51,699,575	15,515,876	-	8,540	-	-	67,223,991	123,129	1,691,925	49,099	69,088,144	69,348,571
Higher Education Services Corporation.....	-	-	-	-	-	-	-	-	-	-	284	3,445	147	3,876	2,796
Homeland Security and Emergency Services, Division of.....	-	-	-	-	-	4,065,145	-	-	-	4,065,145	15,810	32,958	8,624	4,122,537	4,311,631
Housing and Community Renewal, Division of.....	-	-	-	-	-	-	88,641	-	-	88,641	6,435	3,052	4,019	102,147	150,283
Human Rights, Division of.....	-	-	-	-	-	-	-	-	-	-	-	2,208	-	2,208	2,333
Information Technology Services, Office of.....	-	-	-	-	-	-	-	-	-	-	553	3,373	337	4,263	7,440
Justice Center for the Protection of People with Special Needs.....	-	-	-	-	-	-	-	-	-	-	15,525	3,667	-	19,192	17,504
Labor, Department of.....	-	-	-	-	-	-	172,223	-	-	172,223	205,633	151,469	129,377	658,702	595,973
Law, Department of.....	-	-	-	-	-	-	-	-	-	-	21,082	6,277	12,852	40,211	40,979
Medicaid Inspector General, Office of.....	-	-	-	-	-	-	-	-	-	-	16,589	3,407	10,803	30,799	30,880
Mental Health, Office of.....	-	-	-	28,606	79,385	-	-	-	-	107,991	1,353	15,093	871	125,308	96,848
Military and Naval Affairs, Division of.....	-	-	-	-	-	-	-	-	-	-	26,156	20,772	10,594	57,522	60,334
Miscellaneous Agencies.....	-	-	-	-	-	-	-	-	-	-	-	-	-	-	-
Motor Vehicles, Department of.....	-	-	-	-	-	-	-	-	23,843	23,843	4,350	1,853	2,737	32,783	26,952
National and Community Service.....	-	-	-	-	-	-	-	-	-	-	683	20,700	-	21,383	13,929
Parks, Recreation and Historic Preservation, Office of.....	-	3,334	-	-	-	-	-	9	-	3,343	3,093	2,142	19	8,597	6,207
People With Developmental Disabilities, Office for.....	-	-	-	-	-	-	-	-	-	-	124	2	78	204	236,591
Prevention of Domestic Violence, Office for the.....	-	-	-	-	116	220	-	-	-	336	74	2	-	412	605
Public Benefit Corporations:															
Energy Research and Development Authority.....	-	-	-	-	-	-	12,348	-	-	12,348	-	-	-	12,348	38,781
Urban Development Corporation (Empire State Dev Corp).....	-	-	-	-	-	-	293	-	-	293	-	-	-	293	156,078
Public Service, Department of.....	-	-	-	-	-	-	-	-	-	-	2,424	961	697	4,082	6,596
State, Department of.....	-	-	64,405	-	-	-	966	-	-	65,371	3,911	1,183	1,929	72,394	72,028
State Police, Division of.....	-	-	-	-	-	-	-	-	-	-	21,641	17,379	3,250	42,270	36,758
State University of New York.....	-	-	-	-	-	-	2,188	-	-	2,188	9,233	428,478	124	440,023	369,516
Taxation and Finance, Department of.....	-	-	-	-	-	-	-	-	-	-	-	430	-	430	118
Temporary and Disability Assistance, Office of.....	-	-	-	416,749	6,768	-	3,841,253	-	-	4,264,770	113,177	89,147	71,339	4,538,433	4,274,531
Transportation, Department of.....	-	-	-	-	-	-	-	-	71,423	71,423	11,858	15,268	6,870	105,419	64,880
Unified Court System.....	-	-	-	-	-	-	-	-	-	-	1,307	10,253	355	11,915	11,936
Veterans' Services, Department of.....	-	-	-	-	-	-	-	-	-	-	723	310	457	1,490	1,530
Victim Services, Office of.....	-	-	-	-	-	103,664	-	-	-	103,664	2,787	1,084	-	107,535	108,491
Workers' Compensation Board.....	-	-	-	-	-	-	-	-	-	-	-	-	-	-	-
Total.....	\$ 8,686,380	\$ 3,334	\$ 65,160	\$ 52,148,486	\$ 15,880,088	\$ 4,191,520	\$ 5,738,212	\$ 8,528	\$ 96,589	\$ 86,818,297	\$ 794,098	\$ 2,812,139	\$ 418,380	\$ 90,842,914	\$ 91,685,923

STATE OF NEW YORK
DEBT SERVICE FUNDS
COMBINING STATEMENT OF SELECTED DEPARTMENTAL DISBURSEMENTS
FISCAL YEAR ENDED MARCH 31, 2025
(amounts in thousands)

SCHEDULE 24

Description	Related Expenses (*)	Debt Service	Total	
			2024-25	2023-24
<u>Other Financing Arrangements:</u>				
To Public Benefit Corporations:				
City University of New York.....	\$ 23,793	\$ 9,788	\$ 33,581	\$ 42,070
Dormitory Authority.....	9,912	2,170,509	2,180,421	4,207,246
New York State Thruway Authority.....	367	185,316	185,683	187,127
Urban Development Corporation (Empire State Dev Corp).....	5,674	1,146,991	1,152,665	2,397,196
Subtotal.....	39,746	3,512,604	3,552,350	6,833,639
Interest on General Obligation Bonds	-	76,572	76,572	65,962
Principal on General Obligation Bonds	-	186,520	186,520	144,865
Administrative Expenses for Variable Rate General Obligation Bonds	108	-	108	887
Total Debt Service Funds Disbursements.....	\$ 39,854	\$ 3,775,696	\$ 3,815,550	\$ 7,045,353

(*) Related expenses include remarketing fees, cost of issuance expenses, administrative fees, capital expenses and other expenses paid to the bank and/or the public benefit corporations issuing the bonds.

STATE OF NEW YORK
CAPITAL PROJECTS FUNDS - STATE
COMBINING STATEMENT OF SELECTED DEPARTMENTAL DISBURSEMENTS
FISCAL YEAR ENDED MARCH 31, 2025
(amounts in thousands)

SCHEDULE 25

Department/Division	LOCAL ASSISTANCE GRANTS										TOTAL		
	Education	Environment and Recreation	General Government	Medicaid	Other Public Health	Public Safety	Public Welfare	Support and Regulate Business	Transportation	Total Grants	Capital Construction	2024-25	2023-24
Addiction Services and Supports, Office of.....	\$ -	\$ -	\$ 1,942	\$ -	\$ 44,855	\$ -	\$ -	\$ -	\$ -	\$ 46,797	\$ 14,410	\$ 61,207	\$ 54,913
Adirondack Park Agency.....	-	-	-	-	-	-	-	-	-	-	32	32	-
Agriculture and Markets, Department of.....	-	-	-	-	-	-	-	160	-	160	106,796	106,956	86,316
Arts, Council on the.....	311	-	9,782	-	-	-	-	11,990	-	22,083	383	22,466	14,876
Budget, Division of the.....	-	-	-	-	-	-	-	-	-	-	-	-	1
Children and Family Services, Office of.....	-	-	-	-	-	-	-	-	-	-	26,177	26,177	20,213
City University of New York.....	-	-	-	-	-	-	-	-	-	-	345,210	345,210	322,844
Corrections and Community Supervision, Department of.....	-	-	-	-	-	-	-	-	-	-	424,318	424,318	405,656
Criminal Justice Services, Division of.....	140,319	-	-	-	-	2,098	-	-	-	142,417	-	142,417	3,389
Education, State Department of.....	182,822	24	84	-	-	-	-	-	-	182,930	15,727	198,657	385,132
Environmental Conservation, Department of.....	-	251,331	572	-	-	740	-	-	-	252,643	536,031	788,674	718,733
General Services, Office of.....	-	-	-	-	-	-	-	-	-	-	246,976	246,976	214,660
Health, Department of.....	-	82,622	3,202	-	316,397	-	-	-	-	402,221	83,125	485,346	536,965
Homeland Security and Emergency Services, Division of.....	14,638	-	-	-	-	13,713	-	-	-	28,351	12,497	40,848	45,980
Housing and Community Renewal, Division of.....	-	-	12,350	-	-	-	1,339,909	-	-	1,352,259	-	1,352,259	932,768
Information Technology Services, Office of.....	-	-	-	-	-	-	-	-	-	-	89,250	89,250	82,033
Inspector General, Office of the State.....	-	-	-	-	-	-	-	-	-	-	400	400	575
Labor, Department of.....	-	-	-	-	-	-	-	2,211	-	2,211	-	2,211	1,171
Law, Department of.....	-	-	-	-	-	-	-	-	-	-	1,504	1,504	2,266
Mental Health, Office of.....	-	-	-	-	58,854	-	(1,516)	-	-	57,338	357,780	415,118	454,123
Military and Naval Affairs, Division of.....	-	-	-	-	-	-	-	-	-	-	51,601	51,601	61,461
Motor Vehicles, Department of.....	-	-	-	-	-	-	-	-	-	-	364,230	364,230	361,650
Parks, Recreation and Historic Preservation, Office of.....	-	41,352	-	-	-	-	-	-	-	41,352	280,940	322,292	309,774
People With Developmental Disabilities, Office for.....	-	-	-	-	832	-	-	-	-	832	127,448	128,280	142,270
Public Benefits Corporations:													
Dormitory Authority.....	-	-	238,341	-	-	-	211,980	56,005	-	506,326	-	506,326	275,232
Energy Research and Development Authority.....	-	-	-	-	-	-	-	127,955	-	127,955	16,316	144,271	84,349
Environmental Facilities Corporation.....	-	658	-	-	-	-	-	-	-	658	-	658	-
Higher Education Capital Matching Grant Board.....	14,829	-	-	-	-	-	-	-	-	14,829	-	14,829	18,745
Hudson River Park Trust.....	-	-	-	-	-	-	-	-	-	-	7,080	7,080	19,531
Metropolitan Transportation Authority.....	-	-	54,000	-	-	-	-	-	700,000	754,000	-	754,000	391,421
Olympic Regional Development Authority.....	-	-	-	-	-	-	-	-	-	-	73,270	73,270	67,756
Power Authority.....	-	-	-	-	-	-	-	-	2,396	2,396	10,000	12,396	7,132
Urban Development Corporation (Empire State Dev Corp).....	-	34	36,987	-	-	-	-	1,304,680	-	1,341,701	-	1,341,701	827,777
Public Employment Relations Board.....	-	-	-	-	-	-	-	-	-	-	11	11	22
State, Department of.....	-	17,990	51,088	-	-	-	-	4,395	-	73,473	3,248	76,721	44,957
State Police, Division of.....	-	-	-	-	-	-	-	-	-	-	136,753	136,753	115,464
State University of New York Construction Fund.....	-	-	-	-	-	-	-	-	-	-	869,219	869,219	805,982
State University of New York.....	-	-	-	-	-	-	-	-	-	-	387,519	387,519	357,975
Statewide Financial System.....	-	-	-	-	-	-	-	-	-	-	285	285	2,668
Temporary and Disability Assistance, Office of.....	-	-	-	-	-	-	113,557	629	-	114,186	1,766	115,952	105,363
Transportation, Department of.....	-	-	273,683	-	-	-	-	1,118	830,036	1,104,837	3,108,547	4,213,384	3,526,103
Unified Court System.....	-	-	-	-	-	-	-	-	-	-	39,501	39,501	26,239
Veterans' Services, Department of.....	-	-	-	-	-	-	-	-	-	-	2,047	2,047	255
Workers' Compensation Board.....	-	-	-	-	-	-	-	-	-	-	256	256	1,396
All Other.....	-	240	1,170	-	-	12	-	-	-	1,422	48,472	49,894	41,190
Total.....	\$ 352,919	\$ 394,251	\$ 683,201	\$ -	\$ 420,938	\$ 16,563	\$ 1,663,930	\$ 1,509,143	\$ 1,532,432	\$ 6,573,377	\$ 7,789,125	\$ 14,362,502	\$ 11,877,326

STATE OF NEW YORK
CAPITAL PROJECTS FUNDS - FEDERAL
COMBINING STATEMENT OF SELECTED DEPARTMENTAL DISBURSEMENTS
FISCAL YEAR ENDED MARCH 31, 2025
(amounts in thousands)

SCHEDULE 26

Department/Division	LOCAL ASSISTANCE GRANTS											TOTAL	
	Education	Environment and Recreation	General Government	Medicaid	Other Public Health	Public Safety	Public Welfare	Support and Regulate Business	Transportation	Total Grants	Capital Construction	2024-25	2023-24
Agriculture and Markets, Department of.....	\$ -	\$ -	\$ -	\$ -	\$ -	\$ -	\$ -	\$ -	\$ -	\$ -	\$ 785	\$ 785	\$ -
Environmental Conservation, Department of.....	-	459,188	-	-	-	-	-	-	-	459,188	22,973	482,161	521,613
Health, Department of.....	-	-	-	-	21,572	-	-	-	-	21,572	10,982	32,554	177,689
Information Technology Services, Office of.....	-	-	-	-	-	-	-	-	-	-	12,255	12,255	23,988
Military and Naval Affairs, Division of.....	-	-	-	-	-	-	-	-	-	-	50,164	50,164	79,111
Parks, Recreation and Historic Preservation, Office of.....	-	-	-	-	-	-	-	-	-	-	9,552	9,552	13,864
Public Benefit Corporations:													
Energy Research and Development Authority.....	-	395	-	-	-	-	-	-	-	395	-	395	-
Power Authority.....	-	-	-	-	-	-	-	-	-	-	22	22	-
Urban Development Corporation (Empire State Dev Corp)...	-	-	-	-	-	-	-	5,726	-	5,726	-	5,726	7,788
State University of New York.....	-	-	-	-	-	-	-	-	-	-	-	-	1,219
Transportation, Department of.....	-	-	-	-	-	-	-	-	356,489	356,489	1,663,093	2,019,582	2,006,096
Total.....	\$ -	\$ 459,583	\$ -	\$ -	\$ 21,572	\$ -	\$ -	\$ 5,726	\$ 356,489	\$ 843,370	\$ 1,769,826	\$ 2,613,196	\$ 2,831,368

STATE OF NEW YORK
TAX STABILIZATION RESERVE FUND (*)
STATEMENT OF NET CASH TRANSACTIONS
FISCAL YEARS 1945-46 THROUGH 2024-25

SCHEDULE 27

Fund Balance

Cumulative Transfers of General Fund Cash Basis Surplus (**)	\$ 1,607,617,300
Interest Earned on Temporary Investment of Surpluses (1947 - 1963)	10,148,700
Total Fund (Cash) Balance	\$ 1,617,766,000

Account Activity Life-to-Date

Accounts Receivable

First Instance Advances (***)	\$ 152,294,394
Repayment of First Instance Advances (****)	(152,294,394)
Total Accounts Receivable	\$ -

Loans Receivable

Loans to General Fund to Cover Cash Deficits (*****)	\$ 473,298,928
Repayments of Loans to Date (*****)	(473,298,928)
Total Loans Receivable	\$ -

Footnotes:

(*) Pursuant to Article VII of the State Constitution and Section 92 of the State Finance Law, receipts in excess of General Fund requirements not otherwise appropriated are required to be transferred to the Tax Stabilization Reserve Fund at the end of each fiscal year. Loans to finance cash deficits must be repaid within six years in at least three equal annual installments. As of March 31, 2025, there are no loans outstanding.

(**) Transfers of Surplus from the General Fund to the Reserve Fund:
March 31:

1946	\$ 50,000,000
1947	58,712,842
1948	3,917,297
1949	5,425,258
1950	1,698,783
1951	3,381,320
1952	642,650
1953	6,992,071
1954	7,722,315
1955	1,027,379
1956	375,882
1957	269,700
1958	169,329
1959	124,878
1960	615,641
1979	49,676,865
1985	234,777
1986	97,732
1987	139,179
Subtotal (carry forward)	191,223,898

Subtotal (carry forward)	191,223,898
1996	65,000,000
1997	65,000,000
1998	68,600,000
1999	72,962,000
2000	74,300,000
2001	79,790,000
2002	82,910,000
2004	84,000,000
2005	78,000,000
2006	72,514,000
2007	86,951,000
2012	100,000,000
2015	126,363,000
2022	177,000,000
2023	183,000,000
2024	3,402
Total Transfers from the General Fund	\$ 1,607,617,300

STATE OF NEW YORK
TAX STABILIZATION RESERVE FUND
STATEMENT OF NET CASH TRANSACTIONS
FISCAL YEARS 1945-46 THROUGH 2024-25

SCHEDULE 27
(continued)

Footnotes (continued):

(***) First Instance Advances to:

Local Governments.....	\$ 6,932,932
Metropolitan Transportation Authority.....	62,238,750
Other Public Authorities.....	6,799,862
State Agencies.....	47,353,816
Miscellaneous Commissions and Funds.....	28,969,034
Total First Instance Advances.....	<u>\$ 152,294,394</u>

(****) Repayment of First Instance Advances:

1984.....	\$ 50,764,798
1985.....	50,764,798
1986.....	50,764,798
Total Repayment of First Instance Advances.....	<u>\$ 152,294,394</u>

(****) Loans to General Fund to Cover Operating
Deficit for Fiscal Year Ended March 31:

1949.....	\$ 3,146,805
1950.....	13,929,926
1951.....	12,917,100
1971.....	23,172,661
1972.....	42,700,850
1975.....	18,482,584
1976.....	64,808,688
1983.....	48,606,516
1988.....	132,483,599
1989.....	68,888,999
1992.....	44,161,200
Total Transfers to Cover Operating Deficits.....	<u>\$ 473,298,928</u>

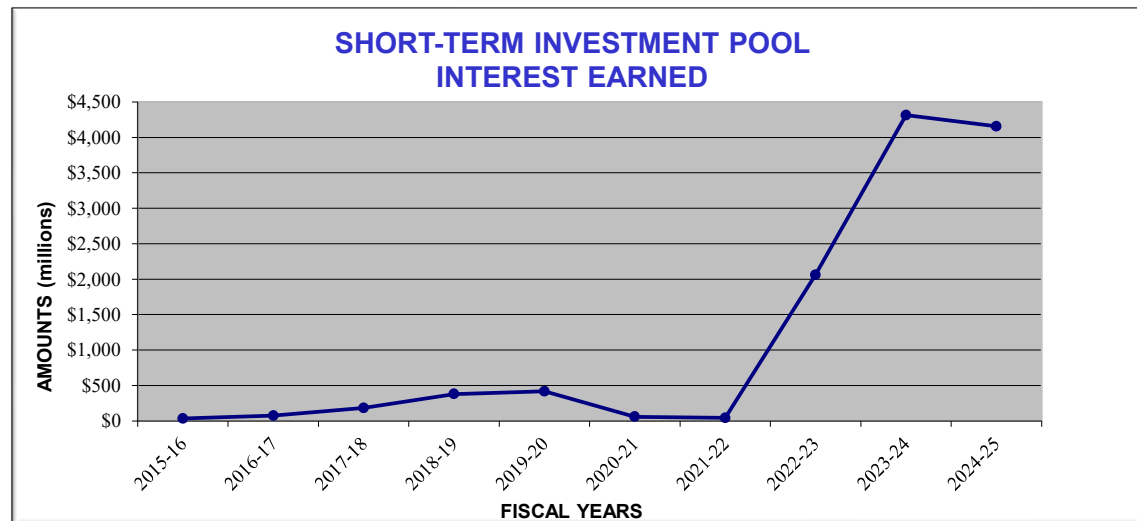
(***** Repayments from General Fund of Prior
Years Withdrawals:

1950.....	\$ 3,146,805
1952.....	4,729,660
1953.....	14,253,064
1954.....	7,864,302
1973.....	65,873,511
1978.....	18,482,584
1979.....	16,202,172
1980.....	16,202,172
1981.....	16,202,172
1982.....	16,202,172
1987.....	16,202,172
1988.....	16,202,172
1989.....	16,202,172
1992.....	44,161,200
1993.....	67,124,200
1994.....	67,124,199
1995.....	22,962,999
1996.....	14,720,400
1997.....	14,720,400
1998.....	14,720,400
Total Repayments from General Fund.....	<u>\$ 473,298,928</u>

STATE OF NEW YORK
SHORT-TERM INVESTMENT POOL
FISCAL YEARS 2015-16 THROUGH 2024-25
(amounts in millions)

SCHEDULE 28

	<u>2015-16</u>	<u>2016-17</u>	<u>2017-18</u>	<u>2018-19</u>	<u>2019-20</u>	<u>2020-21</u>	<u>2021-22</u>	<u>2022-23</u>	<u>2023-24</u>	<u>2024-25</u>
Average Yields	0.231%	0.635%	1.341%	2.221%	2.028%	0.181%	0.089%	2.723%	5.296%	4.979%
Average Portfolio Balance	\$ 15,000.434	\$ 12,514.837	\$ 13,877.525	\$ 17,647.625	\$ 20,308.120	\$ 30,526.466	\$ 51,162.706	\$ 78,226.539	\$ 81,521.445	\$ 81,674.305
Total Interest Income Earned ^(*)	\$ 34.283	\$ 75.093	\$ 182.250	\$ 379.425	\$ 417.550	\$ 58.280	\$ 44.389	\$ 2,060.399	\$ 4,314.376	\$ 4,154.866



(*) The Excelsior Linked Deposit Program authorizes the Comptroller to deposit State funds with participating lenders at a reduced rate of return when such lenders make lower cost loans, on the basis of such linked deposits, to qualifying businesses to improve productivity, competitiveness, access to new markets and exporting capabilities. The Banking Development District Program authorizes the Comptroller to deposit State funds at a reduced rate of return to encourage the establishment of commercial bank branches in areas where there is a demonstrated need for banking services. Actual earnings in STIP are lower by \$13,891,782.46 due to the effect of the Linked Deposit and Banking Development District programs.

STATE OF NEW YORK
INVESTMENT YIELDS, PORTFOLIO BALANCES AND INTEREST EARNINGS
FISCAL YEAR ENDED MARCH 31, 2025
(amounts in millions)

SCHEDULE 29

	AVERAGE YIELDS	AVERAGE-PORTFOLIO BALANCE	TOTAL INTEREST INCOME EARNED
Short-Term Investment Pool (STIP)	4.979%	\$ 81,674.305	\$ 4,154.866 (*)
NYC General Debt Service Funds	5.013%	583.439	29.247
Other Funds:			
Fish and Game	4.876%	67.730	3.303
Roswell Park - Cancer Institute	4.913%	10.960	0.538
GO Bond Proceeds/SLGS	3.378%	24.876	0.840

2024-2025 MONTHLY RESULTS

	April	May	June	July	August	September	October	November	December	January	February	March
Short-Term Investment Pool												
Yield	5.371%	5.366%	5.376%	5.411%	5.317%	5.184%	4.956%	4.852%	4.753%	4.493%	4.377%	4.378%
Average Portfolio	\$ 79,880.3	\$ 81,115.1	\$ 80,719.0	\$ 83,057.4	\$ 81,620.5	\$ 84,571.5	\$ 80,189.1	\$ 76,314.7	\$ 78,455.9	\$ 84,147.1	\$ 87,344.4	\$ 89,023.0
NYC General Debt Service Funds												
Yield	5.363%	5.362%	5.292%	5.314%	5.358%	5.361%	4.751%	4.738%	4.584%	4.298%	4.297%	4.282%
Average Portfolio	\$ 243.6	\$ 171.8	\$ 565.8	\$ 2,710.3	\$ 564.8	\$ 329.0	\$ 311.4	\$ 234.1	\$ 24.4	\$ 945.3	\$ 603.1	\$ 268.5
Other Funds												
Yield	4.829%	4.811%	4.817%	4.838%	4.762%	4.580%	4.491%	4.442%	4.423%	4.093%	4.080%	4.079%
Average Portfolio	\$ 103.1	\$ 100.3	\$ 101.5	\$ 103.2	\$ 104.3	\$ 106.4	\$ 107.0	\$ 100.6	\$ 101.8	\$ 103.7	\$ 104.9	\$ 106.0

(*) The Excelsior Linked Deposit Program authorizes the Comptroller to deposit State funds with participating lenders at a reduced rate of return when such lenders make lower cost loans, on the basis of such linked deposits, to qualifying businesses to improve productivity, competitiveness, access to new markets and exporting capabilities. The Banking Development District Program authorizes the Comptroller to deposit State funds at a reduced rate of return to encourage the establishment of commercial bank branches in areas where there is a demonstrated need for banking services. Actual earnings in STIP are lower by \$13,891,782.46 due to the effect of the Linked Deposit and Banking Development District programs.

STATE OF NEW YORK
INVESTMENT PORTFOLIO BALANCES
AS OF MARCH 31, 2025

SCHEDULE 30

	Treasury Bills	State and Local Government Series	Government Sponsored Agencies	Repurchase Agreements ^(*)	Commercial Paper	Savings Account	Certificates of Deposit	Totals	
								2024-25	2023-24
Short-Term Investment Pool (STIP).....	\$ 58,036,717,000	\$ -	\$ 750,000,000	\$ 685,753,863	\$ 23,983,204,000	\$ 2,400,000,000	\$ 819,756,214	\$ 86,675,431,077	\$ 77,941,633,317
NYC General Debt Service Funds.....	-	-	-	-	-	-	-	-	-
Other Funds:									
Fish and Game.....	71,006,000	-	-	-	-	-	-	71,006,000	67,872,000
GO Bond Proceeds/SLGS.....	-	24,609,191	-	-	-	-	-	24,609,191	25,160,466
Roswell Park Cancer Institute.....	13,529,000	-	-	-	-	-	-	13,529,000	14,868,000
TOTAL INVESTMENT PORTFOLIO.....	\$ 58,121,252,000	\$ 24,609,191	\$ 750,000,000	\$ 685,753,863	\$ 23,983,204,000	\$ 2,400,000,000	\$ 819,756,214	\$ 86,784,575,268	\$ 78,049,533,783

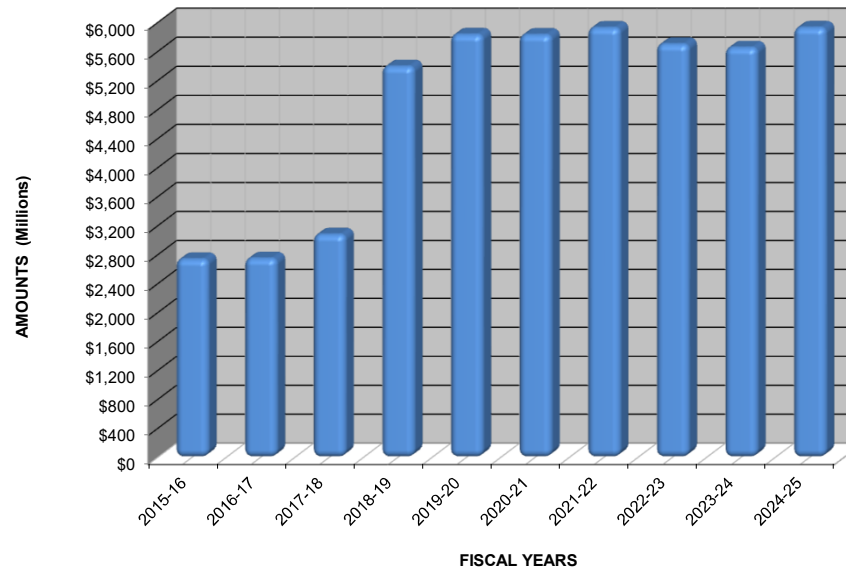
(*) Par value of collateral held

**STATE OF NEW YORK
TEMPORARY LOANS OUTSTANDING (*)
FISCAL YEARS 2015-16 THROUGH 2024-2025**

SCHEDULE 31

DESCRIPTION	2015-16	2016-17	2017-18	2018-19	2019-20	2020-21	2021-22	2022-23	2023-24	2024-25
STATE SPECIAL REVENUE FUNDS.....	\$ 345,240,384.02	\$ 298,260,936.34	\$ 312,983,433.23	\$ 349,741,388.88	\$ 378,683,666.13	\$ 431,205,924.88	\$ 407,439,429.09	\$ 463,580,891.90	\$ 502,698,907.63	\$ 529,053,437.74
FEDERAL FUNDS.....	1,258,139,231.72	979,612,229.30	1,189,756,139.24	3,416,782,834.39	3,898,120,941.68	3,695,734,808.95	3,911,295,300.60	3,172,799,969.50	3,279,946,906.89	2,716,548,013.06
CAPITAL AND BOND REIMBURSABLE FUNDS....	966,447,979.04	1,246,132,185.60	1,285,872,692.13	1,300,440,314.22	1,225,847,992.33	1,279,340,982.52	1,395,888,217.81	1,936,126,257.24	1,743,172,808.69	2,394,541,897.21
ENTERPRISE FUNDS.....	-	72,549.27	88,944.37	335,202.11	415,477.58	1,272,762.65	991,578.67	859,313.86	1,110,789.64	1,005,790.49
INTERNAL SERVICE FUNDS.....	179,316,239.49	234,500,082.36	301,717,618.43	337,584,993.15	339,943,521.52	432,497,992.24	220,818,993.54	138,116,516.89	136,610,507.42	82,754,562.12
AGENCY FUNDS.....	-	-	-	-	-	-	-	-	-	215,139,554.96
	\$ 2,749,143,834.27	\$ 2,758,577,982.87	\$ 3,090,418,827.40	\$ 5,404,884,732.75	\$ 5,843,011,599.24	\$ 5,840,052,471.24	\$ 5,936,433,519.71	\$ 5,711,482,949.39	\$ 5,663,539,920.27	\$ 5,939,043,255.58
CHANGE FROM PRIOR YEAR	19.28%	0.34%	12.03%	74.89%	8.11%	-0.05%	1.65%	-3.79%	-0.84%	4.86%
CHANGE FROM 2015-16 TO 2024-25										116.03%

TEMPORARY LOANS OUTSTANDING



(*) Temporary Loans are authorized pursuant to Subdivision 5 of Section 4 of the State Finance Law and Chapter 56, Part XX, Section 1, of the Laws of 2024-25. These loans represent authorizations made by the Legislature to allow certain funds/accounts to make appropriated payments regardless of the fund (cash) balance. Such loans are made from the State's Short-Term Investment Pool (STIP) and are intended to satisfy temporary cash shortfalls whenever scheduled disbursements exceed available revenues during the fiscal year. Generally, temporary loans are repaid from the first cash receipts of the fund or account. In some cases, actual revenues are not sufficient to repay all loans made to the fund or account and a transfer from the General Fund "Repayment of Receivables" appropriation is approved by the Budget Director.

STATE OF NEW YORK
TEMPORARY LOANS OUTSTANDING (*)
AS OF MARCH 31, 2025

SCHEDULE 32

FUND	FUND DESCRIPTION	AMOUNT OF LOAN	FUND	FUND DESCRIPTION	AMOUNT OF LOAN
STATE SPECIAL REVENUE FUNDS			STATE SPECIAL REVENUE FUNDS (continued)		
20401	DOL- CHILD PERFORMER PROTECTION ACCOUNT.....	\$ -	22054	SEIZED ASSETS ACCOUNT.....	-
20501	LOCAL GOVERNMENT RECORDS MANAGEMENT.....	-	22055	ADMINISTRATIVE ADJUDICATION ACCOUNT.....	69,368,840.83
20810	CHILD HEALTH INSURANCE.....	-	22062	NYC ASSESSMENT ACCOUNT.....	-
20818	EPIC PREMIUM ACCOUNT.....	-	22063	CULTURAL EDUCATION ACCOUNT.....	6,169,105.57
20901	LOTTERY-EDUCATION.....	-	22078	LOCAL SERVICES ACCOUNT.....	-
20904	VLT EDUCATION.....	-	22085	HCR - MORTGAGE SERVICING.....	-
21001	ENVIR FACILITIES CORPORATE ADMINISTRATION ACCOUNT.....	-	22090	HOUSING INDIRECT COST RECOVERY.....	-
21002	ENCON ADMINISTRATION ACCOUNT.....	137,242.94	22099	VOTING MACHINE EXAMINATIONS ACCOUNT.....	-
21061	HAZARDOUS BULK STORAGE ACCOUNT.....	-	22100	HCR - HOUSING CREDIT AGENCY APPLY FEE.....	16,600,838.91
21064	UTILITY ENVIRONMENTAL REGULATORY ACCOUNT.....	618.66	22130	LOW INCOME HOUSING CREDIT MONITORING.....	-
21065	FEDERAL GRANTS INDIRECT COST RECOVERY ACCOUNT.....	-	22134	RESTITUTION ACCOUNT.....	-
21066	ENCON - LOW LEVEL RADIOACTIVE WASTE SITING.....	450,987.63	22135	EFC - CORPORATION ADMINISTRATION ACCOUNT.....	-
21067	ENCON - RECREATION ACCOUNT.....	-	22144	MONTROSE VETERAN'S HOME.....	-
21077	PUBLIC SAFETY RECOVERY ACCOUNT.....	-	22151	DEFERRED COMPENSATION BOARD ADMIN ACCOUNT.....	132,202.07
21081	ENVIRONMENTAL REGULATORY ACCOUNT.....	98,488,901.99	22156	RENT REVENUE OTHER - NYC.....	-
21082	NATURAL RESOURCES ACCOUNT.....	3,968,084.01	22158	RENT REVENUE ACCOUNT.....	-
21084	MINED LAND RECLAMATION ACCOUNT.....	-	22165	TRANSPORTATION AVIATION ACCOUNT.....	97,854.99
21087	GREAT LAKES RESTORATION INITIATIVE.....	-	22168	TAX REVENUE ARREARAGE ACCOUNT.....	-
21201	AUDIT AND CONTROL OIL SPILL.....	-	22211	NEW YORK STATE CAMPAIGN FINANCE FUND ACCOUNT.....	-
21202	HEALTH DEPARTMENT OIL SPILL.....	-	22240	NYS MEDICAL INDEMNITY FUND ACCOUNT.....	3,945,403.82
21203	DEPT OF ENVIRONMENTAL CONSERVATION OIL SPILL.....	-	22246	BEHAVIORAL HEALTH PARITY COMPLIANCE FUND.....	-
21204	OIL SPILL COMPENSATION.....	-	22255	PHARMACY BENEFIT MANAGER REGULATORY FUND.....	-
21205	LICENSE FEE SURCHARGES.....	-	22262	VIRTUAL CURRENCY FUND.....	2,207,446.28
21206	DEPT OF LAW OIL SPILL.....	-	22654	STATE UNIVERSITY INCOME OFFSET.....	23,448,990.93
21401	PUBLIC TRANSPORTATION SYSTEMS.....	-	22751	LAKE GEORGE PARK TRUST FUND.....	-
21402	METROPOLITAN MASS TRANSPORTATION.....	-	23001	DOT - HIGHWAY SAFETY PROGRAM.....	25,934,269.43
21451	OPERATING PERMIT PROGRAM.....	49,003,237.15	23102	DOH DRINKING WATER PROGRAM.....	-
21452	MOBILE SOURCE ACCOUNT.....	294,599.63	23151	NYCCC OPERATING OFFSET.....	30,480,988.30
21902	HEALTH - SPARCS ACCOUNT.....	-	23701	COMMERCIAL GAMING REVENUE ACCOUNT.....	-
21905	THRUWAY AUTHORITY ACCOUNT.....	-	23702	COMMERCIAL GAMING REGULATION.....	29,992,224.27
21911	FINANCIAL CONTROL BOARD ACCOUNT.....	706,824.14	23801	HIGHWAY USE TAX ADMIN.....	-
21912	RACING REGULATION ACCOUNT.....	2,331,969.72	23806	NYS SECURE CHOICE ADMIN.....	1,735,717.57
21937	STATE UNIVERSITY DORMITORY INCOME REIMBURSEMENTS ACCT.....	-	24800	NEW YORK STATE CANNABIS REVENUE FUND.....	-
21945	CRIMINAL JUSTICE IMPROVEMENT.....	-	24951	FANTASY SPORTS ADMINISTRATION.....	136,509.68
21959	ENVIRONMENTAL LABORATORY REFERENCE FEE ACCOUNT.....	-	24955	MOBILE SPORTS WAGERING FUND.....	-
21961	TRAINING, MANAGEMENT AND EVALUATION ACCOUNT.....	-			
21962	CLINICAL LABORATORY FEE REFERENCE ACCOUNT.....	11,146,479.97		TOTAL STATE SPECIAL REVENUE FUNDS.....	\$ 529,053,437.74
21978	INDIRECT COST RECOVERY.....	-			
21989	MULTI - AGENCY TRAINING ACCOUNT.....	663,725.30		FEDERAL FUNDS	
22003	BELL JAR COLLECTION ACCOUNT.....	-	25000-25099	FEDERAL USDA/FOOD AND NUTRITION SERVICES.....	23,189,939.71
22004	INDUSTRY AND UTILITY SERVICE.....	-	25100-25199	FEDERAL HEALTH AND HUMAN SERVICES.....	1,330,942,269.55
22006	REAL PROPERTY DISPOSITION.....	-	25200-25249	FEDERAL EDUCATION GRANTS.....	57,715,502.90
22007	PARKING ACCOUNT.....	2,334,584.40	25300-25899	FEDERAL MISCELLANEOUS OPERATING GRANTS.....	823,820,961.07
22008	COURTS SPECIAL GRANTS.....	459,712.76	25900-25949	UNEMPLOYMENT INSURANCE ADMINISTRATION.....	17,283,488.71
22009	ASBESTOS SAFETY TRAINING.....	-	25950	FEDERAL UNEMPLOYMENT INS OCCUPATIONAL TRAINING.....	420,764.55
22032	BATAVIA SCHOOL FOR THE BLIND.....	11,782,342.55	26001-26049	FEDERAL EMPLOYMENT AND TRAINING GRANTS.....	5,943,826.09
22034	INVESTMENT SERVICES.....	-	31354	DEPARTMENT OF TRANSPORTATION.....	331,549,102.03
22036	SURPLUS PROPERTY ACCOUNT.....	-	31350-31449	FEDERAL CAPITAL PROJECTS FUND (ALL OTHER).....	125,682,158.45
22039	FINANCIAL OVERSIGHT ACCOUNT.....	1,095,492.97			
22046	REGULATION INDIAN GAMING.....	129,601,557.04		TOTAL FEDERAL FUNDS	\$ 2,716,548,013.06
22053	ROME SCHOOL FOR THE DEAF.....	6,336,684.23			

STATE OF NEW YORK
TEMPORARY LOANS OUTSTANDING (*)
AS OF MARCH 31, 2025

SCHEDULE 32
(continued)

<u>FUND</u>	<u>FUND DESCRIPTION</u>	<u>AMOUNT OF LOAN</u>	<u>FUND</u>	<u>FUND DESCRIPTION</u>	<u>AMOUNT OF LOAN</u>
CAPITAL AND BOND REIMBURSABLE FUNDS			CAPITAL AND BOND REIMBURSABLE FUNDS (continued)		
30051	HIGHWAY AND BRIDGE CAPITAL.....	366,513,729.14	30148	D24RVE - COBLESKILL.....	-
30101	REHAB/REPAIR MARITIME.....	-	30149	REHAB/REPAIR DELHI.....	-
30102	D21RVE - MARITIME.....	-	30150	D25RVE - DELHI.....	-
30103	D36RVE - CENTRAL ADMIN.....	-	30151	REHAB/REPAIR FARMINGDALE.....	-
30104	RESIDENCE HALL CAMPUS LET BOND PROCEEDS.....	-	30152	D26RVE - FARMINGDALE.....	-
30105	REHAB/REPAIR ALBANY.....	-	30153	REHAB/REPAIR MORRISVILLE.....	-
30106	D01RVE - ALBANY.....	-	30154	D27RVE - MORRISVILLE.....	-
30107	REHAB/REPAIR BINGHAMTON.....	-	30351	STATE PARK INFRASTRUCTURE.....	119,562,229.20
30108	D07RVE - BINGHAMTON.....	-	30501	CW/CA IMPLEMENTATION DEC.....	-
30109	REHAB/REPAIR BUFFALO UNIVERSITY.....	-	30502	CW/CA IMPLEMENTATION STATE.....	-
30110	D28RVE - SUNY BUFFALO.....	-	30503	CW/CA IMPLEMENTATION ERDA.....	-
30111	REHAB/REPAIR STONYBROOK.....	-	30504	CW/CA IMPLEMENTATION EFC.....	-
30112	D13RVE - STONYBROOK.....	-	31506	HAZARDOUS WASTE CLEANUP ACCOUNT.....	88,426,412.68
30113	REHAB/REPAIR BROOKLYN.....	11,118.53	31701	YOUTH FACILITIES IMPROVEMENT.....	17,012,356.16
30114	D14RVE - HSC BROOKLYN.....	-	31801	HOUSING ASSISTANCE.....	12,941,967.06
30115	REHAB/REPAIR SYRACUSE.....	-	31851	HOUSING PROG FUND - HOUSING TRUST FUND CORPORATION.....	388,308,948.25
30116	D15RVE - HSC SYRACUSE.....	-	31852	HOUSING PROG FUND - AFFORD HOUSING CORPORATION.....	96,922,990.25
30117	REHAB/REPAIR BROCKPORT.....	-	31853	HOUSING PROG FUND - DEPT OF SOCIAL SERVICES.....	382,503,998.39
30118	D02RVE - BROCKPORT.....	-	31854	HOUSING PROG FUND - HFA.....	-
30119	REHAB/REPAIR BUFFALO COLLEGE.....	-	31951	HIGHWAY FACILITY PURPOSE.....	12,015,920.55
30120	D03RVE - SUB BUFFALO.....	-	32213	NY RACING ACCOUNT.....	153,750.00
30121	REHAB/REPAIR CORTLAND.....	-	32214	CAPITAL PROJECTS MISCELLANEOUS GIFTS.....	-
30122	D04RVE - CORTLAND.....	-	32215	IT CAPITAL FINANCING ACCT.....	1,144.72
30123	REHAB/REPAIR FREDONIA.....	-	32219	NY ENVIRONMENTAL PROTECTION & SPILL REMEDIATION.....	-
30124	D05RVE - FREDONIA.....	-	32229	NY RACING CAPITAL IMPROVEMENT.....	96,800,000.00
30125	REHAB/REPAIR GENESEO.....	-	32230	DFS IT MODERNIZATION CAP ACCOUNT.....	-
30126	D06RVE - GENESEO.....	-	32301	OPWDD - STATE FACILITIES PRE 12/99.....	-
30127	REHAB/REPAIR OLD WESTBURY.....	298,925.54	32302	DSAS - COMMUNITY FACILITIES.....	-
30128	D31RVE - OLD WESTBURY.....	-	32303	OMH - COMMUNITY FACILITIES.....	176,575,886.57
30129	REHAB/REPAIR NEW PALTZ.....	-	32304	OPWDD - COMMUNITY FACILITIES.....	-
30130	D08RVE - NEW PALTZ.....	-	32305	OASAS - COMMUNITY FACILITIES.....	269,054,890.80
30131	REHAB/REPAIR ONEONTA.....	-	32306	DASNY - OMH ADMIN.....	-
30132	D09RVE - ONEONTA.....	-	32307	DASNY - OPWDD ADMIN.....	14,645,098.21
30133	REHAB/REPAIR OSWEGO.....	-	32308	DASNY - OASAS ADMIN.....	-
30134	D10RVE - OSWEGO.....	-	32309	OMH - STATE FACILITIES.....	147,439,565.13
30135	REHAB/REPAIR PLATTSBURGH.....	-	32310	OPWDD - STATE FACILITIES.....	3,726,019.79
30136	D11RVE - PLATTSBURGH.....	-	32311	OASAS - STATE FACILITIES.....	7,286,991.04
30137	REHAB/REPAIR POTSDAM.....	-	32351	CORRECTIONAL FACILITY CAPITAL IMPROVEMENT.....	-
30138	D12RVE - POTSDAM.....	-	32352	DOCCS - REHABILITATION PROJECTS.....	194,318,733.87
30139	REHAB/REPAIR PURCHASE.....	-	32353	CORRECTIONAL FACILITY CAPITAL CLOSURE.....	-
30140	D29RVE - PURCHASE.....	-	33001	STORM RECOVERY ACCOUNT.....	-
30141	REHAB/REPAIR FOR UTICA/ROME.....	21,221.33			
30142	D27RVE - CAMPUS RESERVE.....	-		TOTAL CAPITAL AND BOND REIMBURSABLE FUNDS.....	\$ 2,394,541,897.21
30143	REHAB/REPAIR ALFRED.....	-			
30144	D22RVE - ALFRED.....	-		ENTERPRISE FUNDS	
30145	REHAB/REPAIR CANTON.....	-	50318	OGS CONVENTION CENTER ACCOUNT.....	626,468.62
30146	D23RVE - CANTON.....	-	50327	EMPIRE STATE PLAZA GIFT SHOP.....	379,321.87
30147	REHAB/REPAIR COBLESKILL.....	-	50651	INTEREST ASSESSMENT ACCOUNT.....	-
				TOTAL ENTERPRISE FUNDS.....	\$ 1,005,790.49

STATE OF NEW YORK
TEMPORARY LOANS OUTSTANDING (*)
AS OF MARCH 31, 2025

SCHEDULE 32
(continued)

<u>FUND</u>	<u>FUND DESCRIPTION</u>	<u>AMOUNT OF LOAN</u>	<u>FUND</u>	<u>FUND DESCRIPTION</u>	<u>AMOUNT OF LOAN</u>
INTERNAL SERVICE FUNDS			INTERNAL SERVICE FUNDS (continued)		
55001	CENTRALIZED SERVICES - FLEET MANAGEMENT.....	-	55052	ARCHIVES RECORD MANAGEMENT.....	1,581,156.02
55002	CENTRALIZED SERVICES - INFORMATION RESOURCE MANAGEMENT.....	-	55053	FEDERAL SINGLE AUDIT.....	-
55003	CENTRALIZED SERVICES - PRINTING.....	-	55055	CIVIL SERVICE ADMINISTRATION ACCOUNT.....	-
55004	CENTRALIZED SERVICES - REAL PROPERTY LABOR.....	478,196.04	55056	CIVIL SERVICE EHS OCCUPATIONAL HEALTH PROGRAM.....	-
55005	CENTRALIZED SERVICES - DONATED FOODS.....	-	55057	BANKING SERVICES ACCOUNT.....	-
55006	CENTRALIZED SERVICES - FEDERAL PERSONAL PROPERTY.....	108,295.20	55058	CULTURAL RESOURCE SURVEY.....	4,481,526.93
55007	CENTRALIZED SERVICES - CONSTRUCTION SERVICES.....	3,241,671.54	55059	NEIGHBOR WORK PROJECT.....	8,108,989.72
55008	CENTRALIZED SERVICES - PASNY.....	3,178,119.47	55060	AUTOMATIC / PRINT CHARGEBACKS.....	-
55009	CENTRALIZED SERVICES - ADMINISTRATIVE SUPPORT.....	-	55061	OFFICE OF INFORMATION TECHNOLOGY SERVICES/ NYT.....	-
55010	CENTRALIZED SERVICES - DESIGN AND CONSTRUCTION.....	-	55062	DATA CENTER ACCOUNT.....	-
55011	CENTRALIZED SERVICES - INSURANCE SERVICE.....	-	55066	CYBER SECURITY INTRUSION ACCOUNT.....	1,261,584.27
55012	CENTRALIZED SERVICES - SECURITY CARD ACCESS.....	346,905.80	55067	DOMESTIC VIOLENCE GRANT.....	786,119.62
55013	CENTRALIZED SERVICES - COPS.....	-	55069	CENTRALIZED TECHNOLOGY SERVICES.....	-
55014	CENTRALIZED SERVICES - FOOD SERVICES.....	-	55071	LABOR CONTACT CENTER.....	246,790.47
55015	CENTRALIZED SERVICES - HOMER FOLKS.....	-	55072	HUMAN SERVICES CONTACT CENTER.....	4,162,561.02
55016	CENTRALIZED SERVICES - INTERAGENCY MAIL & MESSENGER COURIER SERVICE.....	223,187.17	55073	TAX CONTACT CENTER.....	-
55017	DOWNSTATE WAREHOUSE.....	655,768.18	55074	CIVIL RECOVERIES ACCOUNT.....	-
55018	BUILDING ADMINISTRATION ACCOUNT.....	-	55251	EXECUTIVE DIRECTION INTERNAL AUDIT.....	8,817,136.56
55019	LEASE SPACE INITIATIVE.....	-	55252	CIO INFORMATION TECHNOLOGY CENTRALIZED SERVICES.....	26,343,482.61
55020	OGS ENTERPRISE CONTRACTING.....	8,408,936.90	55300	HEALTH INSURANCE INTERNAL SERVICE.....	-
55021	NYS MEDIA CENTER.....	7,044,587.05	55301	CIVIL SERVICE EMPLOYEE BENEFITS DIV ADM ACCOUNT.....	1,223,293.45
55022	BUSINESS SERVICES CENTER.....	2,056,254.10	55350	CORRECTIONAL INDUSTRIES INTERNAL SERVICE.....	-
			TOTAL INTERNAL SERVICE FUNDS.....		
			\$ 82,754,562.12		
			AGENCY FUNDS		
			60201	EMPLOYEES HEALTH INSURANCE ACCT.....	215,139,554.96
			60901	MMIS - STATE AND FEDERAL.....	-
			TOTAL AGENCY FUNDS.....		
			\$ 215,139,554.96		
			GRAND TOTAL.....		
			\$ 5,939,043,255.58		

(*) Temporary Loans are authorized pursuant to Subdivision 5 of Section 4 of the State Finance Law and Chapter 56, Part XX, Section 1, of the Laws of 2024-25. The loans represent authorizations made by the Legislature to allow certain funds/accounts to make appropriated payments regardless of the fund (cash) balance. Such loans are made from the State's Short-Term Investment Pool (STIP) and are intended to satisfy temporary cash shortfalls whenever scheduled disbursements exceed available revenues during the fiscal year. Generally, temporary loans are repaid from the first cash receipts of the fund or account; however, in some cases actual revenues are not sufficient to repay all loans made to the fund or account and a transfer from the General Fund "Repayment of Receivables" appropriation is approved by the Budget Director.

STATE OF NEW YORK
SUMMARY OF CASH ADVANCE ACCOUNTS BY BUSINESS UNIT AND DEPARTMENT
FISCAL YEAR ENDED MARCH 31, 2025

SCHEDULE 33

This schedule presents balances of petty cash, travel, and other cash advances (i.e., confidential, patient, and inmate work release) issued to State business units pursuant to Section 115 of the State Finance Law. Advances are issued from business unit appropriations and cash is transferred from the State Treasury to a local bank account for appropriate use. Cash advance accounts are reimbursed periodically by vouchers audited and approved by the State Comptroller for payment out of the State Treasury.

BUSINESS UNIT	PETTY CASH	TRAVEL	OTHER	TOTAL ADVANCES
Addiction Services and Supports, Office of:				
Addiction Services and Supports, Office of.....	\$ 2,800	\$ -	\$ -	\$ 2,800
Kingsboro Addiction Treatment Center.....	1,500	-	-	1,500
Adirondack Park Agency.....	4,000	-	-	4,000
Agriculture and Markets, Department of:	10,000	-	-	10,000
Alcoholic Beverage Control, Division of.....	-	-	2,000	2,000
Budget, Division of the.....	5,000	-	-	5,000
Children and Family Services, Office of:				
Children and Family Services, Office of.....	26,800	-	900	27,700
Harriet Tubman Residential Center.....	300	-	-	300
City University of New York:				
College of Staten Island.....	5,500	-	-	5,500
Hunter College.....	55,000	-	-	55,000
John Jay College.....	18,700	-	-	18,700
Lehman College.....	5,000	-	-	5,000
New York City College of Technology.....	5,000	-	-	5,000
School of Journalism.....	5,000	-	-	5,000
School of Law.....	30,000	-	-	30,000
University Accounting Office - Accounts Payable.....	13,000	-	-	13,000
York College.....	10,500	-	-	10,500
Civil Service, Department of.....	3,000	-	-	3,000
Correction, State Commission of.....	2,000	-	-	2,000
Corrections and Community Supervision (Corcraft), Department of.....	4,000	-	-	4,000

STATE OF NEW YORK
SUMMARY OF CASH ADVANCE ACCOUNTS BY BUSINESS UNIT AND DEPARTMENT
FISCAL YEAR ENDED MARCH 31, 2025

SCHEDULE 33
(continued)

BUSINESS UNIT	PETTY CASH	TRAVEL	OTHER	TOTAL ADVANCES
Corrections and Community Supervision, Department of:				
Adirondack Correctional Facility.....	500	250	580	1,330
Albion Correctional Facility.....	2,000	500	7,180	9,680
Altona Correctional Facility.....	2,500	600	1,600	4,700
Attica Correctional Facility.....	1,500	-	2,120	3,620
Auburn Correctional Facility.....	4,000	-	1,250	5,250
Bare Hill Correctional Facility.....	1,500	-	3,800	5,300
Bedford Hills Correctional Facility.....	5,000	-	3,220	8,220
Cape Vincent Correctional Facility.....	1,000	1,000	3,540	5,540
Cayuga Correctional Facility.....	1,600	-	4,300	5,900
Central Pharmacy.....	1,000	-	-	1,000
Clinton Correctional Facility.....	4,500	1,500	2,000	8,000
Collins Correctional Facility.....	2,500	100	8,170	10,770
Coxsackie Correctional Facility.....	2,000	-	1,980	3,980
Eastern Correctional Facility.....	2,500	300	370	3,170
Edgecombe Correctional Facility.....	1,000	-	2,060	3,060
Elmira Correctional Facility.....	2,000	-	5,610	7,610
Fishkill Correctional Facility.....	1,000	1,000	11,500	13,500
Five Points Correctional Facility.....	500	-	1,530	2,030
Franklin Correctional Facility.....	4,500	-	4,360	8,860
Gouverneur Correctional Facility.....	1,000	250	3,220	4,470
Green Haven Correctional Facility.....	2,500	-	7,340	9,840
Greene Correctional Facility.....	1,000	500	5,640	7,140
Groveland Correctional Facility.....	2,000	-	6,480	8,480
Hale Creek Alcohol and Substance Abuse Correctional Treatment Center	650	250	185	1,085
Hudson Correctional Facility.....	3,000	100	2,850	5,950
Lakeview Shock Incarceration Correctional Facility.....	3,000	250	7,560	10,810
Marcy Correctional Facility.....	3,500	250	4,500	8,250
Mid-State Correctional Facility.....	1,000	300	5,900	7,200
Mohawk Correctional Facility.....	2,500	-	4,410	6,910
Operations - Central Office.....	20,000	5,000	2,500	27,500
Orleans Correctional Facility.....	2,500	-	11,180	13,680
Otisville Correctional Facility.....	1,000	-	3,730	4,730
Queensboro Correctional Facility.....	3,000	-	12,060	15,060
Riverview Correctional Facility.....	1,000	250	3,520	4,770
Shawangunk Correctional Facility.....	1,200	-	580	1,780
Sing Sing Correctional Facility.....	7,000	250	3,380	10,630

STATE OF NEW YORK
SUMMARY OF CASH ADVANCE ACCOUNTS BY BUSINESS UNIT AND DEPARTMENT
FISCAL YEAR ENDED MARCH 31, 2025

SCHEDULE 33
(continued)

BUSINESS UNIT	PETTY CASH	TRAVEL	OTHER	TOTAL ADVANCES
Taconic Correctional Facility.....	3,000	700	2,580	6,280
Ulster Correctional Facility.....	600	-	3,800	4,400
Upstate Correctional Facility.....	1,600	100	900	2,600
Wallkill Correctional Facility.....	1,000	-	1,580	2,580
Washington Correctional Facility.....	2,000	-	6,560	8,560
Wende Correctional Facility.....	2,500	-	7,450	9,950
Woodbourne Correctional Facility.....	1,300	200	2,820	4,320
Wyoming Correctional Facility.....	4,300	-	2,000	6,300
Criminal Justice Services, Division of.....	3,000	-	-	3,000
Education, State Department of:				
Batavia School for the Blind.....	4,000	-	-	4,000
Education, State Department of.....	3,000	-	297,000	300,000
Rome School for the Deaf.....	2,000	-	-	2,000
Elections, Board of.....	-	-	5,000	5,000
Employee Relations, Office of.....	2,000	-	-	2,000
Environmental Conservation, Department of.....	30,000	-	37,000	67,000
Ethics and Lobbying in Government, Commission on.....	500	-	-	500
Financial Control Board for New York City.....	750	-	-	750
Financial Services, Department of.....	6,000	-	10,000	16,000
General Services, Office of:				
Business Service Center - General.....	25,000	-	-	25,000
General Services, Office of.....	20,000	-	3,300,000	3,320,000
General Services New York Power Authority Miscellaneous, Office of.....	-	-	6,000,000	6,000,000
Health, Department of:				
Health, Department of.....	14,950	-	7,000	21,950
Helen Hayes Hospital.....	20,000	-	-	20,000
New York State Veterans' Home at Montrose.....	15,000	-	-	15,000
New York State Veterans' Home at Oxford.....	13,000	-	1,200	14,200
New York State Veterans' Home at St Albans.....	15,000	-	-	15,000
Western New York Veterans' Home at Batavia.....	4,000	-	1,500	5,500

STATE OF NEW YORK
SUMMARY OF CASH ADVANCE ACCOUNTS BY BUSINESS UNIT AND DEPARTMENT
FISCAL YEAR ENDED MARCH 31, 2025

SCHEDULE 33
(continued)

BUSINESS UNIT	PETTY CASH	TRAVEL	OTHER	TOTAL ADVANCES
Homeland Security, Division of.....	-	-	15,000	15,000
Human Rights, Division of.....	4,500	-	-	4,500
Inspector General, Office of the State.....	1,500	-	30,000	31,500
Judicial Conduct.....	4,000	-	-	4,000
Justice Center for the Protection of People with Special Needs.....	2,000	-	-	2,000
Labor, Department of.....	28,000	-	-	28,000
Lake George Park Commission.....	2,000	-	-	2,000
Law, Department of:				
Attorney General, Office of the.....	30,050	-	212,949	242,999
Medicaid Fraud Control.....	8,000	-	40,000	48,000
OCTF Confidential.....	-	-	50,000	50,000
Legislative Bill Drafting Commission.....	1,000	1,000	-	2,000
New York State Assembly.....	18,750	4,000	-	22,750
Medicaid Inspector General, Office of.....	500	-	1,000	1,500
Mental Health, Office of:				
Bronx Children's Psychiatric Center.....	8,000	-	3,025	11,025
Bronx Psychiatric Center.....	5,000	-	19,020	24,020
Buffalo Psychiatric Center.....	25,500	-	30,020	55,520
Capital District Psychiatric Center.....	5,100	-	7,410	12,510
Central New York Psychiatric Center.....	5,550	-	5,225	10,775
Creedmoor Psychiatric Center.....	15,000	-	56,000	71,000
Elmira Psychiatric Center.....	11,000	-	6,350	17,350
Greater Binghamton Health Center.....	3,500	-	8,000	11,500
Kingsboro Psychiatric Center.....	21,793	-	27,545	49,338
Kirby Forensic Psychiatric Center.....	18,600	-	-	18,600
Manhattan Psychiatric Center.....	32,000	-	-	32,000

STATE OF NEW YORK
SUMMARY OF CASH ADVANCE ACCOUNTS BY BUSINESS UNIT AND DEPARTMENT
FISCAL YEAR ENDED MARCH 31, 2025

SCHEDULE 33
(continued)

BUSINESS UNIT	PETTY CASH	TRAVEL	OTHER	TOTAL ADVANCES
Mental Health, Office of.....	19,500	-	-	19,500
Mid-Hudson Forensic Psychiatric Center.....	16,925	-	-	16,925
Mohawk Valley Psychiatric Center.....	6,000	-	11,000	17,000
New York State Psychiatric Institute.....	2,000	-	-	2,000
Pilgrim Psychiatric Center.....	5,000	-	60,000	65,000
Queens Facility Wide.....	11,000	-	-	11,000
Richard H. Hutchins Psychiatric Center.....	10,000	-	6,000	16,000
Rochester Psychiatric Center.....	17,024	-	24,093	41,117
Rockland Children's Psychiatric Center.....	19,200	-	800	20,000
Rockland Psychiatric Center.....	35,000	-	41,500	76,500
Sagamore Children's Psychiatric Center.....	3,500	-	2,275	5,775
South Beach Psychiatric Center.....	9,000	-	16,500	25,500
St. Lawrence Psychiatric Center.....	7,350	-	13,534	20,884
Western New York Children's Psychiatric Center.....	2,000	-	1,325	3,325
Military and Naval Affairs, Division of.....	120,000	-	-	120,000
Motor Vehicles, Department of:				
Expenditures.....	5,000	-	-	5,000
Field Operations.....	246,215	-	-	246,215
Statewide.....	70,875	1,000	28,000	99,875
NYS Gaming Commission.....	1,000	-	-	1,000
Parks, Recreation and Historic Preservation, Office of.....	40,000	-	273,090	313,090
People With Developmental Disabilities, Office for:				
Bernard M Fineson DDSO.....	12,000	-	-	12,000
Brooklyn DDSO.....	12,000	-	-	12,000
Broome DDSO.....	45,675	-	1,450	47,125
Capital District DDSO.....	50,000	-	-	50,000
Central New York DDSO.....	40,000	-	-	40,000
Finger Lakes DDSO.....	78,100	-	34,500	112,600
Hudson Valley DDSO.....	40,302	-	-	40,302
Institute for Basic Research in Development Disabilities.....	3,000	-	-	3,000
Long Island DDSO.....	25,000	-	-	25,000
Metro New York DDSO.....	38,505	-	-	38,505
People With Developmental Disabilities, Office for.....	2,000	-	-	2,000

STATE OF NEW YORK
SUMMARY OF CASH ADVANCE ACCOUNTS BY BUSINESS UNIT AND DEPARTMENT
FISCAL YEAR ENDED MARCH 31, 2025

SCHEDULE 33
(continued)

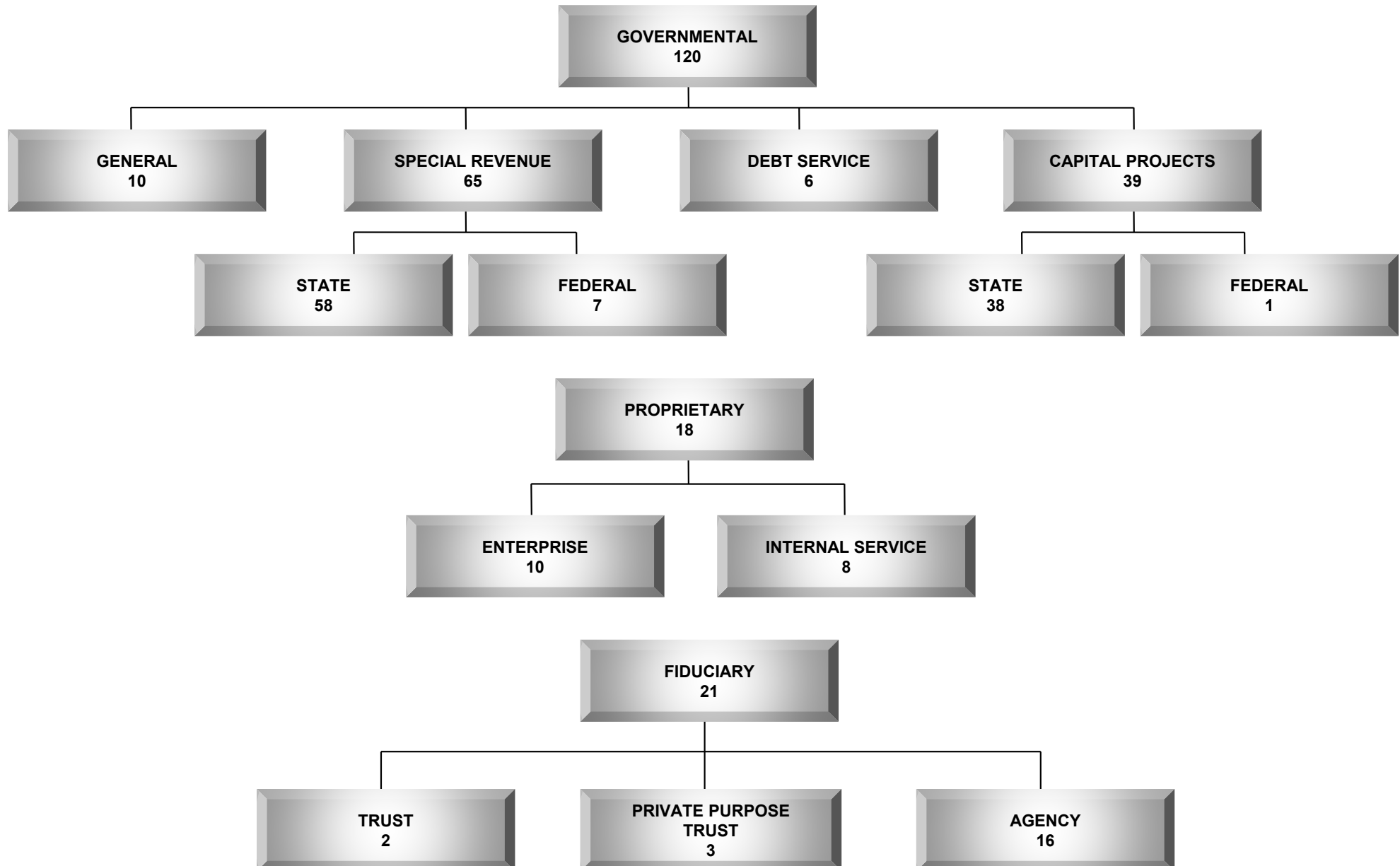
BUSINESS UNIT	PETTY CASH	TRAVEL	OTHER	TOTAL ADVANCES
Staten Island DDSO.....	19,000	-	-	19,000
Sunmount DDSO.....	26,000	-	-	26,000
Taconic DDSO.....	67,000	-	40	67,040
Western New York DDSO.....	60,000	-	50,000	110,000
Public Employment Relations Board.....	1,500	-	-	1,500
Public Service, Department of.....	4,000	-	-	4,000
State, Department of:				
State, Department of.....	17,000	-	-	17,000
Tug Hill Commission.....	1,750	-	-	1,750
State Comptroller, Office of the.....	9,400	7,400	-	16,800
Financial Administration.....	1,700	-	-	1,700
State Police, Division of:				
New York State Police - Troop A.....	1,000	-	20,000	21,000
New York State Police - Troop B.....	1,000	-	20,000	21,000
New York State Police - Troop C.....	1,000	-	20,000	21,000
New York State Police - Troop D.....	1,000	-	20,000	21,000
New York State Police - Troop E.....	-	-	20,000	20,000
New York State Police - Troop F.....	-	-	20,000	20,000
New York State Police - Troop G.....	1,000	-	20,000	21,000
New York State Police - Troop K.....	1,000	-	20,000	21,000
New York State Police - Troop L.....	-	-	20,000	20,000
New York State Police - Troop New York City.....	-	-	45,000	45,000
OCT-Response & Training Sect/HQ.....	-	-	4,000	4,000
State Police, Division of.....	2,000	-	28,500	30,500
State University of New York:				
Central Administration.....	2,400,000	-	2,500,000	4,900,000
Taxation and Finance, Department of.....	15,000	-	30,000	45,000
Temporary and Disability Assistance, Office of.....	10,000	-	-	10,000
Transportation, Department of.....	30,000	23,100	-	53,100

STATE OF NEW YORK
SUMMARY OF CASH ADVANCE ACCOUNTS BY BUSINESS UNIT AND DEPARTMENT
FISCAL YEAR ENDED MARCH 31, 2025

SCHEDULE 33
(continued)

BUSINESS UNIT	PETTY CASH	TRAVEL	OTHER	TOTAL ADVANCES
Unified Court System:				
Appellate Division - 1st Judicial Department.....	300	-	-	300
Court Administration Budget and Finance, Office of.....	22,500	-	-	22,500
Court of Appeals.....	50	-	-	50
Lawyers' Fund for Client Protection.....	5,000	-	-	5,000
2nd Judicial District Kings County.....	1,150	-	-	1,150
4th District Administration.....	590	-	-	590
5th District Administration.....	655	-	-	655
6th District Administration.....	800	-	-	800
7th District Administration.....	450	-	-	450
8th District Administration.....	1,300	-	-	1,300
9th District Administration.....	950	-	-	950
10th Judicial District Nassau County.....	500	-	-	500
10th Judicial District Suffolk County.....	950	-	-	950
Victim Services, Office of.....	1,550	-	200,000	201,550
Waterfront Commission, New York State.....	-	-	500	500
Welfare Inspector General, Office of.....	-	-	15,000	15,000
Total of Cash Advance Accounts by Business Unit and Department.....	\$ 4,450,159	\$ 50,150	\$ 13,918,146	\$ 18,418,455

**STATE OF NEW YORK
FUND STRUCTURE
NUMBER OF MAJOR FUNDS PER FUND TYPE
AS OF MARCH 31, 2025**



**STATE OF NEW YORK
FUND STRUCTURE AND LIST OF JOINT CUSTODY FUNDS
AS OF MARCH 31, 2025**

**APPENDIX
(continued)**

FUND NUMBER	FUND NAME	FUND CLASSIFICATION	YEAR ESTABLISHED	AUTHORIZATION
10000-10049	Local Assistance Account	General	1981	State Finance Law, §72 (2a)
10050-10099	State Operations Account	General	1981	State Finance Law, §72 (2b)
10100-10149	Tax Stabilization Reserve	General	1984	State Finance Law, §92
10150-10199	Contingency Reserve	General	1993	Laws of 1993, Chapter 60, §41
10200-10249	Universal Pre-Kindergarten Reserve	General	2000	State Finance Law, §97-vvv
10250-10299	Community Projects	General	1996	State Finance Law, §99-d
10300-10349	Rainy Day Reserve	General	2007	State Finance Law, §92-cc
10400-10449	Refund Reserve Account	General	1978	State Finance Law, §71 and Tax Law, §171-a
10500-10549	Fringe Benefit Escrow Account	General	1970	State Finance Law, §8-b and Civil Service Law, §168
10550-10599	Tobacco Revenue Guarantee	General	2003	State Finance Law, §97-cccc
20000-20099	Mental Health Gifts and Donations	Special Revenue - State	1984	Mental Hygiene Law, §7.29 and §13.29
20100-20299	Combined Expendable Trust	Special Revenue - State	1982	State Finance Law, §71 and State Finance Law, §11
20300-20349	New York Interest on Lawyer Account (IOLA)	Special Revenue - State	1983	State Finance Law, §97-v
20350-20399	New York State Archives Partnership Trust	Special Revenue - State	1992	Laws of 1992, Chapter 758, §7
20400-20449	Child Performer's Protection	Special Revenue - State	2003	State Finance Law, §99-j
20450-20499	Tuition Reimbursement	Special Revenue - State	1990	State Finance Law, §97-hh
20500-20549	Local Government Records Management Improvement	Special Revenue - State	1989	State Finance Law, §97-i
20550-20599	School Tax Relief	Special Revenue - State	1998	State Finance Law, §97-rrr
20600-20649	Charter Schools Stimulus	Special Revenue - State	1999	State Finance Law, §97-sss
20650-20699	Not-For-Profit Short-Term Revolving Loan	Special Revenue - State	1991	State Finance Law, §97-jj
20800-20849	Health Care Reform Act Resources	Special Revenue - State	2000	State Finance Law, §92-dd
20850-20899	Dedicated Mass Transportation Trust	Special Revenue - State	1991	State Finance Law, §89-c
20900-20949	State Lottery	Special Revenue - State	1967	State Finance Law, §92-c
20950-20999	Combined Student Loan	Special Revenue - State	1982	State Finance Law, §71
21000-21049	Sewage Treatment Program Management and Administration	Special Revenue - State	1989	State Finance Law, §97-l
21050-21149	ENCON Special Revenue	Special Revenue - State	1992	State Finance Law, §71
21150-21199	Conservation	Special Revenue - State	1940	State Finance Law, §83
21200-21249	Environmental Protection and Oil Spill Compensation	Special Revenue - State	1978	Navigation Law, §179
21250-21299	Training and Education Program on Occupational Safety and Health	Special Revenue - State	1985	State Finance Law, §97-c and Labor Law, §887
21300-21349	Lawyers' Fund For Client Protection	Special Revenue - State	1981	State Finance Law, §97-t
21350-21399	Equipment Loan Fund for the Disabled	Special Revenue - State	1985	Social Services Law, §326-b
21400-21449	Mass Transportation Operating Assistance	Special Revenue - State	1981	State Finance Law, §88-a
21450-21499	Clean Air	Special Revenue - State	1993	State Finance Law, §97-oo
21500-21549	New York State Infrastructure Trust	Special Revenue - State	1987	State Finance Law, §88
21550-21599	Legislative Computer Services	Special Revenue - State	1984	State Finance Law, §97-uu
21600-21649	Biodiversity Stewardship and Research	Special Revenue - State	1993	State Finance Law, §97-oo
21650-21699	Combined Non-Expendable Trust	Special Revenue - State	1982	State Finance Law, §71
21700-21749	Winter Sports Education Trust	Special Revenue - State	1977	Education Law, §495-a
21750-21799	Musical Instrument Revolving	Special Revenue - State	1983	State Finance Law, §97-v
21850-21899	Arts Capital Grants	Special Revenue - State	1987	State Finance Law, §97-z
21900-22499	Miscellaneous State Special Revenue	Special Revenue - State	1982	State Finance Law, §71
22500-22549	Court Facilities Incentive Aid	Special Revenue - State	1987	State Finance Law, §94
22550-22599	Employment Training	Special Revenue - State	1983	State Finance Law, §71
22650-22699	State University Income	Special Revenue - State	1959	Education Law, §355 (4)
22700-22749	Chemical Dependence Service	Special Revenue - State	1984	State Finance Law, §97-w

**STATE OF NEW YORK
FUND STRUCTURE AND LIST OF JOINT CUSTODY FUNDS
AS OF MARCH 31, 2025**

**APPENDIX
(continued)**

FUND NUMBER	FUND NAME	FUND CLASSIFICATION	YEAR ESTABLISHED	AUTHORIZATION
22750-22799	Lake George Park Trust	Special Revenue - State	1987	State Finance Law, §97-h
22800-22849	State Police Motor Vehicle Law Enforcement and Motor Vehicle Theft and Insurance Fraud Prevention	Special Revenue - State	1992	State Finance Law, §89-d and §97-mm
22850-22899	New York Great Lakes Protection	Special Revenue - State	1990	State Finance Law, §97-ee
22900-22949	Federal Revenue Maximization Contract	Special Revenue - State	1996	State Finance Law, §97-ttt
22950-22999	Housing Development	Special Revenue - State	1968	Private Housing Finance Law, §574
23000-23049	NYS DOT Highway Safety Program	Special Revenue - State	1990	State Finance Law, §90
23050-23099	Vocational Rehabilitation	Special Revenue - State	1969	State Finance Law, §97-lll
23100-23149	Drinking Water Program Management and Administration	Special Revenue - State	1997	State Finance Law, §97-ddd
23150-23199	New York City County Clerks' Operations Offset	Special Revenue - State	1992	State Finance Law, §94-a
23200-23249	Judiciary Data Processing Offset	Special Revenue - State	1992	State Finance Law, §94-b
23500-23549	US Olympic Committee/Lake Placid Olympic Training	Special Revenue - State	1995	State Finance Law, §84
23550-23599	Indigent Legal Services	Special Revenue - State	2003	State Finance Law, §98-b
23600-23649	Unemployment Insurance Interest and Penalty	Special Revenue - State	1952	Labor Law, §552
23650-23699	MTA Financial Assistance	Special Revenue - State	2009	State Finance Law, §92-ff
23700-23749	Commercial Gaming Revenue	Special Revenue - State	2013	State Finance Law, §97-nnnn
23750-23799	Medical Cannabis Trust	Special Revenue - State	2014	State Finance Law, §89-h
23800-23899	Dedicated Miscellaneous State Special Revenue	Special Revenue - State	2016	State Finance Law, §71
24800-24849	New York State Cannabis Revenue	Special Revenue - State	2021	State Finance Law, §99-ii
24850-24899	Health Care Transformation	Special Revenue - State	2018	State Finance Law, §92-hh
24900-24949	Charitable Gifts Trust	Special Revenue - State	2018	State Finance Law, §92-gg
24950-24954	Interactive Fantasy Sports	Special Revenue - State	2016	Racing, Pari-Mutuel Wagering and Breeding Law, Article 14
24955-24959	Mobile Sports Wagering	Special Revenue - State	2021	Racing, Pari-Mutuel Wagering and Breeding Law, §1367 and §1367-a
40350-40399	State University Dormitory Income	Special Revenue - State	1955	Education Law, §355 (8)
25000-25099	Federal USDA/Food and Nutrition Services	Special Revenue - Federal	1988	State Finance Law, §71
25100-25199	Federal Health and Human Services	Special Revenue - Federal	1972	State Finance Law, §71
25200-25249	Federal Education	Special Revenue - Federal	1998	State Finance Law, §71
25300-25899, 25951	Federal Miscellaneous Operating Grants	Special Revenue - Federal	1981	State Finance Law, §71
25900-25949	Unemployment Insurance Administration	Special Revenue - Federal	1936	Labor Law, §551, §552-a, §552-b and §530
25950, 25952-25999	Unemployment Insurance Occupational Training	Special Revenue - Federal	1967	State Finance Law, §71
26000-26049	Federal Employment and Training Grants	Special Revenue - Federal	1983	State Finance Law, §71
30000-30049	State Capital Projects	Capital Projects - State	1982	State Finance Law, §93
30050-30099	Dedicated Highway and Bridge Trust	Capital Projects - State	1991	State Finance Law, §89-b
30100-30299	State University Residence Halls Rehabilitation and Repair	Capital Projects - State	1991	State Finance Law, §71
30300-30349	New York State Canal System Development	Capital Projects - State	1992	State Finance Law, §92-u
30350-30399	State Park Infrastructure	Capital Projects - State	1993	State Finance Law, §97-mm
30400-30449	Passenger Facility Charge	Capital Projects - State	1993	State Finance Law, §90-a
30450-30499	Environmental Protection	Capital Projects - State	1993	State Finance Law, §92-s
30500-30549	Clean Water/Clean Air Implementation	Capital Projects - State	1997	State Finance Law, §97-eee
30600-30609	Energy Conservation Through Improved Transportation Bond	Capital Projects - State	1980	State Finance Law, §57 (5), §76 (2) and §76 (3)
30610-30619	Park and Recreation Land Acquisition Bond	Capital Projects - State	1960	State Finance Law, §57 (5)
30620-30629	Pure Waters Bond	Capital Projects - State	1965	State Finance Law, §57 (5)
30630-30639	Transportation Capital Facilities Bond	Capital Projects - State	1967	State Finance Law, §57 (5)
30640-30649	Environmental Quality Protection Bond Act (1972)	Capital Projects - State	1973	State Finance Law, §97-a
30650-30659	Rebuild and Renew New York Transportation Bond	Capital Projects - State	2005	State Finance Law, §97-eeee
30660-30669	Transportation Infrastructure Renewal Bond	Capital Projects - State	1983	State Finance Law, §74

**STATE OF NEW YORK
FUND STRUCTURE AND LIST OF JOINT CUSTODY FUNDS
AS OF MARCH 31, 2025**

**APPENDIX
(continued)**

FUND NUMBER	FUND NAME	FUND CLASSIFICATION	YEAR ESTABLISHED	AUTHORIZATION
30670-30679	Environmental Quality Bond Act (1986)	Capital Projects - State	1986	State Finance Law, §97-d
30680-30689	Accelerated Capacity and Transportation Improvements Bond	Capital Projects - State	1988	State Finance Law, §77
30690-30699	Clean Water/Clean Air Bond	Capital Projects - State	1996	State Finance Law, §97-aaa
30700-30709	State Housing Bond	Capital Projects - State	1939	State Finance Law, §60 (5)
30710-30719	Smart Schools Bond	Capital Projects - State	2014	State Finance Law, §97-oooo
30720-30729	Clean Water, Clean Air and Green Jobs Bond	Capital Projects - State	2022	State Finance Law, §97-tttt
30750-30799	Outdoor Recreation Development Bond	Capital Projects - State	1965	State Finance Law, §57 (5)
30900-30949	Rail Preservation and Development Bond	Capital Projects - State	1974	State Finance Law, §76
31350-31449	Federal Capital Projects	Capital Projects - Federal	1982	State Finance Law, §71
31450-31499	Forest Preserve Expansion	Capital Projects - State	1958	State Finance Law, §97-e
31500-31549	Hazardous Waste Remedial	Capital Projects - State	1982	State Finance Law, §97-b
31650-31699	Suburban Transportation	Capital Projects - State	1987	State Finance Law, §88-b
31700-31749	Division For Youth Facilities Improvement	Capital Projects - State	1990	State Finance Law, §97-gg
31800-31849	Housing Assistance	Capital Projects - State	1988	State Finance Law, §92-q
31850-31899	Housing Program	Capital Projects - State	1990	State Finance Law, §71
31900-31949	Natural Resource Damages	Capital Projects - State	1994	State Finance Law, §71
31950-31999	Department of Transportation Engineering Services	Capital Projects - State	1989	State Finance Law, §71
32200-32249	Miscellaneous Capital Projects	Capital Projects - State	1988	State Finance Law, §71
32250-32299	City University of New York Capital Projects	Capital Projects - State	1987	State Finance Law, §71 and Education Law, §377
32300-32349	Mental Hygiene Facilities Capital Improvement	Capital Projects - State	1990	State Finance Law, §71
32350-32399	Correctional Facilities Capital Improvement	Capital Projects - State	1990	State Finance Law, §71
32400-32999	State University Capital Projects	Capital Projects - State	1977	State Finance Law, §71
33000-33049	New York State Storm Recovery	Capital Projects - State	2013	State Finance Law, §93-a
33050-33099	Dedicated Infrastructure Investment	Capital Projects - State	2015	State Finance Law, §93-b
40000-40049	Debt Reduction Reserve	Debt Service	1998	State Finance Law, §97-rrr
40100-40149	Mental Health Services	Debt Service	1987	State Finance Law, §97-f
40150-40199	General Debt Service	Debt Service	1982	State Finance Law, §71, §72, §73, §92-h and §92-z
40250-40299	Housing Debt	Debt Service	1940	State Finance Law, §97
40300-40349	Department of Health Income	Debt Service	1971	Public Health Law, §409
40400-40449	Clean Water/Clean Air	Debt Service	1996	State Finance Law, §97-bbb
23250-23449	CUNY Senior College Program	Enterprise	1995	State Finance Law, §71
50000-50049	Youth Commissary	Enterprise	1970	Executive Law, §517
50050-50099	State Exposition Special	Enterprise	1927	Agriculture and Markets Law, §31-c
50100-50299	Correctional Services Commissary	Enterprise	1948	Correction Law, §26
50300-50399	Agencies Enterprise	Enterprise	1983	State Finance Law, §71
50400-50449	Sheltered Workshop	Enterprise	1984	State Finance Law, §71
50450-50499	Patient Workshop	Enterprise	1984	State Finance Law, §71
50500-50599	Mental Hygiene Community Stores	Enterprise	1965	Mental Hygiene Law, §7.27(c) and §13.27(c)
50650-50699	Unemployment Insurance	Enterprise	1938	Labor Law, §550
60850-60899	CUNY Senior College Operating	Enterprise	1977	Education Law, §6221
55000-55049	Centralized Services	Internal Service	1964	State Finance Law, §97-g
55050-55099	Agencies Internal Service	Internal Service	1983	State Finance Law, §71
55100-55149	Mental Hygiene Revolving	Internal Service	1953	State Finance Law, §71
55150-55199	Youth Vocational Education	Internal Service	1983	Executive Law, §513
55200-55249	Joint Labor and Management Administration	Internal Service	1986	State Finance Law, §71
55250-55299	Audit and Control Revolving	Internal Service	1982	State Finance Law, §71

STATE OF NEW YORK
FUND STRUCTURE AND LIST OF JOINT CUSTODY FUNDS
AS OF MARCH 31, 2025

APPENDIX
(continued)

FUND NUMBER	FUND NAME	FUND CLASSIFICATION	YEAR ESTABLISHED	AUTHORIZATION
55300-55349	Health Insurance Revolving	Internal Service	1982	State Finance Law, §71
55350-55399	Correctional Industries Revolving	Internal Service	1982	State Finance Law, §71
60050-60149	School Capital Facilities Financing Reserve	Agency	1988	Education Law, §407-a and §407-b
60150-60199	Child Performer's Holding	Agency	2004	State Finance Law, §99-k
60200-60249	Employees Health Insurance	Agency	1956	Civil Service Law, §167 (6)
60250-60299	Social Security Contribution	Agency	1953	Retirement and Social Security Law, §134 and §141
60300-60399	Employee Payroll Withholding	Agency	1982	State Finance Law, §71
60400-60449	Employees Dental Insurance	Agency	1971	State Finance Law, §71
60450-60499	Management Confidential Group Insurance	Agency	1971	State Finance Law, §71
60500-60549	Lottery Prize	Agency	1967	Tax Law, §1612
60550-60599	Health Insurance Reserve Receipts	Agency	1977	State Finance Law, §99-c (3)
60600-60799	Miscellaneous New York State Agency	Agency	1982	State Finance Law, §71
60800-60849	Elderly Pharmaceutical Insurance Coverage (EPIC) Escrow	Agency	1987	State Finance Law, §71
60900-60949	Medicaid Management Information System (MMIS) Escrow	Agency	1977	Social Services Law, §367-b
60950-60999	Special Education	Agency	1985	Civil Service Law, §154-b, §154-c, and Executive Law, §227-a (3)
61000-61099	State University of New York Revenue Collection	Agency	1976	State Finance Law, §71
61100-61999	State University Federal Direct Lending Program	Agency	1995	State Finance Law, §71
62000-62049	SSI SSP Payment	Agency	2014	State Finance Law, §71
65000-65049	Common Retirement Administration	Trust	1967	Retirement and Social Security Law, §422
65050-65099	Retiree Health Benefit Trust	Trust	2021	State Finance Law, §99-aa
22022	College Savings Account	Private Purpose Trust	2003	State Finance Law, §78
66000-66049	Agriculture Producers' Security	Private Purpose Trust	1992	Agriculture and Markets Law, §250
66050-66099	Milk Producers' Security	Private Purpose Trust	1987	Agriculture and Markets Law, §258-b (4)(a)

**STATE OF NEW YORK
OFFICE OF THE STATE COMPTROLLER
OFFICE OF OPERATIONS
DIVISION OF PAYROLL, ACCOUNTING AND REVENUE SERVICES**

**THOMAS P. DiNAPOLI
STATE COMPTROLLER**

Terri B. Crowley
Suzette Barsoum Baker, CPA, CGFM, CGMA

Executive Deputy Comptroller, Office of Operations
Deputy Comptroller, Payroll, Accounting and Revenue Services

Bureau of Financial Reporting and Oil Spill Remediation

Deborah J. Hilson
Jennifer Hallanan, CGFM
Carrie Piser
Laura Hennessey, CGFM

Director
Assistant Director
Assistant Chief Accountant, Cash Basis Financial Reporting
Principal Accountant, Cash Basis Financial Reporting

Report Contributors

Jordyn Abatto
Kelly Anderson
Rachel Byron
Daniel Choiniere
Joseph Cotazino
Michael Donadio
Matthew Donohue
Molly Gibbons
Jonathan Golden, CPA
Donna Greenberg, CPA, CGFM
Maria Harasimowicz

Emad Ibrahim
Shobha Iyer
Bo Jiang, CGFM
Henny Jong-Futerko
Krista Leslie
Vincenzo Lollino
Corey Nicklas
Alyssa Noel
Joseph Pasquini
Stephen Raptoulis, CPA
Agata Roberts

Eric Roosevelt
Kristen Ryan
Trevor Skiba
Christopher Smith
Carol Stevens
Desiree Stratton
David Trestick
Chuck Trimbach
Sandra Trzcinski, CGFM, CGAP, APM
Jamie-Lynn Weaver
Amanda Zibella